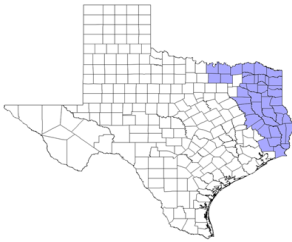


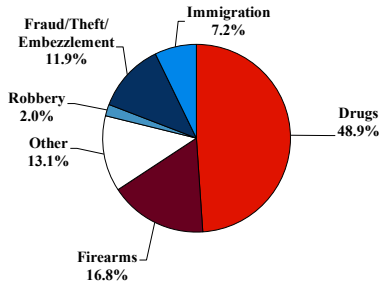
District at a Glance

Eastern District of Texas

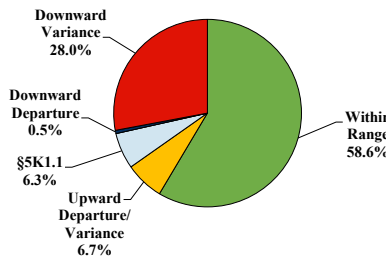
Fiscal Year 2024



Type of Crime



Sentence Imposed Relative to the Guideline Range



SENTENCING INFORMATION BY TYPE OF CRIME

	TOTAL	Immigration	Drug Trafficking	Firearms	Fraud/Theft /Embezzle	Robbery	Child Porn	Money Laundering	All Other
Total	1,134	82	554	191	135	23	12	52	85
Mean Sentence (months)	79	33	109	42	33	111	143	69	69
Median Sentence (months)	60	24	108	37	21	96	128	45	30

IMPRISONMENT

Total Receiving Imprisonment	1,051	82	547	178	93	23	12	49	67
Prison Only	1,051	82	547	178	93	23	12	49	67
Up to 12 Months	82	22	24	7	9	0	0	11	9
13 to 60 Months	429	50	123	133	65	3	1	18	36
61 to 120 Months	304	9	206	38	13	11	4	12	11
Over 120 Months	236	1	194	0	6	9	7	8	11
Prison and Alternatives	0	0	0	0	0	0	0	0	0

PROBATION

Total Receiving Probation	83	0	7	13	42	0	0	3	18
Probation Only	76	0	7	12	37	0	0	3	17
Probation and Alternatives	7	0	0	1	5	0	0	0	1

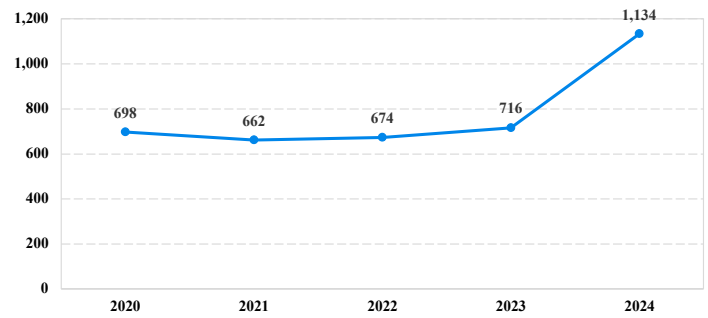
FINE ONLY

Total	0	0	0	0	0	0	0	0	0
--------------	----------	----------	----------	----------	----------	----------	----------	----------	----------

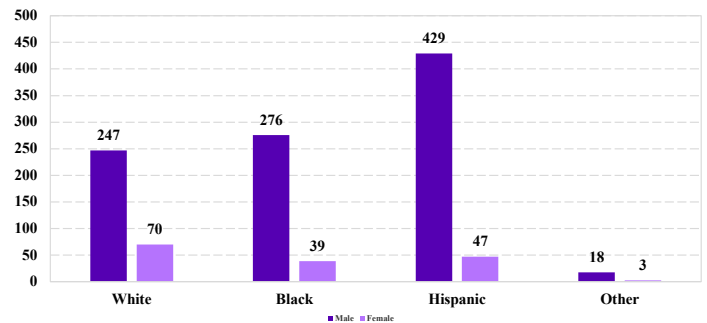
Cases with indeterminable sentence terms are excluded from the calculation of the Mean Sentence or Median Sentence category. Sentences greater than 470 months and probation were included in the sentence average computations as 470 months and zero months, respectively. Cases in the Total Receiving Imprisonment, Total Receiving Probation, and Fine Only categories total 100 percent of all cases. Cases missing information required for a specific analysis were excluded from that analysis. Descriptions of variables used in this analysis are provided in Appendix A.

SOURCE: U.S. Sentencing Commission, 2020 - 2024 Datafiles, USSCFY20 - USSCFY24.

Number of Sentenced Individuals Over Time



Race and Gender



Citizenship, Guilty Pleas, and Trials

