

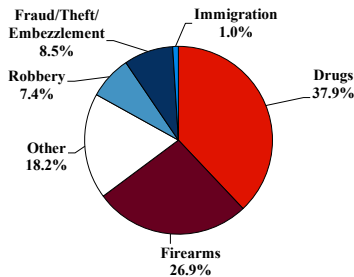
District at a Glance

Western District of Tennessee

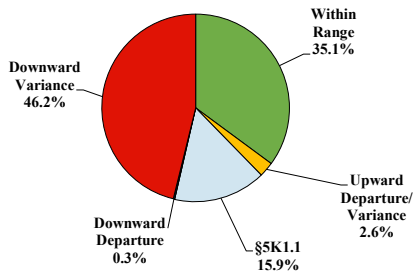
Fiscal Year 2024



Type of Crime



Sentence Imposed Relative to the Guideline Range



SENTENCING INFORMATION BY TYPE OF CRIME

	TOTAL	Immigration	Drug Trafficking	Firearms	Fraud/Theft /Embezzle	Robbery	Child Porn	Money Laundering	All Other
	390	4	148	105	33	29	5	9	57
Mean Sentence (months)	96	10	105	69	27	188	96	84	126
Median Sentence (months)	64	9	87	52	15	180	60	60	46

IMPRISONMENT

Total Receiving Imprisonment	376	4	144	103	28	29	5	9	54
Prison Only	363	4	143	99	25	28	5	8	51
Up to 12 Months	37	3	8	12	7	0	0	0	7
13 to 60 Months	127	1	34	46	15	4	3	4	20
61 to 120 Months	100	0	59	27	2	6	0	2	4
Over 120 Months	99	0	42	14	1	18	2	2	20
Prison and Alternatives	13	0	1	4	3	1	0	1	3

PROBATION

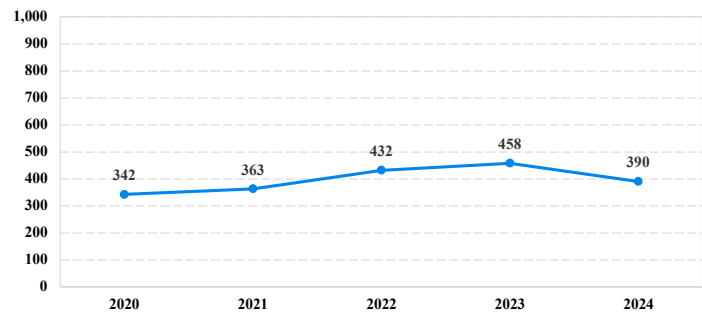
Total Receiving Probation	14	0	4	2	5	0	0	0	3
Probation Only	9	0	1	2	4	0	0	0	2
Probation and Alternatives	5	0	3	0	1	0	0	0	1

FINE ONLY	0	0	0	0	0	0	0	0	0
-----------	---	---	---	---	---	---	---	---	---

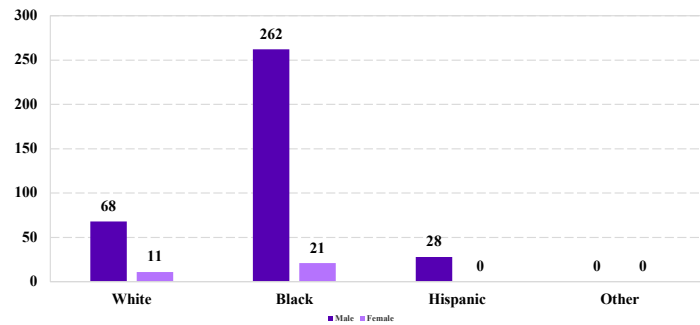
Cases with indeterminable sentence terms are excluded from the calculation of the Mean Sentence or Median Sentence category. Sentences greater than 470 months and probation were included in the sentence average computations as 470 months and zero months, respectively. Cases in the Total Receiving Imprisonment, Total Receiving Probation, and Fine Only categories total 100 percent of all cases. Cases missing information required for a specific analysis were excluded from that analysis. Descriptions of variables used in this analysis are provided in Appendix A.

SOURCE: U.S. Sentencing Commission, 2020 - 2024 Datafiles, USSCFY20 - USSCFY24.

Number of Sentenced Individuals Over Time



Race and Gender



Citizenship, Guilty Pleas, and Trials

