

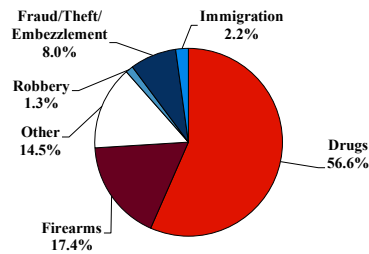
District at a Glance

Eastern District of Tennessee

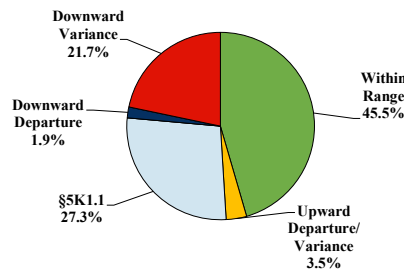
Fiscal Year 2024



Type of Crime



Sentence Imposed Relative to the Guideline Range



SENTENCING INFORMATION BY TYPE OF CRIME

	TOTAL	Immigration	Drug Trafficking	Firearms	Fraud/Theft /Embezzle	Robbery	Child Porn	Money Laundering	All Other
	539	12	305	94	43	7	8	22	48
Mean Sentence (months)	94	14	116	70	26	112	177	69	73
Median Sentence (months)	77	10	112	57	21	120	151	48	18

IMPRISONMENT

Total Receiving Imprisonment	516	12	299	92	38	7	8	20	40
Prison Only	513	12	299	92	38	7	8	19	38
Up to 12 Months	27	7	3	0	8	0	0	0	9
13 to 60 Months	176	5	61	57	25	1	1	10	16
61 to 120 Months	168	0	121	29	5	3	2	4	4
Over 120 Months	142	0	114	6	0	3	5	5	9
Prison and Alternatives	3	0	0	0	0	0	0	1	2

PROBATION

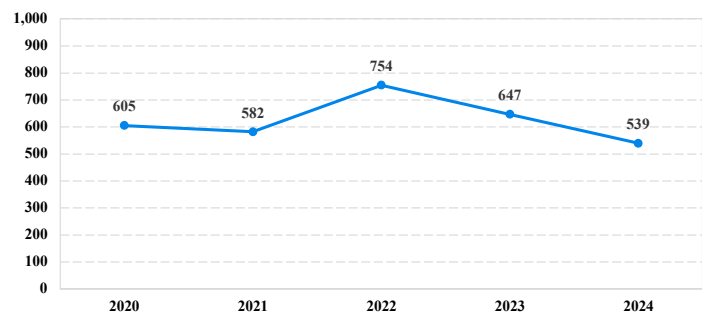
Total Receiving Probation	23	0	6	2	5	0	0	2	8
Probation Only	12	0	4	0	3	0	0	0	5
Probation and Alternatives	11	0	2	2	2	0	0	2	3

FINE ONLY	0	0	0	0	0	0	0	0	0
-----------	---	---	---	---	---	---	---	---	---

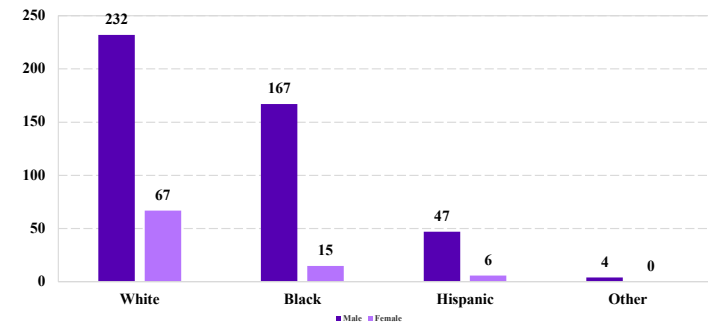
Cases with indeterminable sentence terms are excluded from the calculation of the Mean Sentence or Median Sentence category. Sentences greater than 470 months and probation were included in the sentence average computations as 470 months and zero months, respectively. Cases in the Total Receiving Imprisonment, Total Receiving Probation, and Fine Only categories total 100 percent of all cases. Cases missing information required for a specific analysis were excluded from that analysis. Descriptions of variables used in this analysis are provided in Appendix A.

SOURCE: U.S. Sentencing Commission, 2020 - 2024 Datafiles, USSCFY20 - USSCFY24.

Number of Sentenced Individuals Over Time



Race and Gender



Citizenship, Guilty Pleas, and Trials

