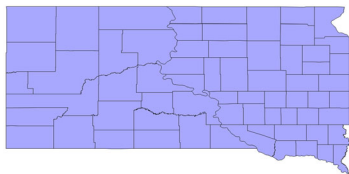


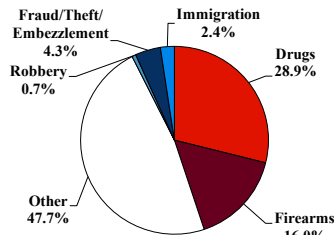
District at a Glance

District of South Dakota

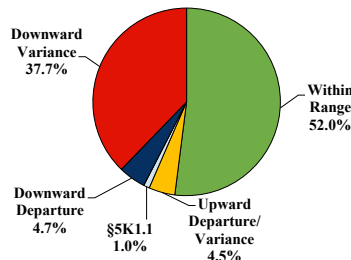
Fiscal Year 2024



Type of Crime



Sentence Imposed Relative to the Guideline Range



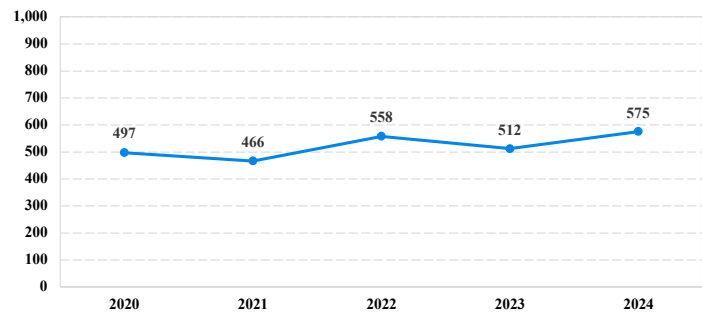
SENTENCING INFORMATION BY TYPE OF CRIME

	TOTAL	Immigration	Drug Trafficking	Firearms	Fraud/Theft /Embezzle	Robbery	Child Porn	Money Laundering	All Other
	575	14	166	92	25	4	24	4	246
Mean Sentence (months)	88	3	144	37	11	63	106	202	78
Median Sentence (months)	45	1	121	33	6	48	68	168	26
IMPRISONMENT									
Total Receiving Imprisonment	559	14	165	90	17	4	24	4	241
Prison Only	547	14	162	89	16	4	24	4	234
Up to 12 Months	80	13	3	11	6	0	0	0	47
13 to 60 Months	245	1	41	66	10	3	10	1	113
61 to 120 Months	87	0	34	12	0	0	8	1	32
Over 120 Months	135	0	84	0	0	1	6	2	42
Prison and Alternatives	12	0	3	1	1	0	0	0	7
PROBATION									
Total Receiving Probation	16	0	1	2	8	0	0	0	5
Probation Only	15	0	1	2	8	0	0	0	4
Probation and Alternatives	1	0	0	0	0	0	0	0	1
FINE ONLY									
	0	0	0	0	0	0	0	0	0

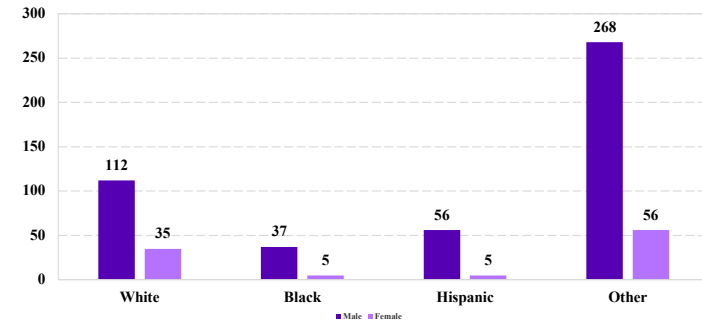
Cases with indeterminable sentence terms are excluded from the calculation of the Mean Sentence or Median Sentence category. Sentences greater than 470 months and probation were included in the sentence average computations as 470 months and zero months, respectively. Cases in the Total Receiving Imprisonment, Total Receiving Probation, and Fine Only categories total 100 percent of all cases. Cases missing information required for a specific analysis were excluded from that analysis. Descriptions of variables used in this analysis are provided in Appendix A.

SOURCE: U.S. Sentencing Commission, 2020 - 2024 Datafiles, USSCFY20 - USSCFY24.

Number of Sentenced Individuals Over Time



Race and Gender



Citizenship, Guilty Pleas, and Trials

