

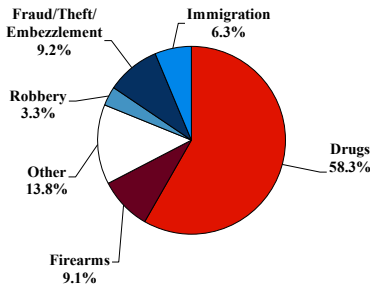
District at a Glance

Puerto Rico

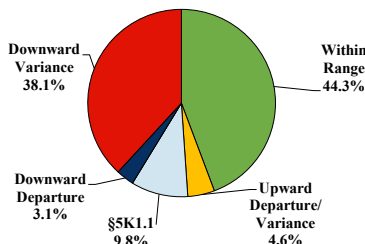
Fiscal Year 2024



Type of Crime



Sentence Imposed Relative to the Guideline Range



SENTENCING INFORMATION BY TYPE OF CRIME

	TOTAL	Immigration	Drug Trafficking	Firearms	Fraud/Theft /Embezzle	Robbery	Child Porn	Money Laundering	All Other
	1,120	71	653	102	103	37	27	36	91
Mean Sentence (months)	62	7	73	40	6	86	60	46	114
Median Sentence (months)	60	6	70	37	0	71	60	30	48

IMPRISONMENT

Total Receiving Imprisonment	976	64	622	95	27	37	27	30	74
Prison Only	974	64	621	95	27	37	27	30	73
Up to 12 Months	120	46	38	3	7	1	4	5	16
13 to 60 Months	329	18	166	76	19	14	11	13	12
61 to 120 Months	429	0	368	15	1	15	11	10	9
Over 120 Months	96	0	49	1	0	7	1	2	36
Prison and Alternatives	2	0	1	0	0	0	0	0	1

PROBATION

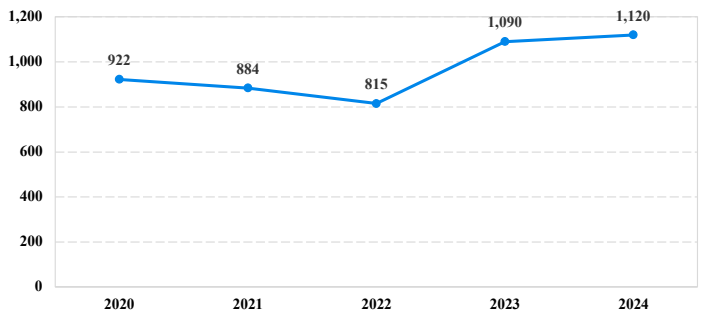
Total Receiving Probation	140	7	30	7	76	0	0	6	14
Probation Only	139	7	29	7	76	0	0	6	14
Probation and Alternatives	1	0	1	0	0	0	0	0	0

FINE ONLY	4	0	1	0	0	0	0	0	3
-----------	---	---	---	---	---	---	---	---	---

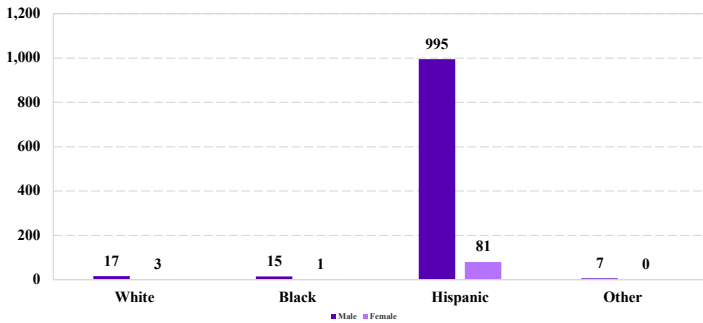
Cases with indeterminable sentence terms are excluded from the calculation of the Mean Sentence or Median Sentence category. Sentences greater than 470 months and probation were included in the sentence average computations as 470 months and zero months, respectively. Cases in the Total Receiving Imprisonment, Total Receiving Probation, and Fine Only categories total 100 percent of all cases. Cases missing information required for a specific analysis were excluded from that analysis. Descriptions of variables used in this analysis are provided in Appendix A.

SOURCE: U.S. Sentencing Commission, 2020 - 2024 Datafiles, USSCFY20 - USSCFY24.

Number of Sentenced Individuals Over Time



Race and Gender



Citizenship, Guilty Pleas, and Trials

