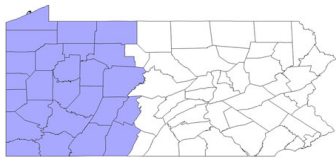


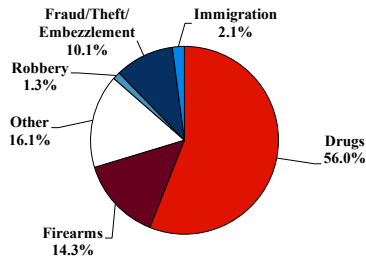
# District at a Glance

## Western District of Pennsylvania

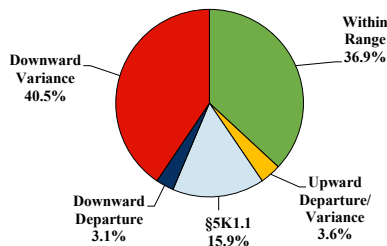
### Fiscal Year 2024



Type of Crime



Sentence Imposed Relative to the Guideline Range



SENTENCING INFORMATION BY TYPE OF CRIME

	TOTAL	Immigration	Drug Trafficking	Firearms	Fraud/Theft /Embezzle	Robbery	Child Porn	Money Laundering	All Other
	523	11	291	75	53	7	24	16	46
Mean Sentence (months)	60	10	63	42	19	134	108	116	78
Median Sentence (months)	46	0	60	30	6	132	85	80	24

IMPRISONMENT

Total Receiving Imprisonment	472	9	272	71	36	7	24	16	37
Prison Only	463	9	269	68	35	7	23	15	37
Up to 12 Months	76	7	32	13	12	0	0	3	9
13 to 60 Months	202	1	115	40	21	3	6	2	14
61 to 120 Months	134	1	98	13	1	0	11	5	5
Over 120 Months	51	0	24	2	1	4	6	5	9
Prison and Alternatives	9	0	3	3	1	0	1	1	0

PROBATION

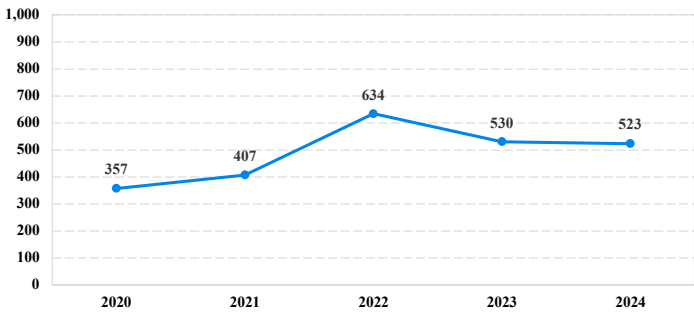
Total Receiving Probation	50	2	19	4	17	0	0	0	8
Probation Only	37	2	15	4	10	0	0	0	6
Probation and Alternatives	13	0	4	0	7	0	0	0	2

FINE ONLY	1	0	0	0	0	0	0	0	1
-----------	---	---	---	---	---	---	---	---	---

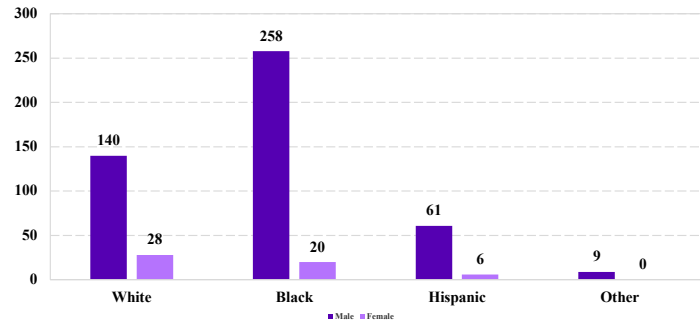
Cases with indeterminable sentence terms are excluded from the calculation of the Mean Sentence or Median Sentence category. Sentences greater than 470 months and probation were included in the sentence average computations as 470 months and zero months, respectively. Cases in the Total Receiving Imprisonment, Total Receiving Probation, and Fine Only categories total 100 percent of all cases. Cases missing information required for a specific analysis were excluded from that analysis. Descriptions of variables used in this analysis are provided in Appendix A.

SOURCE: U.S. Sentencing Commission, 2020 - 2024 Datafiles, USSCFY20 - USSCFY24.

Number of Sentenced Individuals Over Time



Race and Gender



Citizenship, Guilty Pleas, and Trials

