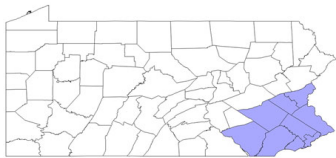


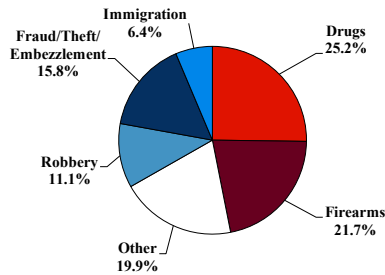
District at a Glance

Eastern District of Pennsylvania

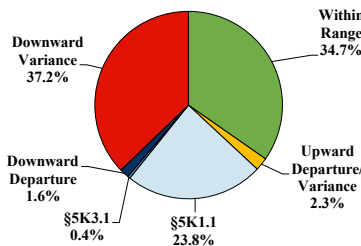
Fiscal Year 2024



Type of Crime



Sentence Imposed Relative to the Guideline Range



SENTENCING INFORMATION BY TYPE OF CRIME

	TOTAL	Immigration	Drug Trafficking	Firearms	Fraud/Theft /Embezzle	Robbery	Child Porn	Money Laundering	All Other
	488	31	123	106	77	54	6	15	76
Mean Sentence (months)	66	16	73	48	18	113	120	54	113
Median Sentence (months)	40	18	62	41	8	102	120	45	27

IMPRISONMENT

Total Receiving Imprisonment	439	30	120	97	55	54	6	14	63
Prison Only	416	30	115	94	44	53	6	13	61
Up to 12 Months	49	8	7	5	15	0	0	3	11
13 to 60 Months	192	22	46	57	26	15	1	6	19
61 to 120 Months	106	0	45	28	3	17	4	1	8
Over 120 Months	69	0	17	4	0	21	1	3	23
Prison and Alternatives	23	0	5	3	11	1	0	1	2

PROBATION

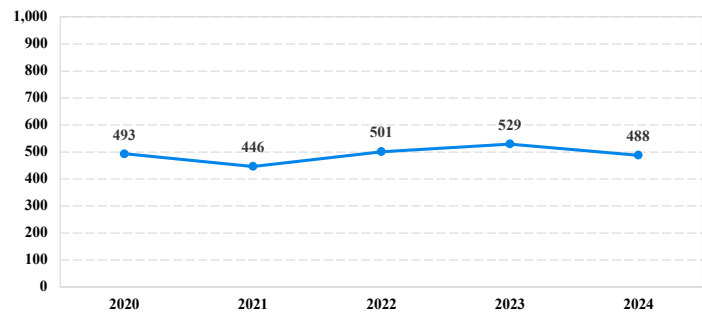
Total Receiving Probation	47	1	3	9	22	0	0	1	11
Probation Only	41	1	2	7	20	0	0	1	10
Probation and Alternatives	6	0	1	2	2	0	0	0	1

FINE ONLY	2	0	0	0	0	0	0	0	2
-----------	---	---	---	---	---	---	---	---	---

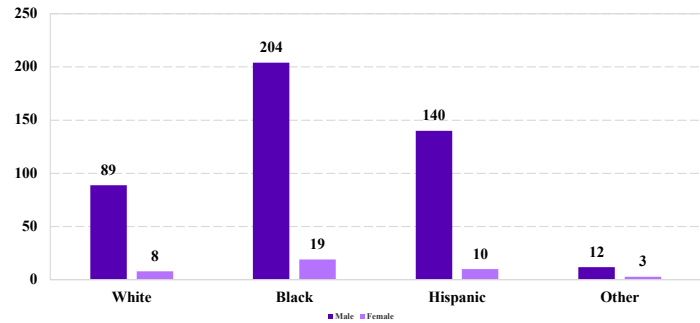
Cases with indeterminable sentence terms are excluded from the calculation of the Mean Sentence or Median Sentence category. Sentences greater than 470 months and probation were included in the sentence average computations as 470 months and zero months, respectively. Cases in the Total Receiving Imprisonment, Total Receiving Probation, and Fine Only categories total 100 percent of all cases. Cases missing information required for a specific analysis were excluded from that analysis. Descriptions of variables used in this analysis are provided in Appendix A.

SOURCE: U.S. Sentencing Commission, 2020 - 2024 Datafiles, USSCFY20 - USSCFY24.

Number of Sentenced Individuals Over Time



Race and Gender



Citizenship, Guilty Pleas, and Trials

