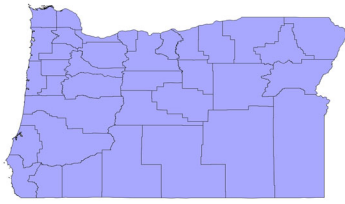


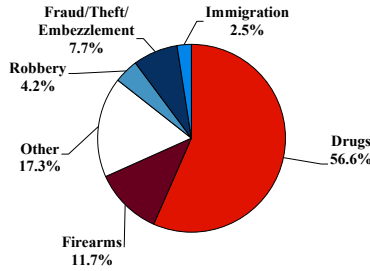
District at a Glance

District of Oregon

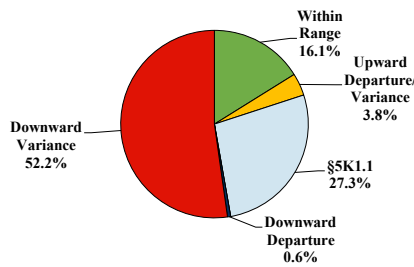
Fiscal Year 2024



Type of Crime



Sentence Imposed Relative to the Guideline Range



SENTENCING INFORMATION BY TYPE OF CRIME

	TOTAL	Immigration	Drug Trafficking	Firearms	Fraud/Theft /Embezzle	Robbery	Child Porn	Money Laundering	All Other
	521	13	292	61	40	22	16	8	69
Mean Sentence (months)	48	12	49	34	14	51	89	44	74
Median Sentence (months)	33	9	37	27	8	37	79	35	18

IMPRISONMENT

Total Receiving Imprisonment	491	13	286	56	33	21	16	5	61
Prison Only	471	13	272	56	32	18	16	5	59
Up to 12 Months	83	7	35	8	14	3	0	0	16
13 to 60 Months	265	6	161	43	17	10	2	3	23
61 to 120 Months	88	0	58	5	1	4	12	2	6
Over 120 Months	35	0	18	0	0	1	2	0	14
Prison and Alternatives	20	0	14	0	1	3	0	0	2

PROBATION

Total Receiving Probation	30	0	6	5	7	1	0	3	8
Probation Only	24	0	4	3	5	1	0	3	8
Probation and Alternatives	6	0	2	2	2	0	0	0	0

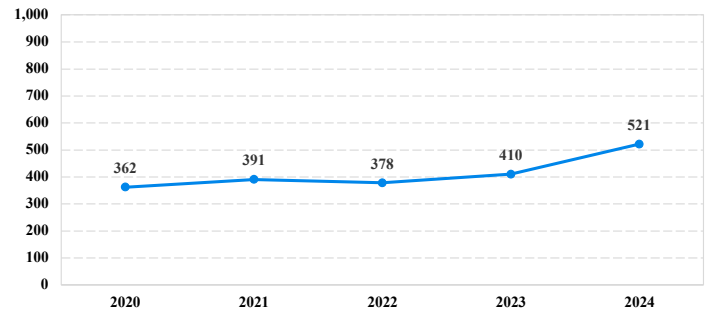
FINE ONLY

	0	0	0	0	0	0	0	0	0
--	----------	----------	----------	----------	----------	----------	----------	----------	----------

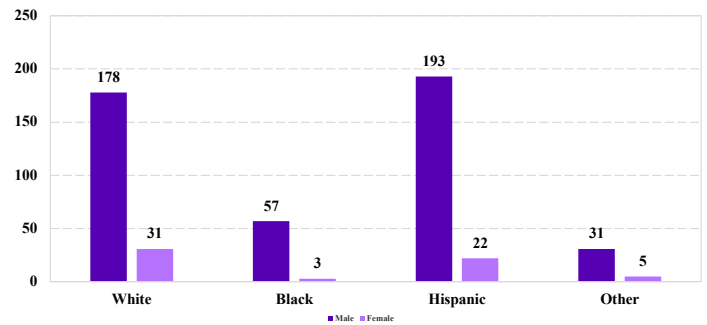
Cases with indeterminable sentence terms are excluded from the calculation of the Mean Sentence or Median Sentence category. Sentences greater than 470 months and probation were included in the sentence average computations as 470 months and zero months, respectively. Cases in the Total Receiving Imprisonment, Total Receiving Probation, and Fine Only categories total 100 percent of all cases. Cases missing information required for a specific analysis were excluded from that analysis. Descriptions of variables used in this analysis are provided in Appendix A.

SOURCE: U.S. Sentencing Commission, 2020 - 2024 Datafiles, USSCFY20 - USSCFY24.

Number of Sentenced Individuals Over Time



Race and Gender



Citizenship, Guilty Pleas, and Trials

