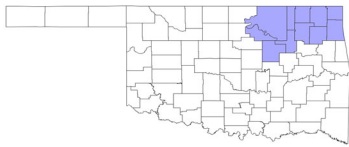


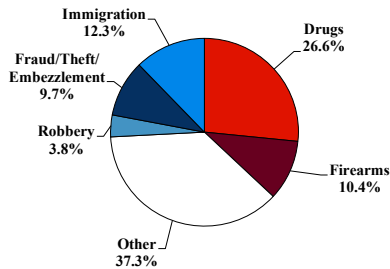
District at a Glance

Northern District of Oklahoma

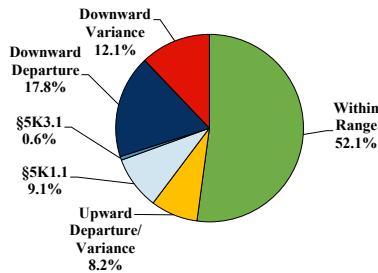
Fiscal Year 2024



Type of Crime



Sentence Imposed Relative to the Guideline Range



SENTENCING INFORMATION BY TYPE OF CRIME

	TOTAL	Immigration	Drug Trafficking	Firearms	Fraud/Theft /Embezzle	Robbery	Child Porn	Money Laundering	All Other
	636	78	168	66	62	24	14	5	219
Mean Sentence (months)	73	13	70	53	12	91	106	19	116
Median Sentence (months)	36	8	57	37	6	81	101	12	60

IMPRISONMENT

Total Receiving Imprisonment	572	78	155	63	41	23	14	4	194
Prison Only	564	78	154	62	40	23	14	4	189
Up to 12 Months	86	46	8	2	16	0	0	1	13
13 to 60 Months	253	31	75	38	23	9	3	3	71
61 to 120 Months	120	1	49	18	1	9	6	0	36
Over 120 Months	105	0	22	4	0	5	5	0	69
Prison and Alternatives	8	0	1	1	1	0	0	0	5

PROBATION

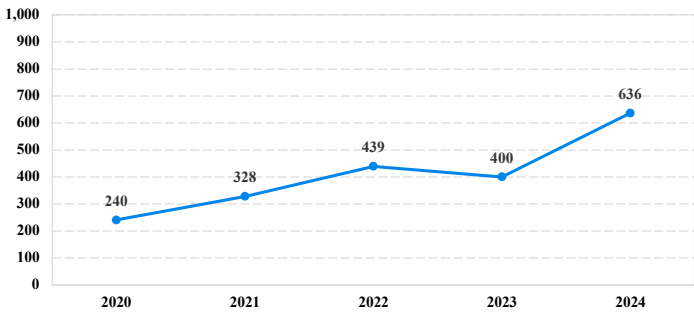
Total Receiving Probation	60	0	13	3	20	1	0	1	22
Probation Only	45	0	9	1	18	1	0	1	15
Probation and Alternatives	15	0	4	2	2	0	0	0	7

FINE ONLY	4	0	0	0	1	0	0	0	3
-----------	---	---	---	---	---	---	---	---	---

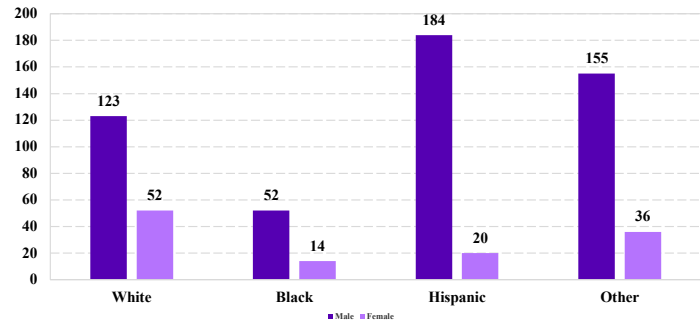
Cases with indeterminable sentence terms are excluded from the calculation of the Mean Sentence or Median Sentence category. Sentences greater than 470 months and probation were included in the sentence average computations as 470 months and zero months, respectively. Cases in the Total Receiving Imprisonment, Total Receiving Probation, and Fine Only categories total 100 percent of all cases. Cases missing information required for a specific analysis were excluded from that analysis. Descriptions of variables used in this analysis are provided in Appendix A.

SOURCE: U.S. Sentencing Commission, 2020 - 2024 Datafiles, USSCFY20 - USSCFY24.

Number of Sentenced Individuals Over Time



Race and Gender



Citizenship, Guilty Pleas, and Trials

