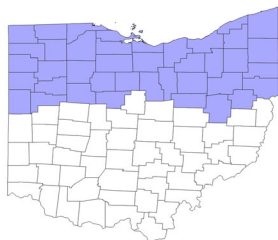


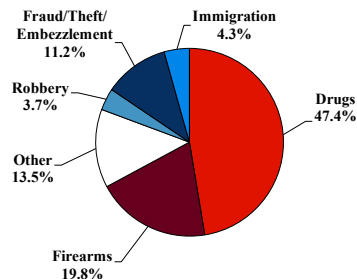
District at a Glance

Northern District of Ohio

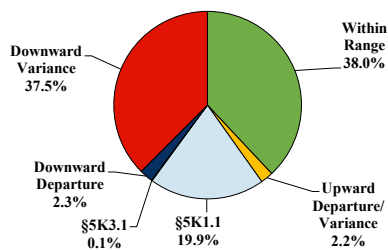
Fiscal Year 2024



Type of Crime



Sentence Imposed Relative to the Guideline Range



SENTENCING INFORMATION BY TYPE OF CRIME

	TOTAL	Immigration	Drug Trafficking	Firearms	Fraud/Theft /Embezzle	Robbery	Child Porn	Money Laundering	All Other
	829	36	393	164	93	31	35	13	64
Mean Sentence (months)	68	11	82	47	17	107	153	84	74
Median Sentence (months)	48	6	63	38	8	84	120	84	16

IMPRISONMENT

Total Receiving Imprisonment	759	35	379	149	72	31	35	11	47
Prison Only	750	35	377	147	68	31	35	11	46
Up to 12 Months	73	23	16	2	25	0	0	0	7
13 to 60 Months	352	12	160	107	40	8	2	3	20
61 to 120 Months	195	0	123	30	3	13	17	4	5
Over 120 Months	130	0	78	8	0	10	16	4	14
Prison and Alternatives	9	0	2	2	4	0	0	0	1

PROBATION

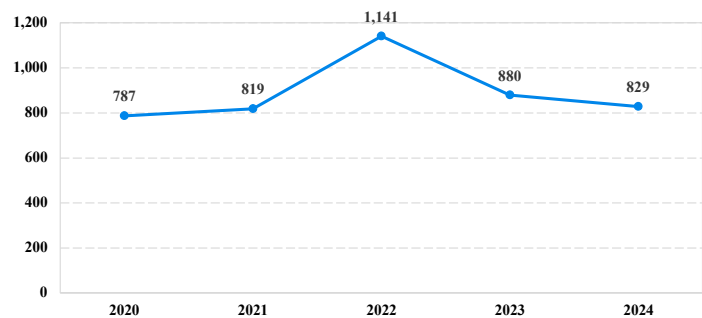
Total Receiving Probation	70	1	14	15	21	0	0	2	17
Probation Only	46	0	8	8	15	0	0	1	14
Probation and Alternatives	24	1	6	7	6	0	0	1	3

FINE ONLY	0	0	0	0	0	0	0	0	0
-----------	---	---	---	---	---	---	---	---	---

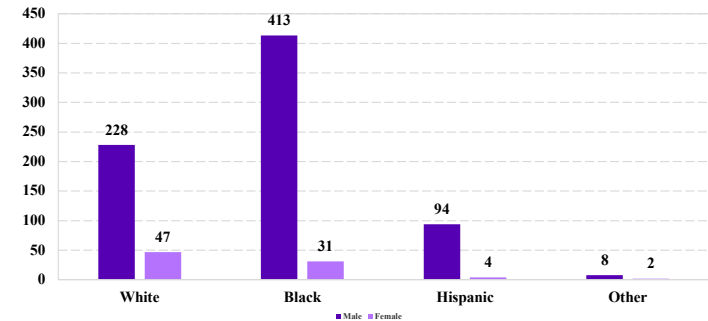
Cases with indeterminable sentence terms are excluded from the calculation of the Mean Sentence or Median Sentence category. Sentences greater than 470 months and probation were included in the sentence average computations as 470 months and zero months, respectively. Cases in the Total Receiving Imprisonment, Total Receiving Probation, and Fine Only categories total 100 percent of all cases. Cases missing information required for a specific analysis were excluded from that analysis. Descriptions of variables used in this analysis are provided in Appendix A.

SOURCE: U.S. Sentencing Commission, 2020 - 2024 Datafiles, USSCFY20 - USSCFY24.

Number of Sentenced Individuals Over Time



Race and Gender



Citizenship, Guilty Pleas, and Trials

