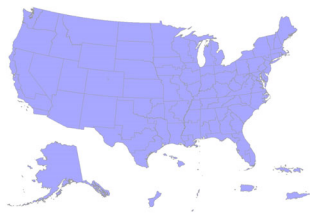


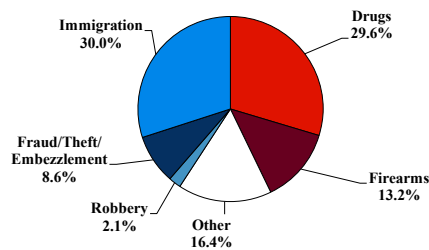
District at a Glance

National

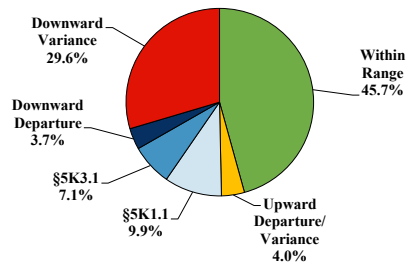
Fiscal Year 2024



Type of Crime



Sentence Imposed Relative to the Guideline Range



SENTENCING INFORMATION BY TYPE OF CRIME

	TOTAL	Immigration	Drug Trafficking	Firearms	Fraud/Theft /Embezzle	Robbery	Child Porn	Money Laundering	All Other
	61,678	18,492	18,172	8,131	5,312	1,323	1,375	1,289	7,584
Mean Sentence (months)	52	12	82	50	21	110	116	54	85
Median Sentence (months)	24	7	63	40	12	96	97	28	24

IMPRISONMENT

Total Receiving Imprisonment	56,417	17,400	17,541	7,633	3,952	1,313	1,367	1,131	6,080
Prison Only	54,954	17,139	17,030	7,462	3,752	1,277	1,353	1,080	5,861
Up to 12 Months	15,102	10,649	1,272	537	1,149	29	19	221	1,226
13 to 60 Months	23,119	6,281	6,568	4,719	2,180	353	320	502	2,196
61 to 120 Months	9,795	184	5,447	1,833	358	464	593	203	713
Over 120 Months	6,938	25	3,743	373	65	431	421	154	1,726
Prison and Alternatives	1,463	261	511	171	200	36	14	51	219

PROBATION

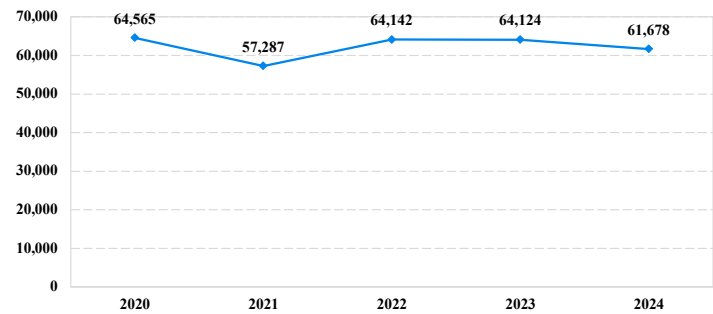
Total Receiving Probation	5,008	1,091	629	494	1,329	10	8	158	1,289
Probation Only	4,246	997	509	413	1,092	10	5	123	1,097
Probation and Alternatives	762	94	120	81	237	0	3	35	192

FINE ONLY	253	1	2	4	31	0	0	0	215
-----------	-----	---	---	---	----	---	---	---	-----

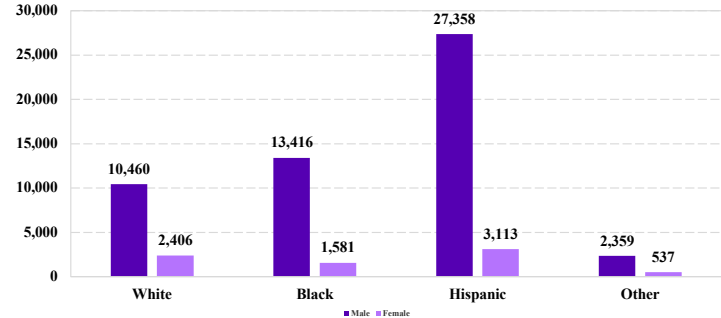
Cases with indeterminable sentence terms are excluded from the calculation of the Mean Sentence or Median Sentence category. Sentences greater than 470 months and probation were included in the sentence average computations as 470 months and zero months, respectively. Cases in the Total Receiving Imprisonment, Total Receiving Probation, and Fine Only categories total 100 percent of all cases. Cases missing information required for a specific analysis were excluded from that analysis. Descriptions of variables used in this analysis are provided in Appendix A.

SOURCE: U.S. Sentencing Commission, 2020 - 2024 Datafiles, USSCFY20 - USSCFY24.

Number of Sentenced Individuals Over Time



Race and Gender



Citizenship, Guilty Pleas, and Trials

