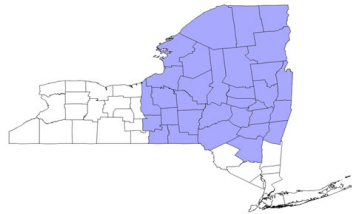


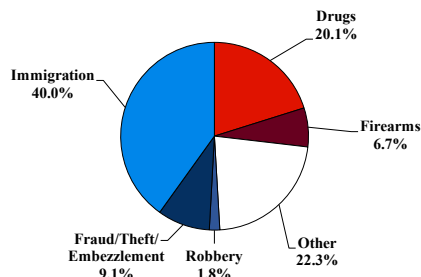
District at a Glance

Northern District of New York

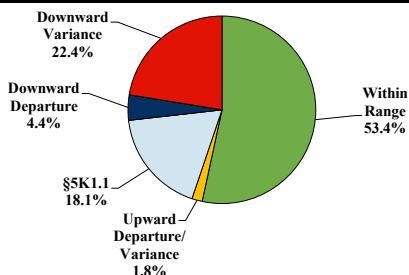
Fiscal Year 2024



Type of Crime



Sentence Imposed Relative to the Guideline Range



SENTENCING INFORMATION BY TYPE OF CRIME

	TOTAL	Immigration	Drug Trafficking	Firearms	Fraud/Theft /Embezzle	Robbery	Child Porn	Money Laundering	All Other
Total	507	203	102	34	46	9	27	12	74
Mean Sentence (months)	48	9	79	45	21	115	121	70	95
Median Sentence (months)	16	4	71	43	12	85	120	51	15

IMPRISONMENT

Total Receiving Imprisonment	452	198	97	32	32	9	27	10	47
Prison Only	450	198	97	32	31	9	27	10	46
Up to 12 Months	174	149	6	2	7	1	0	1	8
13 to 60 Months	144	49	34	21	18	3	4	4	11
61 to 120 Months	65	0	35	9	6	1	10	1	3
Over 120 Months	67	0	22	0	0	4	13	4	24
Prison and Alternatives	2	0	0	0	1	0	0	0	1

PROBATION

Total Receiving Probation	54	5	5	2	13	0	0	2	27
Probation Only	48	4	4	2	11	0	0	1	26
Probation and Alternatives	6	1	1	0	2	0	0	1	1

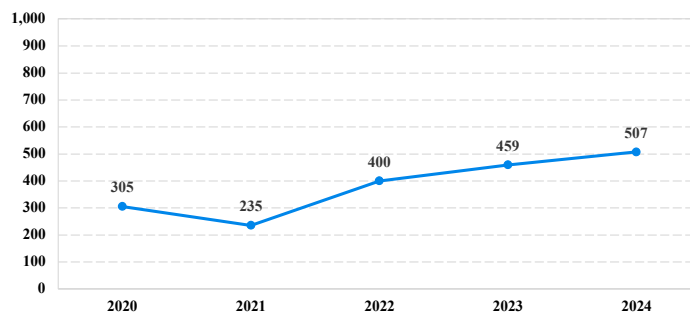
FINE ONLY

Total	1	0	0	0	1	0	0	0	0
--------------	----------	----------	----------	----------	----------	----------	----------	----------	----------

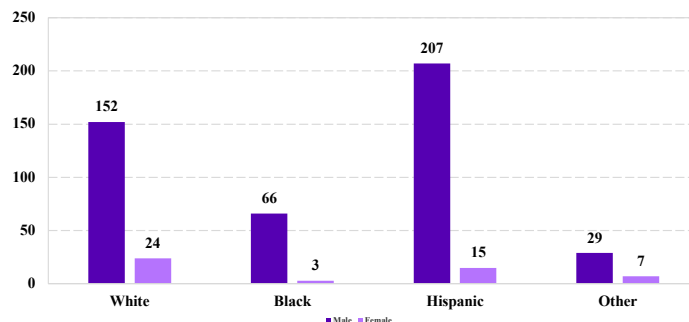
Cases with indeterminable sentence terms are excluded from the calculation of the Mean Sentence or Median Sentence category. Sentences greater than 470 months and probation were included in the sentence average computations as 470 months and zero months, respectively. Cases in the Total Receiving Imprisonment, Total Receiving Probation, and Fine Only categories total 100 percent of all cases. Cases missing information required for a specific analysis were excluded from that analysis. Descriptions of variables used in this analysis are provided in Appendix A.

SOURCE: U.S. Sentencing Commission, 2020 - 2024 Datafiles, USSCFY20 - USSCFY24.

Number of Sentenced Individuals Over Time



Race and Gender



Citizenship, Guilty Pleas, and Trials

