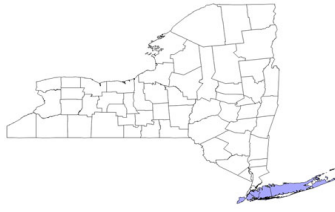


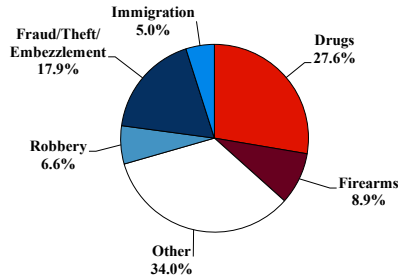
District at a Glance

Eastern District of New York

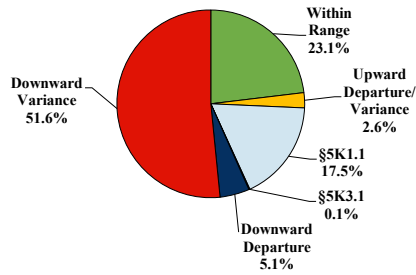
Fiscal Year 2024



Type of Crime



Sentence Imposed Relative to the Guideline Range



SENTENCING INFORMATION BY TYPE OF CRIME

	TOTAL	Immigration	Drug Trafficking	Firearms	Fraud/Theft /Embezzle	Robbery	Child Porn	Money Laundering	All Other
Total	727	36	201	65	130	48	19	52	176
Mean Sentence (months)	55	13	52	58	18	59	95	21	97
Median Sentence (months)	21	11	28	48	5	54	66	9	33

IMPRISONMENT

Total Receiving Imprisonment	622	33	176	62	93	47	17	46	148
Prison Only	611	33	172	62	89	47	17	44	147
Up to 12 Months	185	16	57	8	35	4	2	22	41
13 to 60 Months	234	17	53	31	46	24	5	18	40
61 to 120 Months	107	0	36	20	6	17	6	3	19
Over 120 Months	85	0	26	3	2	2	4	1	47
Prison and Alternatives	11	0	4	0	4	0	0	2	1

PROBATION

Total Receiving Probation	100	3	25	3	33	1	2	6	27
Probation Only	86	2	23	2	31	1	0	5	22
Probation and Alternatives	14	1	2	1	2	0	2	1	5

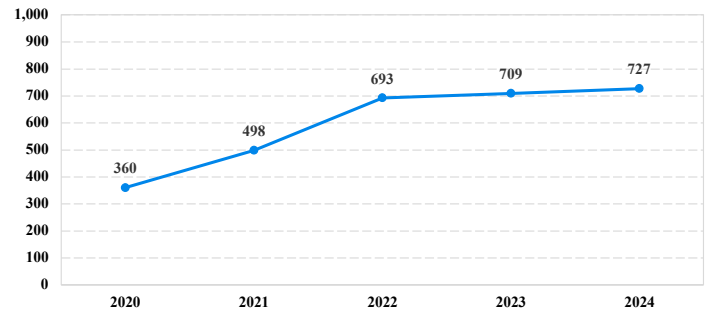
FINE ONLY

Total	5	0	0	0	4	0	0	0	1
--------------	----------	----------	----------	----------	----------	----------	----------	----------	----------

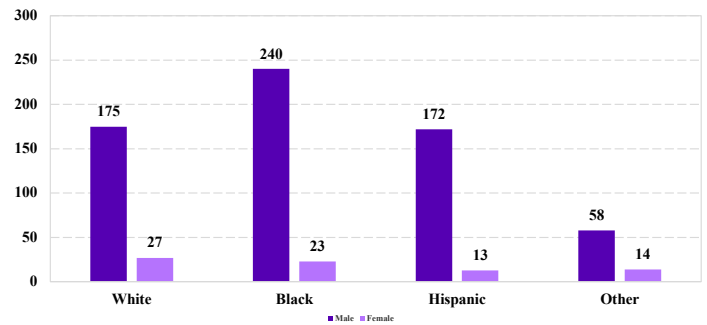
Cases with indeterminable sentence terms are excluded from the calculation of the Mean Sentence or Median Sentence category. Sentences greater than 470 months and probation were included in the sentence average computations as 470 months and zero months, respectively. Cases in the Total Receiving Imprisonment, Total Receiving Probation, and Fine Only categories total 100 percent of all cases. Cases missing information required for a specific analysis were excluded from that analysis. Descriptions of variables used in this analysis are provided in Appendix A.

SOURCE: U.S. Sentencing Commission, 2020 - 2024 Datafiles, USSCFY20 - USSCFY24.

Number of Sentenced Individuals Over Time



Race and Gender



Citizenship, Guilty Pleas, and Trials

