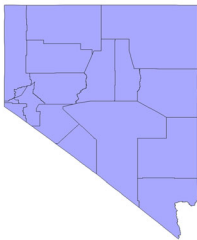


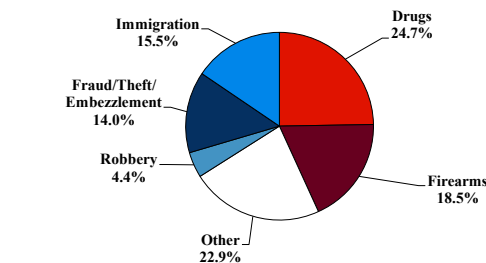
District at a Glance

District of Nevada

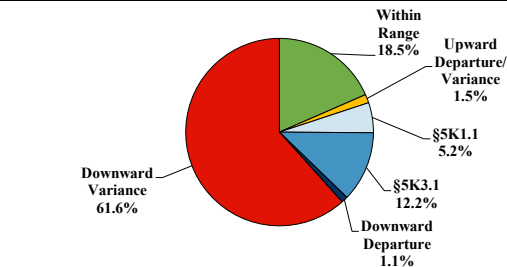
Fiscal Year 2024



Type of Crime



Sentence Imposed Relative to the Guideline Range



SENTENCING INFORMATION BY TYPE OF CRIME

	TOTAL	Immigration	Drug Trafficking	Firearms	Fraud/Theft /Embezzle	Robbery	Child Porn	Money Laundering	All Other
	271	42	67	50	38	12	15	9	38
Mean Sentence (months)	45	11	66	34	17	79	94	73	53
Median Sentence (months)	28	8	57	27	12	80	70	60	24

IMPRISONMENT

Total Receiving Imprisonment	235	40	62	42	25	10	15	9	32
Prison Only	216	40	51	40	24	9	14	7	31
Up to 12 Months	41	25	1	2	6	1	0	0	6
13 to 60 Months	111	13	23	31	17	2	5	3	17
61 to 120 Months	50	2	21	6	1	3	8	3	6
Over 120 Months	14	0	6	1	0	3	1	1	2
Prison and Alternatives	19	0	11	2	1	1	1	2	1

PROBATION

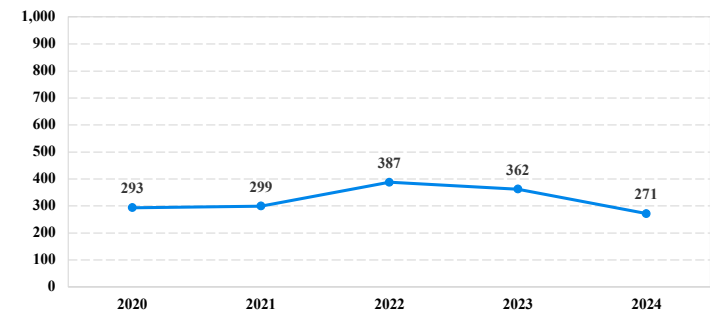
Total Receiving Probation	36	2	5	8	13	2	0	0	6
Probation Only	22	2	3	4	6	2	0	0	5
Probation and Alternatives	14	0	2	4	7	0	0	0	1

FINE ONLY	0	0	0	0	0	0	0	0	0
-----------	---	---	---	---	---	---	---	---	---

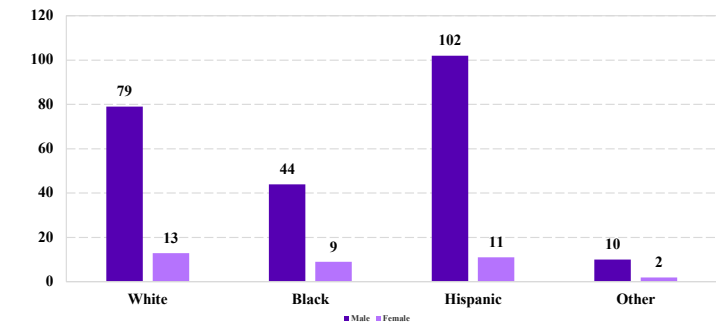
Cases with indeterminable sentence terms are excluded from the calculation of the Mean Sentence or Median Sentence category. Sentences greater than 470 months and probation were included in the sentence average computations as 470 months and zero months, respectively. Cases in the Total Receiving Imprisonment, Total Receiving Probation, and Fine Only categories total 100 percent of all cases. Cases missing information required for a specific analysis were excluded from that analysis. Descriptions of variables used in this analysis are provided in Appendix A.

SOURCE: U.S. Sentencing Commission, 2020 - 2024 Datafiles, USSCFY20 - USSCFY24.

Number of Sentenced Individuals Over Time



Race and Gender



Citizenship, Guilty Pleas, and Trials

