

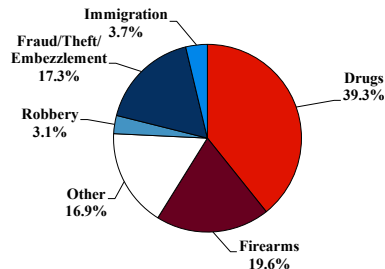
# District at a Glance

## District of New Jersey

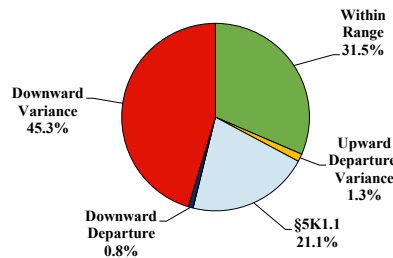
### Fiscal Year 2024



#### Type of Crime



#### Sentence Imposed Relative to the Guideline Range



#### SENTENCING INFORMATION BY TYPE OF CRIME

	TOTAL	Immigration	Drug Trafficking	Firearms	Fraud/Theft /Embezzle	Robbery	Child Porn	Money Laundering	All Other
	830	31	325	163	144	26	23	20	98
Mean Sentence (months)	45	20	44	51	16	122	93	30	66
Median Sentence (months)	30	21	36	46	9	100	87	27	16

#### IMPRISONMENT

Total Receiving Imprisonment	728	29	299	155	109	26	22	15	73
Prison Only	695	29	287	151	99	26	22	13	68
Up to 12 Months	118	8	39	11	42	0	0	1	17
13 to 60 Months	372	21	175	90	51	4	4	9	18
61 to 120 Months	143	0	56	44	5	12	12	3	11
Over 120 Months	62	0	17	6	1	10	6	0	22
Prison and Alternatives	33	0	12	4	10	0	0	2	5

#### PROBATION

Total Receiving Probation	102	2	26	8	35	0	1	5	25
Probation Only	67	2	18	5	21	0	1	3	17
Probation and Alternatives	35	0	8	3	14	0	0	2	8

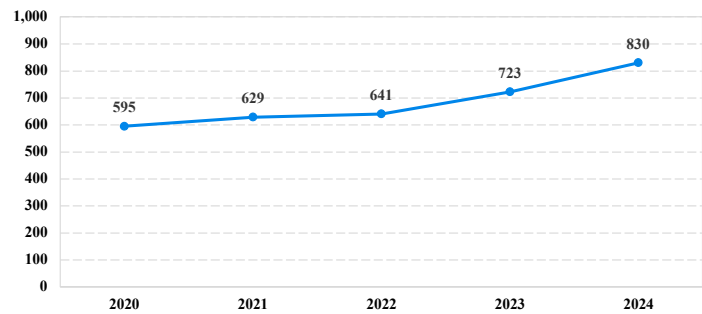
#### FINE ONLY

	0	0	0	0	0	0	0	0	0
--	---	---	---	---	---	---	---	---	---

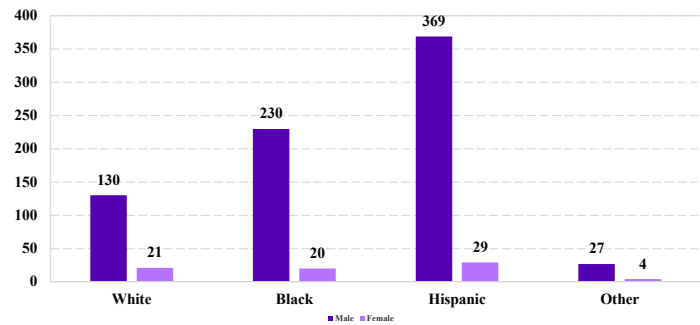
Cases with indeterminable sentence terms are excluded from the calculation of the Mean Sentence or Median Sentence category. Sentences greater than 470 months and probation were included in the sentence average computations as 470 months and zero months, respectively. Cases in the Total Receiving Imprisonment, Total Receiving Probation, and Fine Only categories total 100 percent of all cases. Cases missing information required for a specific analysis were excluded from that analysis. Descriptions of variables used in this analysis are provided in Appendix A.

SOURCE: U.S. Sentencing Commission, 2020 - 2024 Datafiles, USSCFY20 - USSCFY24.

#### Number of Sentenced Individuals Over Time



#### Race and Gender



#### Citizenship, Guilty Pleas, and Trials

