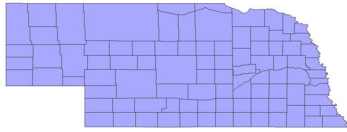


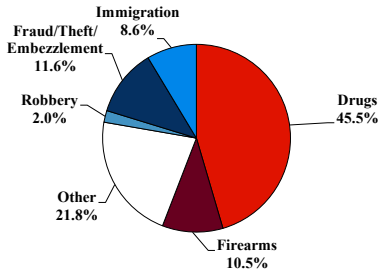
District at a Glance

District of Nebraska

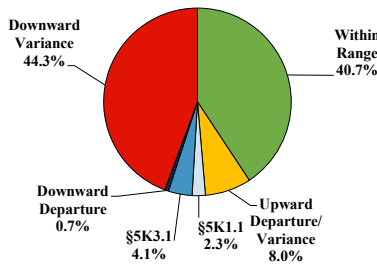
Fiscal Year 2024



Type of Crime



Sentence Imposed Relative to the Guideline Range



SENTENCING INFORMATION BY TYPE OF CRIME

	TOTAL	Immigration	Drug Trafficking	Firearms	Fraud/Theft /Embezzle	Robbery	Child Porn	Money Laundering	All Other
TOTAL	440	38	200	46	51	9	35	2	59
Mean Sentence (months)	90	11	119	51	26	184	119	--	96
Median Sentence (months)	70	9	120	42	15	180	100	--	24

IMPRISONMENT

Total Receiving Imprisonment	426	38	199	46	39	9	35	2	58
Prison Only	422	38	198	46	38	9	35	2	56
Up to 12 Months	47	25	3	1	7	0	0	1	10
13 to 60 Months	141	13	38	32	23	0	6	0	29
61 to 120 Months	113	0	71	11	7	1	20	0	3
Over 120 Months	121	0	86	2	1	8	9	1	14
Prison and Alternatives	4	0	1	0	1	0	0	0	2

PROBATION

Total Receiving Probation	14	0	1	0	12	0	0	0	1
Probation Only	13	0	1	0	11	0	0	0	1
Probation and Alternatives	1	0	0	0	1	0	0	0	0

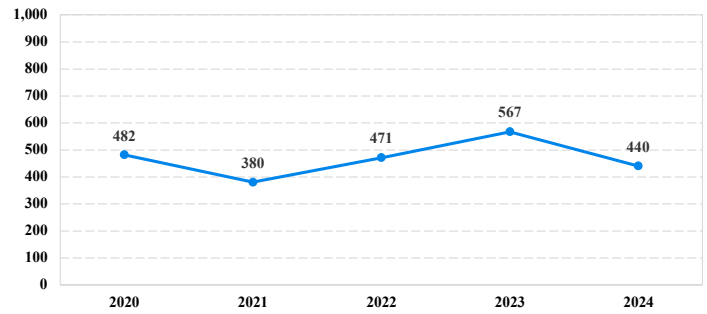
FINE ONLY

FINE ONLY	0	0	0	0	0	0	0	0	0
------------------	----------	----------	----------	----------	----------	----------	----------	----------	----------

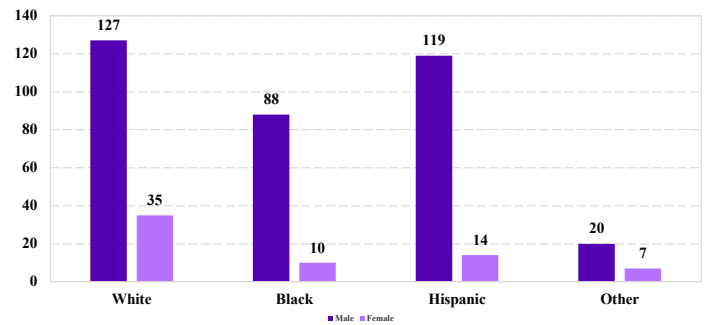
Cases with indeterminable sentence terms are excluded from the calculation of the Mean Sentence or Median Sentence category. Sentences greater than 470 months and probation were included in the sentence average computations as 470 months and zero months, respectively. Cases in the Total Receiving Imprisonment, Total Receiving Probation, and Fine Only categories total 100 percent of all cases. Cases missing information required for a specific analysis were excluded from that analysis. Descriptions of variables used in this analysis are provided in Appendix A.

SOURCE: U.S. Sentencing Commission, 2020 - 2024 Datafiles, USSCFY20 - USSCFY24.

Number of Sentenced Individuals Over Time



Race and Gender



Citizenship, Guilty Pleas, and Trials

