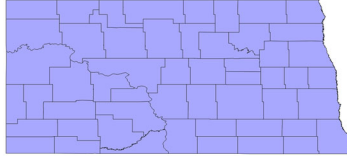


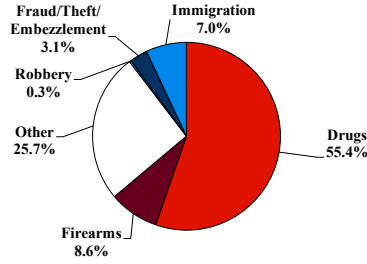
District at a Glance

District of North Dakota

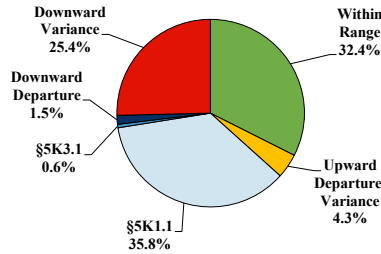
Fiscal Year 2024



Type of Crime



Sentence Imposed Relative to the Guideline Range



SENTENCING INFORMATION BY TYPE OF CRIME

	TOTAL	Immigration	Drug Trafficking	Firearms	Fraud/Theft /Embezzle	Robbery	Child Porn	Money Laundering	All Other
Total	327	23	179	28	10	1	14	4	68
Mean Sentence (months)	64	4	61	60	3	--	129	100	88
Median Sentence (months)	40	0	50	52	0	--	114	116	27

IMPRISONMENT

Total Receiving Imprisonment	318	23	179	25	5	1	14	4	67
Prison Only	304	23	167	25	5	1	14	4	65
Up to 12 Months	88	19	42	2	4	0	1	1	19
13 to 60 Months	103	4	55	12	1	0	3	0	28
61 to 120 Months	70	0	51	9	0	1	6	1	2
Over 120 Months	43	0	19	2	0	0	4	2	16
Prison and Alternatives	14	0	12	0	0	0	0	0	2

PROBATION

Total Receiving Probation	9	0	0	3	5	0	0	0	1
Probation Only	7	0	0	2	5	0	0	0	0
Probation and Alternatives	2	0	0	1	0	0	0	0	1

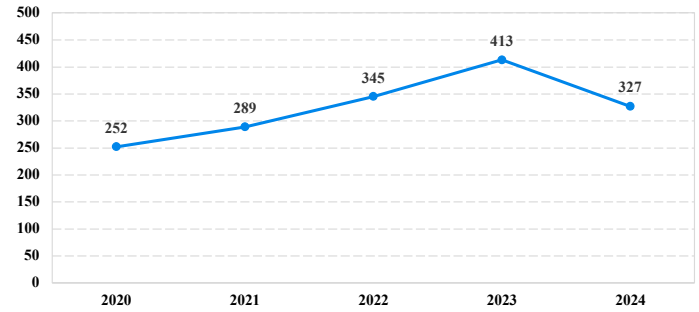
FINE ONLY

Total	0	0	0	0	0	0	0	0	0
--------------	----------	----------	----------	----------	----------	----------	----------	----------	----------

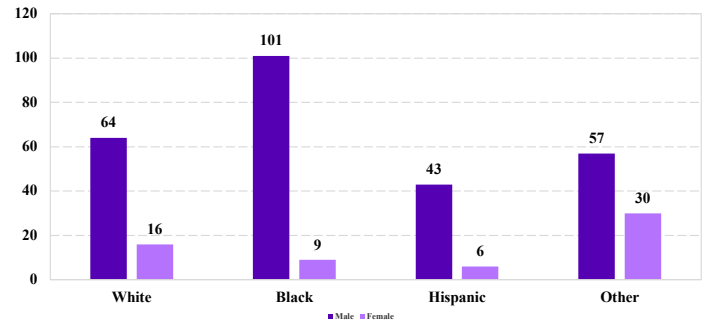
Cases with indeterminable sentence terms are excluded from the calculation of the Mean Sentence or Median Sentence category. Sentences greater than 470 months and probation were included in the sentence average computations as 470 months and zero months, respectively. Cases in the Total Receiving Imprisonment, Total Receiving Probation, and Fine Only categories total 100 percent of all cases. Cases missing information required for a specific analysis were excluded from that analysis. Descriptions of variables used in this analysis are provided in Appendix A.

SOURCE: U.S. Sentencing Commission, 2020 - 2024 Datafiles, USSCFY20 - USSCFY24.

Number of Sentenced Individuals Over Time



Race and Gender



Citizenship, Guilty Pleas, and Trials

