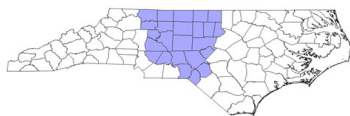


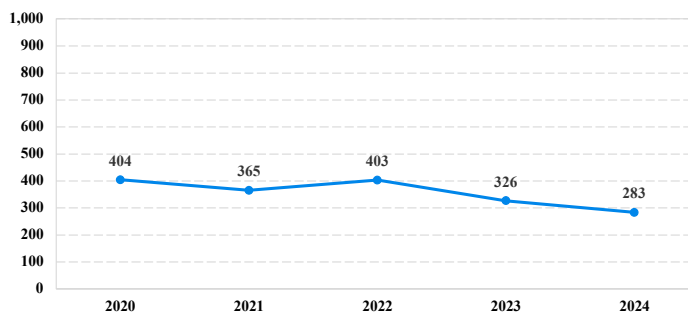
District at a Glance

Middle District of North Carolina

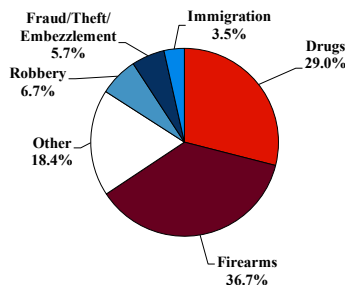
Fiscal Year 2024



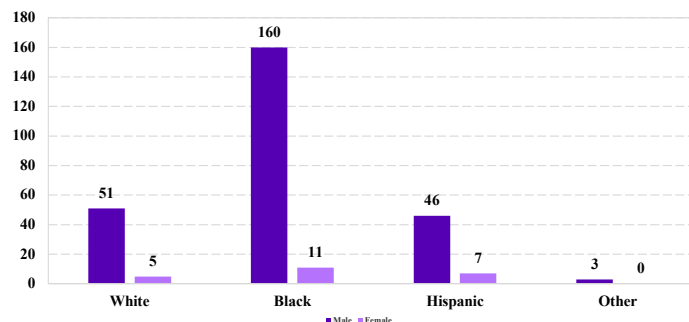
Number of Sentenced Individuals Over Time



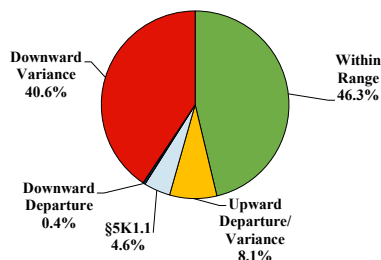
Type of Crime



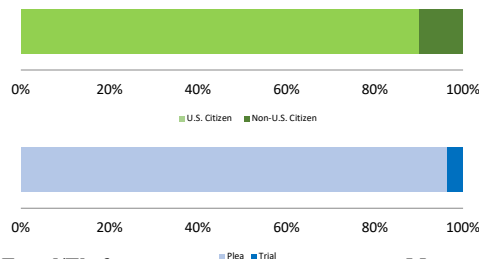
Race and Gender



Sentence Imposed Relative to the Guideline Range



Citizenship, Guilty Pleas, and Trials



SENTENCING INFORMATION BY TYPE OF CRIME

	TOTAL	Immigration	Drug Trafficking	Firearms	Fraud/Theft /Embezzle	Robbery	Child Porn	Money Laundering	All Other
Total	283	10	81	104	16	19	8	4	41
Mean Sentence (months)	87	27	104	67	16	115	89	51	137
Median Sentence (months)	66	21	84	57	4	110	89	57	115

IMPRISONMENT

Total Receiving Imprisonment	255	9	78	92	7	19	8	3	39
Prison Only	247	9	75	90	7	18	8	3	37
Up to 12 Months	9	2	1	1	1	0	0	0	4
13 to 60 Months	91	6	22	43	5	2	1	1	11
61 to 120 Months	93	1	32	35	1	10	7	2	5
Over 120 Months	54	0	20	11	0	6	0	0	17
Prison and Alternatives	8	0	3	2	0	1	0	0	2

PROBATION

Total Receiving Probation	28	1	3	12	9	0	0	1	2
Probation Only	23	1	3	9	8	0	0	1	1
Probation and Alternatives	5	0	0	3	1	0	0	0	1

FINE ONLY

Total	0	0	0	0	0	0	0	0	0
--------------	----------	----------	----------	----------	----------	----------	----------	----------	----------

Cases with indeterminable sentence terms are excluded from the calculation of the Mean Sentence or Median Sentence category. Sentences greater than 470 months and probation were included in the sentence average computations as 470 months and zero months, respectively. Cases in the Total Receiving Imprisonment, Total Receiving Probation, and Fine Only categories total 100 percent of all cases. Cases missing information required for a specific analysis were excluded from that analysis. Descriptions of variables used in this analysis are provided in Appendix A.

SOURCE: U.S. Sentencing Commission, 2020 - 2024 Datafiles, USSCFY20 - USSCFY24.