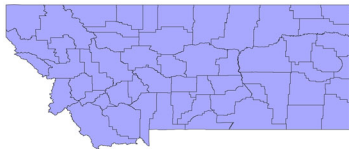


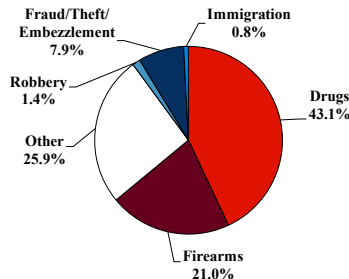
District at a Glance

District of Montana

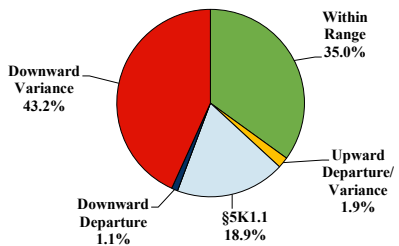
Fiscal Year 2024



Type of Crime



Sentence Imposed Relative to the Guideline Range



SENTENCING INFORMATION BY TYPE OF CRIME

	TOTAL	Immigration	Drug Trafficking	Firearms	Fraud/Theft /Embezzle	Robbery	Child Porn	Money Laundering	All Other
	367	3	158	77	29	5	7	1	87
Mean Sentence (months)	52	5	66	26	21	67	104	--	53
Median Sentence (months)	36	6	60	27	20	63	108	--	27

IMPRISONMENT

Total Receiving Imprisonment	337	3	157	67	21	5	7	1	76
Prison Only	333	3	155	66	20	5	7	1	76
Up to 12 Months	49	3	19	12	4	0	0	0	11
13 to 60 Months	186	0	72	49	16	2	3	0	44
61 to 120 Months	62	0	42	5	0	2	2	0	11
Over 120 Months	36	0	22	0	0	1	2	1	10
Prison and Alternatives	4	0	2	1	1	0	0	0	0

PROBATION

Total Receiving Probation	30	0	1	10	8	0	0	0	11
Probation Only	28	0	1	10	7	0	0	0	10
Probation and Alternatives	2	0	0	0	1	0	0	0	1

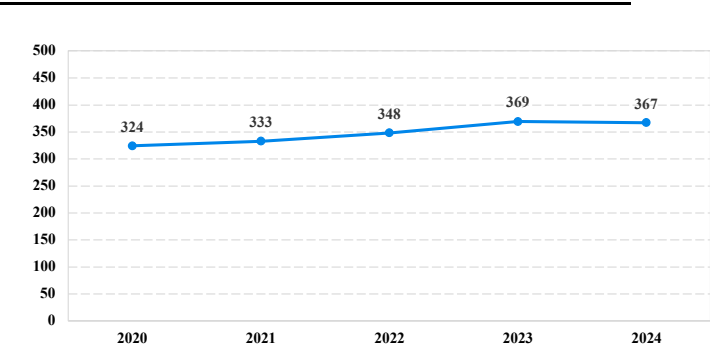
FINE ONLY

	0	0	0	0	0	0	0	0	0
--	---	---	---	---	---	---	---	---	---

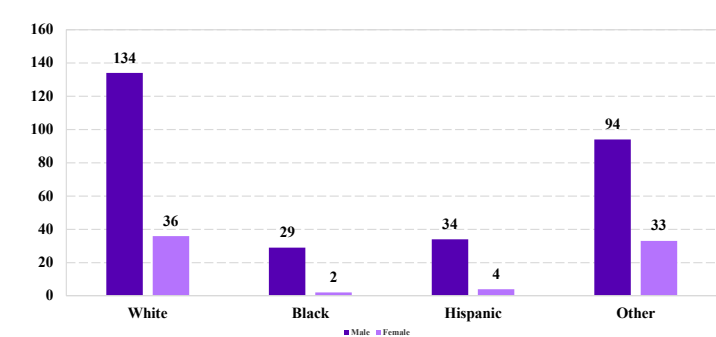
Cases with indeterminable sentence terms are excluded from the calculation of the Mean Sentence or Median Sentence category. Sentences greater than 470 months and probation were included in the sentence average computations as 470 months and zero months, respectively. Cases in the Total Receiving Imprisonment, Total Receiving Probation, and Fine Only categories total 100 percent of all cases. Cases missing information required for a specific analysis were excluded from that analysis. Descriptions of variables used in this analysis are provided in Appendix A.

SOURCE: U.S. Sentencing Commission, 2020 - 2024 Datafiles, USSCFY20 - USSCFY24.

Number of Sentenced Individuals Over Time



Race and Gender



Citizenship, Guilty Pleas, and Trials

