

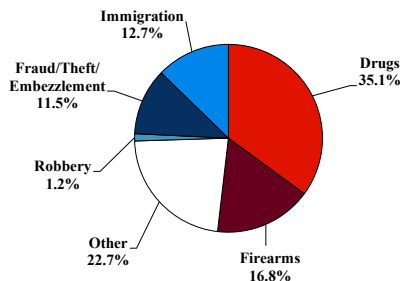
District at a Glance

Southern District of Mississippi

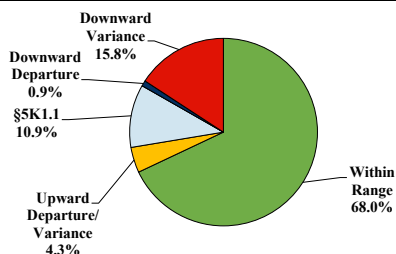
Fiscal Year 2024



Type of Crime



Sentence Imposed Relative to the Guideline Range



SENTENCING INFORMATION BY TYPE OF CRIME

	TOTAL	Immigration	Drug Trafficking	Firearms	Fraud/Theft /Embezzle	Robbery	Child Porn	Money Laundering	All Other
Total	322	41	113	54	37	4	7	4	62
Mean Sentence (months)	79	14	130	46	23	171	113	31	86
Median Sentence (months)	45	12	115	33	12	183	108	39	28

IMPRISONMENT

Total Receiving Imprisonment	293	41	111	51	24	4	7	4	51
Prison Only	288	41	111	50	23	4	7	4	48
Up to 12 Months	38	21	2	4	5	0	0	1	5
13 to 60 Months	118	20	26	33	14	1	0	3	21
61 to 120 Months	59	0	31	10	3	0	5	0	10
Over 120 Months	73	0	52	3	1	3	2	0	12
Prison and Alternatives	5	0	0	1	1	0	0	0	3

PROBATION

Total Receiving Probation	29	0	2	3	13	0	0	0	11
Probation Only	27	0	2	2	12	0	0	0	11
Probation and Alternatives	2	0	0	1	1	0	0	0	0

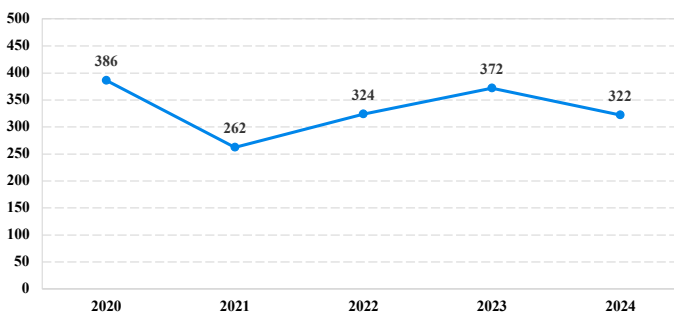
FINE ONLY

Total	0	0	0	0	0	0	0	0	0
--------------	----------	----------	----------	----------	----------	----------	----------	----------	----------

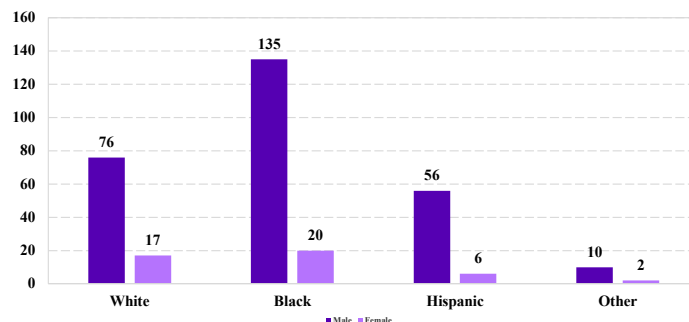
Cases with indeterminable sentence terms are excluded from the calculation of the Mean Sentence or Median Sentence category. Sentences greater than 470 months and probation were included in the sentence average computations as 470 months and zero months, respectively. Cases in the Total Receiving Imprisonment, Total Receiving Probation, and Fine Only categories total 100 percent of all cases. Cases missing information required for a specific analysis were excluded from that analysis. Descriptions of variables used in this analysis are provided in Appendix A.

SOURCE: U.S. Sentencing Commission, 2020 - 2024 Datafiles, USSCFY20 - USSCFY24.

Number of Sentenced Individuals Over Time



Race and Gender



Citizenship, Guilty Pleas, and Trials

