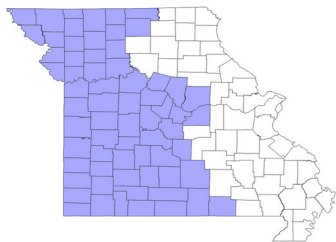


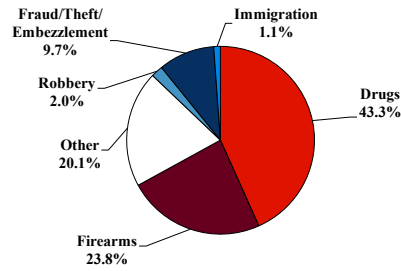
District at a Glance

Western District of Missouri

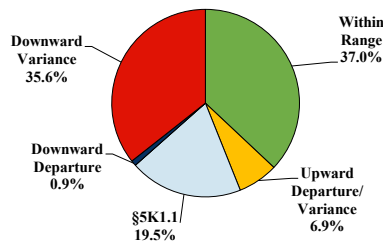
Fiscal Year 2024



Type of Crime



Sentence Imposed Relative to the Guideline Range



SENTENCING INFORMATION BY TYPE OF CRIME

	TOTAL	Immigration	Drug Trafficking	Firearms	Fraud/Theft /Embezzle	Robbery	Child Porn	Money Laundering	All Other
	783	9	339	186	76	16	56	27	74
Mean Sentence (months)	93	17	106	70	16	103	132	52	161
Median Sentence (months)	72	12	96	60	1	78	106	18	120

IMPRISONMENT

Total Receiving Imprisonment	688	9	315	183	34	15	55	17	60
Prison Only	682	9	312	183	32	15	55	17	59
Up to 12 Months	37	4	15	3	8	0	0	2	5
13 to 60 Months	223	5	70	96	22	6	6	6	12
61 to 120 Months	226	0	111	67	1	3	29	7	8
Over 120 Months	196	0	116	17	1	6	20	2	34
Prison and Alternatives	6	0	3	0	2	0	0	0	1

PROBATION

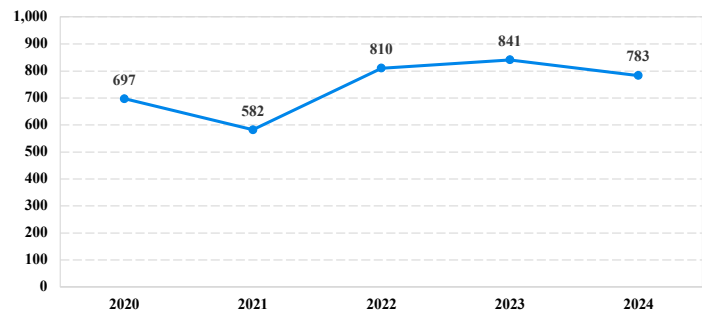
Total Receiving Probation	95	0	24	3	42	1	1	10	14
Probation Only	87	0	24	3	35	1	1	10	13
Probation and Alternatives	8	0	0	0	7	0	0	0	1

FINE ONLY	0	0	0	0	0	0	0	0	0
-----------	---	---	---	---	---	---	---	---	---

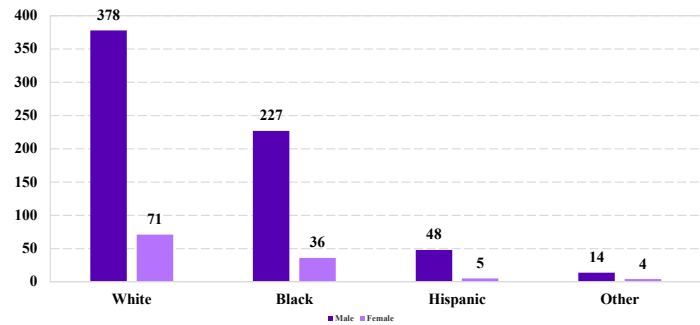
Cases with indeterminable sentence terms are excluded from the calculation of the Mean Sentence or Median Sentence category. Sentences greater than 470 months and probation were included in the sentence average computations as 470 months and zero months, respectively. Cases in the Total Receiving Imprisonment, Total Receiving Probation, and Fine Only categories total 100 percent of all cases. Cases missing information required for a specific analysis were excluded from that analysis. Descriptions of variables used in this analysis are provided in Appendix A.

SOURCE: U.S. Sentencing Commission, 2020 - 2024 Datafiles, USSCFY20 - USSCFY24.

Number of Sentenced Individuals Over Time



Race and Gender



Citizenship, Guilty Pleas, and Trials

