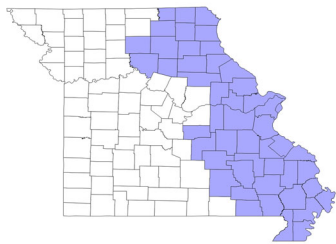


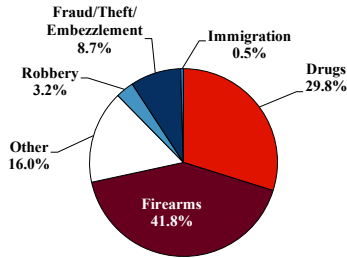
# District at a Glance

## Eastern District of Missouri

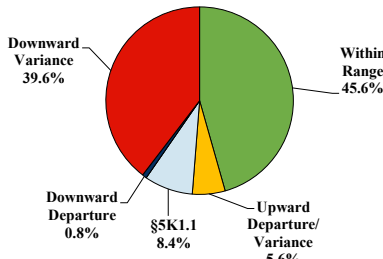
### Fiscal Year 2024



Type of Crime



Sentence Imposed Relative to the Guideline Range



SENTENCING INFORMATION BY TYPE OF CRIME

	TOTAL	Immigration	Drug Trafficking	Firearms	Fraud/Theft /Embezzle	Robbery	Child Porn	Money Laundering	All Other
	1,012	5	300	423	88	32	55	9	100
Mean Sentence (months)	72	9	77	54	15	120	101	76	154
Median Sentence (months)	51	5	70	46	12	117	84	30	75

IMPRISONMENT

Total Receiving Imprisonment	957	5	293	413	66	32	55	6	87
Prison Only	947	5	290	409	64	32	55	6	86
Up to 12 Months	63	3	7	18	22	1	0	0	12
13 to 60 Months	473	2	121	266	40	2	17	2	23
61 to 120 Months	261	0	109	101	2	16	24	2	7
Over 120 Months	150	0	53	24	0	13	14	2	44
Prison and Alternatives	10	0	3	4	2	0	0	0	1

PROBATION

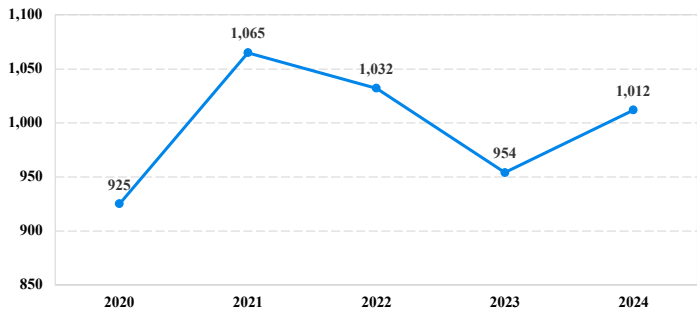
Total Receiving Probation	53	0	7	9	22	0	0	3	12
Probation Only	47	0	7	8	18	0	0	3	11
Probation and Alternatives	6	0	0	1	4	0	0	0	1

FINE ONLY	2	0	0	1	0	0	0	0	1
-----------	---	---	---	---	---	---	---	---	---

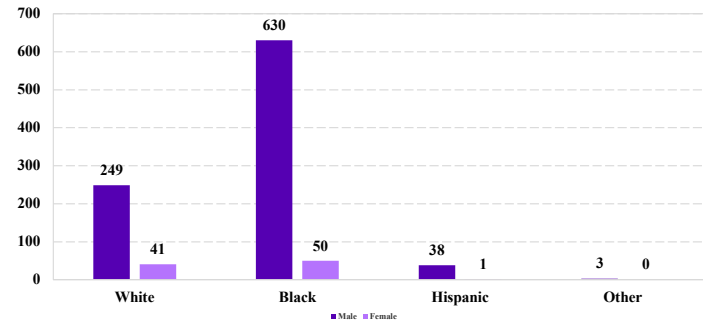
Cases with indeterminable sentence terms are excluded from the calculation of the Mean Sentence or Median Sentence category. Sentences greater than 470 months and probation were included in the sentence average computations as 470 months and zero months, respectively. Cases in the Total Receiving Imprisonment, Total Receiving Probation, and Fine Only categories total 100 percent of all cases. Cases missing information required for a specific analysis were excluded from that analysis. Descriptions of variables used in this analysis are provided in Appendix A.

SOURCE: U.S. Sentencing Commission, 2020 - 2024 Datafiles, USSCFY20 - USSCFY24.

Number of Sentenced Individuals Over Time



Race and Gender



Citizenship, Guilty Pleas, and Trials

