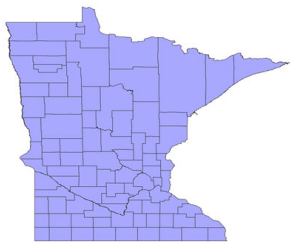


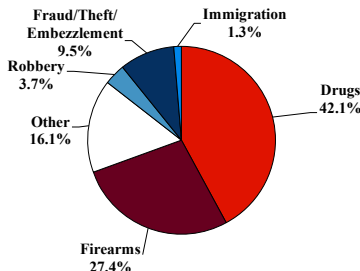
# District at a Glance

## District of Minnesota

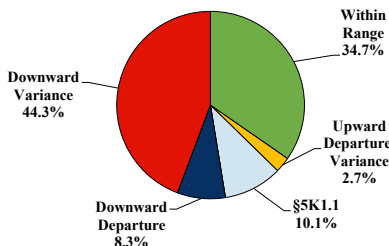
### Fiscal Year 2024



Type of Crime



Sentence Imposed Relative to the Guideline Range



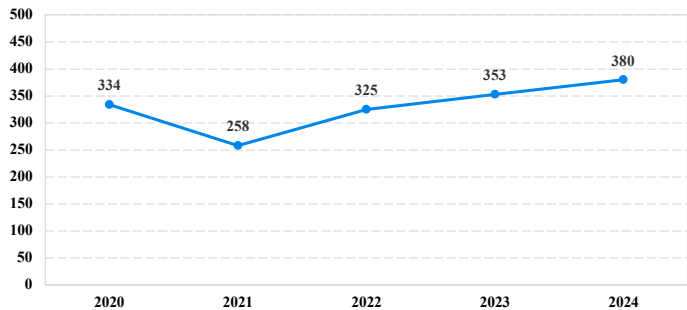
SENTENCING INFORMATION BY TYPE OF CRIME

	TOTAL	Immigration	Drug Trafficking	Firearms	Fraud/Theft /Embezzle	Robbery	Child Porn	Money Laundering	All Other
	380	5	160	104	36	14	5	4	52
Mean Sentence (months)	78	8	90	67	19	93	224	18	96
Median Sentence (months)	68	6	87	60	8	79	192	19	48
IMPRISONMENT									
Total Receiving Imprisonment	361	4	157	103	32	14	5	3	43
Prison Only	353	4	154	101	30	14	5	3	42
Up to 12 Months	30	2	7	4	13	0	0	0	4
13 to 60 Months	124	2	34	50	15	4	0	3	16
61 to 120 Months	127	0	71	39	2	6	1	0	8
Over 120 Months	72	0	42	8	0	4	4	0	14
Prison and Alternatives	8	0	3	2	2	0	0	0	1
PROBATION									
Total Receiving Probation	19	1	3	1	4	0	0	1	9
Probation Only	14	1	2	1	4	0	0	0	6
Probation and Alternatives	5	0	1	0	0	0	0	1	3
FINE ONLY									
	0	0	0	0	0	0	0	0	0

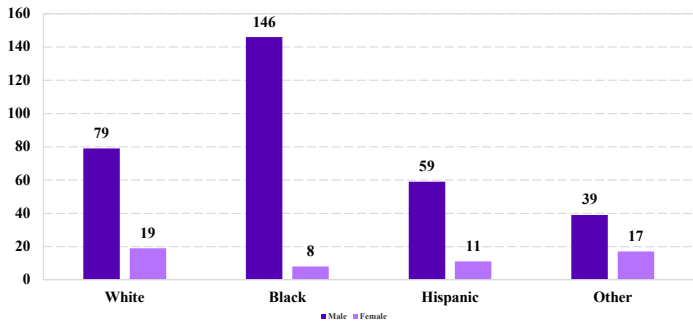
Cases with indeterminable sentence terms are excluded from the calculation of the Mean Sentence or Median Sentence category. Sentences greater than 470 months and probation were included in the sentence average computations as 470 months and zero months, respectively. Cases in the Total Receiving Imprisonment, Total Receiving Probation, and Fine Only categories total 100 percent of all cases. Cases missing information required for a specific analysis were excluded from that analysis. Descriptions of variables used in this analysis are provided in Appendix A.

SOURCE: U.S. Sentencing Commission, 2020 - 2024 Datafiles, USSCFY20 - USSCFY24.

Number of Sentenced Individuals Over Time



Race and Gender



Citizenship, Guilty Pleas, and Trials

