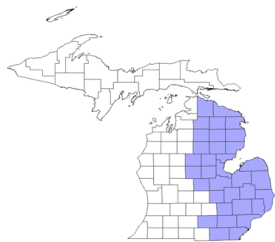


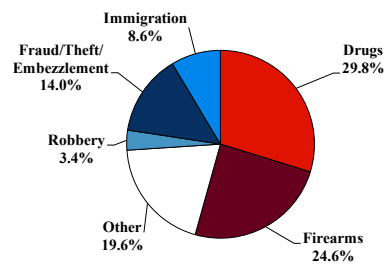
# District at a Glance

## Eastern District of Michigan

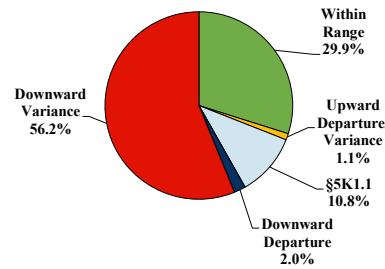
### Fiscal Year 2024



Type of Crime



Sentence Imposed Relative to the Guideline Range



SENTENCING INFORMATION BY TYPE OF CRIME

	TOTAL	Immigration	Drug Trafficking	Firearms	Fraud/Theft /Embezzle	Robbery	Child Porn	Money Laundering	All Other
	642	55	191	158	90	22	14	20	92
Mean Sentence (months)	61	8	76	40	25	120	138	43	113
Median Sentence (months)	36	5	64	34	20	105	123	36	39

IMPRISONMENT

Total Receiving Imprisonment	604	54	186	152	77	22	14	18	81
Prison Only	591	54	182	149	76	21	13	17	79
Up to 12 Months	116	43	15	13	21	0	0	5	19
13 to 60 Months	264	10	71	110	45	1	1	8	18
61 to 120 Months	128	1	61	24	10	14	5	2	11
Over 120 Months	83	0	35	2	0	6	7	2	31
Prison and Alternatives	13	0	4	3	1	1	1	1	2

PROBATION

Total Receiving Probation	38	1	5	6	13	0	0	2	11
Probation Only	34	1	4	5	12	0	0	2	10
Probation and Alternatives	4	0	1	1	1	0	0	0	1

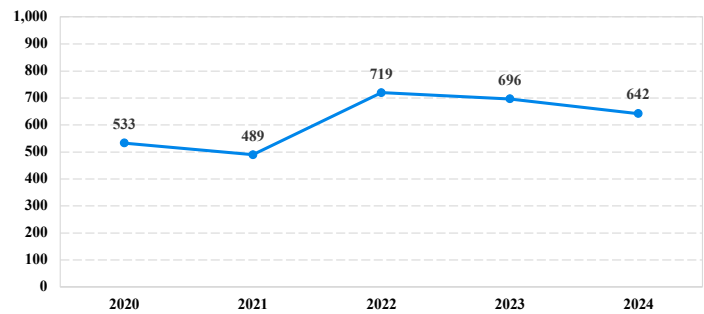
FINE ONLY

	0	0	0	0	0	0	0	0	0
--	---	---	---	---	---	---	---	---	---

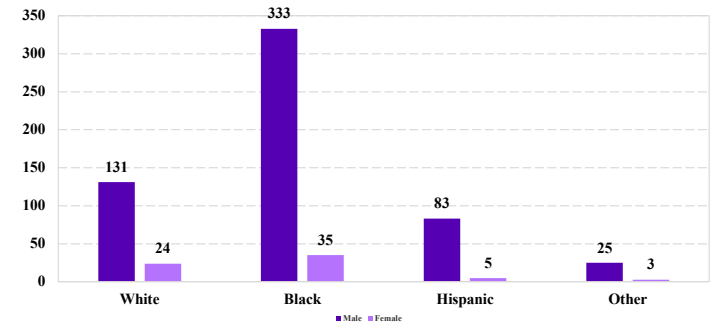
Cases with indeterminable sentence terms are excluded from the calculation of the Mean Sentence or Median Sentence category. Sentences greater than 470 months and probation were included in the sentence average computations as 470 months and zero months, respectively. Cases in the Total Receiving Imprisonment, Total Receiving Probation, and Fine Only categories total 100 percent of all cases. Cases missing information required for a specific analysis were excluded from that analysis. Descriptions of variables used in this analysis are provided in Appendix A.

SOURCE: U.S. Sentencing Commission, 2020 - 2024 Datafiles, USSCFY20 - USSCFY24.

Number of Sentenced Individuals Over Time



Race and Gender



Citizenship, Guilty Pleas, and Trials

