

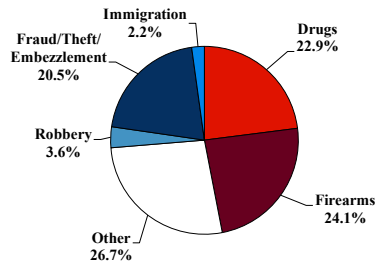
District at a Glance

District of Maryland

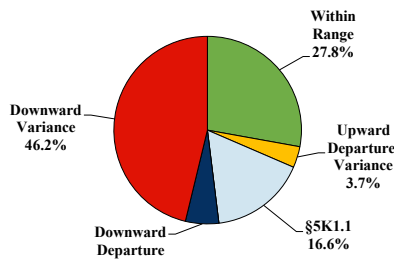
Fiscal Year 2024



Type of Crime



Sentence Imposed Relative to the Guideline Range



SENTENCING INFORMATION BY TYPE OF CRIME

	TOTAL	Immigration	Drug Trafficking	Firearms	Fraud/Theft /Embezzle	Robbery	Child Porn	Money Laundering	All Other
	449	10	98	108	92	16	11	10	104
Mean Sentence (months)	67	16	48	45	31	130	152	35	131
Median Sentence (months)	37	11	42	42	20	120	204	25	81

IMPRISONMENT

Total Receiving Imprisonment	405	10	93	107	80	16	11	9	79
Prison Only	371	10	81	103	72	16	11	8	70
Up to 12 Months	32	5	13	2	10	0	1	0	1
13 to 60 Months	202	5	38	79	56	1	3	7	13
61 to 120 Months	75	0	26	22	3	8	1	0	15
Over 120 Months	62	0	4	0	3	7	6	1	41
Prison and Alternatives	34	0	12	4	8	0	0	1	9

PROBATION

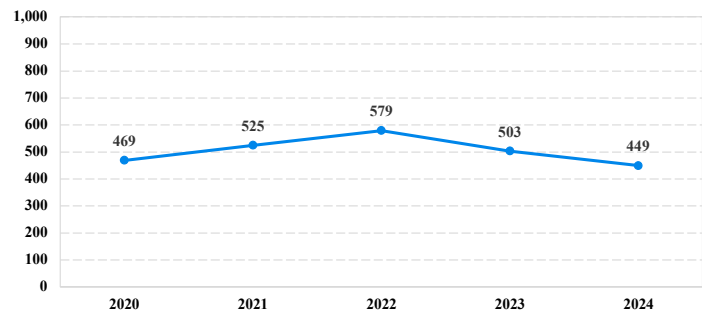
Total Receiving Probation	40	0	5	1	11	0	0	1	22
Probation Only	27	0	0	0	9	0	0	1	17
Probation and Alternatives	13	0	5	1	2	0	0	0	5

FINE ONLY	4	0	0	0	1	0	0	0	3
-----------	---	---	---	---	---	---	---	---	---

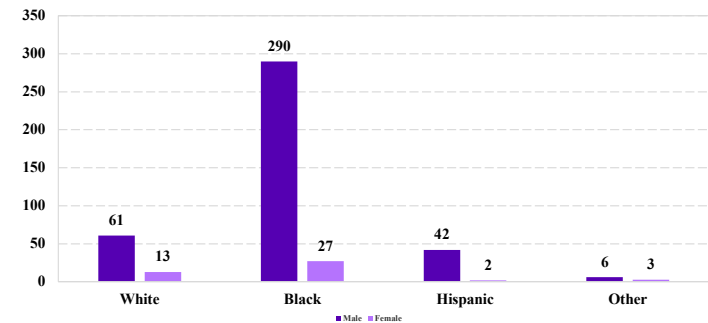
Cases with indeterminable sentence terms are excluded from the calculation of the Mean Sentence or Median Sentence category. Sentences greater than 470 months and probation were included in the sentence average computations as 470 months and zero months, respectively. Cases in the Total Receiving Imprisonment, Total Receiving Probation, and Fine Only categories total 100 percent of all cases. Cases missing information required for a specific analysis were excluded from that analysis. Descriptions of variables used in this analysis are provided in Appendix A.

SOURCE: U.S. Sentencing Commission, 2020 - 2024 Datafiles, USSCFY20 - USSCFY24.

Number of Sentenced Individuals Over Time



Race and Gender



Citizenship, Guilty Pleas, and Trials

