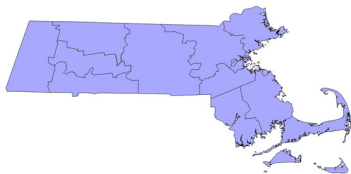


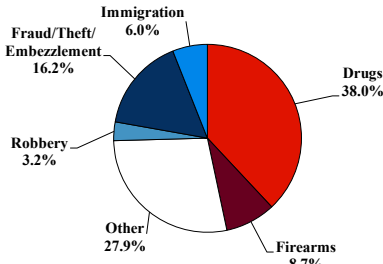
# District at a Glance

## District of Massachusetts

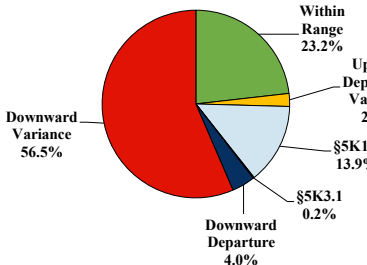
### Fiscal Year 2024



Type of Crime



Sentence Imposed Relative to the Guideline Range



SENTENCING INFORMATION BY TYPE OF CRIME

	TOTAL	Immigration	Drug Trafficking	Firearms	Fraud/Theft /Embezzle	Robbery	Child Porn	Money Laundering	All Other
	531	32	202	46	86	17	22	48	78
Mean Sentence (months)	50	17	61	44	16	77	102	53	53
Median Sentence (months)	32	11	51	42	12	74	72	37	14

IMPRISONMENT

Total Receiving Imprisonment	495	30	200	45	71	17	22	45	65
Prison Only	456	29	185	45	59	16	21	42	59
Up to 12 Months	85	14	17	5	21	0	0	6	22
13 to 60 Months	223	14	93	28	34	5	8	23	18
61 to 120 Months	104	1	58	12	4	9	8	7	5
Over 120 Months	44	0	17	0	0	2	5	6	14
Prison and Alternatives	39	1	15	0	12	1	1	3	6

PROBATION

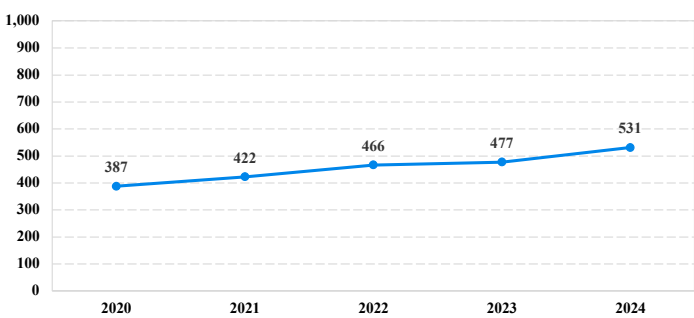
Total Receiving Probation	36	2	2	1	15	0	0	3	13
Probation Only	28	1	1	1	11	0	0	3	11
Probation and Alternatives	8	1	1	0	4	0	0	0	2

FINE ONLY	0	0	0	0	0	0	0	0	0
-----------	---	---	---	---	---	---	---	---	---

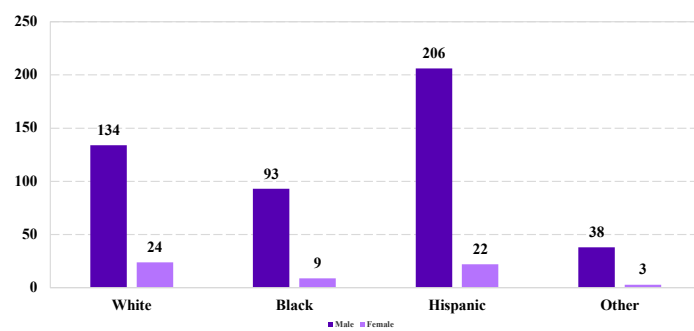
Cases with indeterminable sentence terms are excluded from the calculation of the Mean Sentence or Median Sentence category. Sentences greater than 470 months and probation were included in the sentence average computations as 470 months and zero months, respectively. Cases in the Total Receiving Imprisonment, Total Receiving Probation, and Fine Only categories total 100 percent of all cases. Cases missing information required for a specific analysis were excluded from that analysis. Descriptions of variables used in this analysis are provided in Appendix A.

SOURCE: U.S. Sentencing Commission, 2020 - 2024 Datafiles, USSCFY20 - USSCFY24.

Number of Sentenced Individuals Over Time



Race and Gender



Citizenship, Guilty Pleas, and Trials

