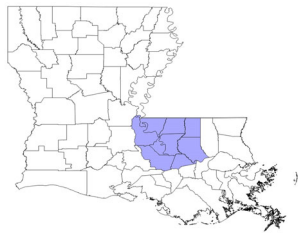


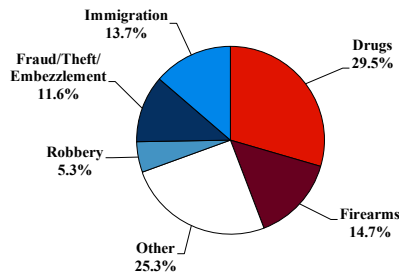
District at a Glance

Middle District of Louisiana

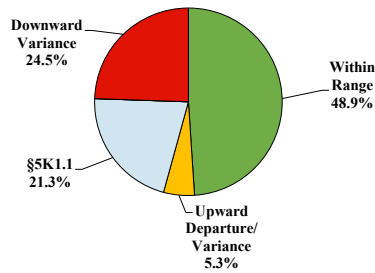
Fiscal Year 2024



Type of Crime



Sentence Imposed Relative to the Guideline Range



SENTENCING INFORMATION BY TYPE OF CRIME

	TOTAL	Immigration	Drug Trafficking	Firearms	Fraud/Theft /Embezzle	Robbery	Child Porn	Money Laundering	All Other
	95	13	28	14	11	5	2	3	19
Mean Sentence (months)	54	15	81	57	17	84	--	42	51
Median Sentence (months)	36	8	70	33	12	75	--	41	28

IMPRISONMENT

Total Receiving Imprisonment	83	12	24	14	7	5	2	3	16
Prison Only	83	12	24	14	7	5	2	3	16
Up to 12 Months	14	8	1	2	2	0	0	0	1
13 to 60 Months	39	4	8	7	4	1	0	3	12
61 to 120 Months	18	0	8	4	1	3	2	0	0
Over 120 Months	12	0	7	1	0	1	0	0	3
Prison and Alternatives	0	0	0	0	0	0	0	0	0

PROBATION

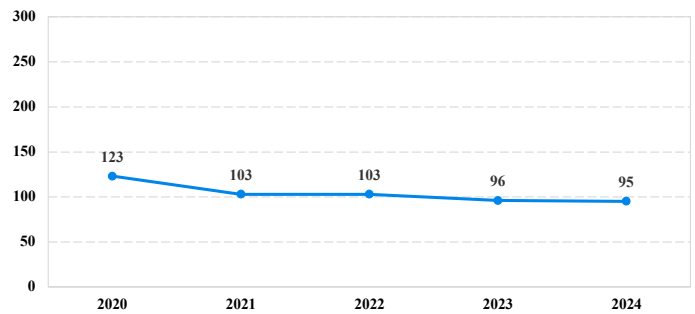
Total Receiving Probation	12	1	4	0	4	0	0	0	3
Probation Only	11	1	4	0	3	0	0	0	3
Probation and Alternatives	1	0	0	0	1	0	0	0	0

FINE ONLY	0	0	0	0	0	0	0	0	0
-----------	---	---	---	---	---	---	---	---	---

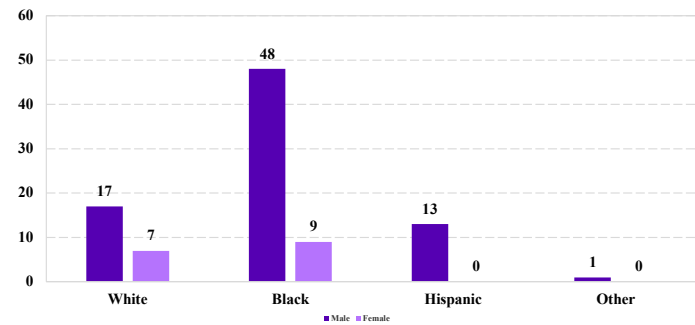
Cases with indeterminable sentence terms are excluded from the calculation of the Mean Sentence or Median Sentence category. Sentences greater than 470 months and probation were included in the sentence average computations as 470 months and zero months, respectively. Cases in the Total Receiving Imprisonment, Total Receiving Probation, and Fine Only categories total 100 percent of all cases. Cases missing information required for a specific analysis were excluded from that analysis. Descriptions of variables used in this analysis are provided in Appendix A.

SOURCE: U.S. Sentencing Commission, 2020 - 2024 Datafiles, USSCFY20 - USSCFY24.

Number of Sentenced Individuals Over Time



Race and Gender



Citizenship, Guilty Pleas, and Trials

