

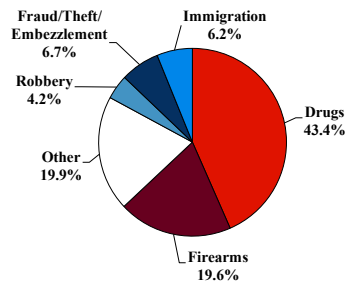
District at a Glance

Western District of Kentucky

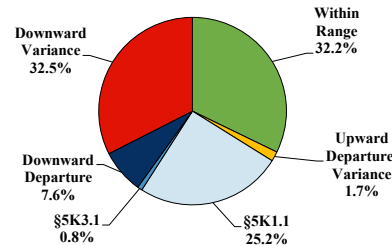
Fiscal Year 2024



Type of Crime



Sentence Imposed Relative to the Guideline Range



SENTENCING INFORMATION BY TYPE OF CRIME

	TOTAL	Immigration	Drug Trafficking	Firearms	Fraud/Theft /Embezzle	Robbery	Child Porn	Money Laundering	All Other
	357	22	154	70	24	15	6	9	57
Mean Sentence (months)	78	13	100	49	16	126	113	81	91
Median Sentence (months)	54	8	89	44	13	117	120	110	25

IMPRISONMENT

Total Receiving Imprisonment	325	22	151	66	17	15	6	7	41
Prison Only	322	22	149	66	17	14	6	7	41
Up to 12 Months	37	15	12	2	5	0	0	0	3
13 to 60 Months	126	7	39	50	11	0	2	1	16
61 to 120 Months	85	0	54	9	1	9	2	3	7
Over 120 Months	74	0	44	5	0	5	2	3	15
Prison and Alternatives	3	0	2	0	0	1	0	0	0

PROBATION

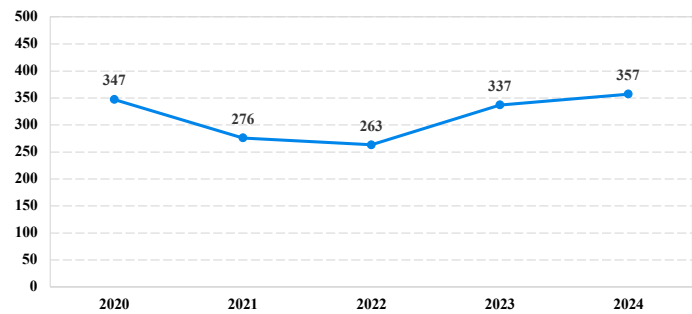
Total Receiving Probation	23	0	3	4	6	0	0	2	8
Probation Only	22	0	3	4	6	0	0	1	8
Probation and Alternatives	1	0	0	0	0	0	0	1	0

FINE ONLY	9	0	0	0	1	0	0	0	8
-----------	---	---	---	---	---	---	---	---	---

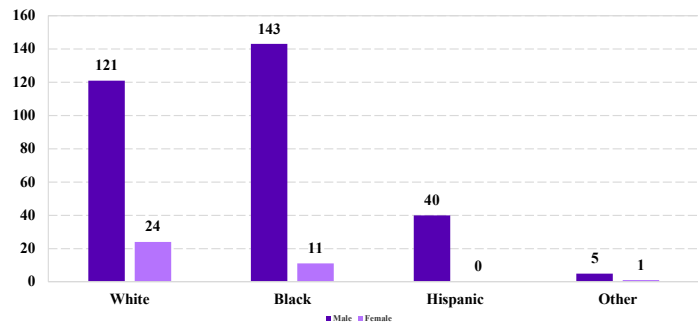
Cases with indeterminable sentence terms are excluded from the calculation of the Mean Sentence or Median Sentence category. Sentences greater than 470 months and probation were included in the sentence average computations as 470 months and zero months, respectively. Cases in the Total Receiving Imprisonment, Total Receiving Probation, and Fine Only categories total 100 percent of all cases. Cases missing information required for a specific analysis were excluded from that analysis. Descriptions of variables used in this analysis are provided in Appendix A.

SOURCE: U.S. Sentencing Commission, 2020 - 2024 Datafiles, USSCFY20 - USSCFY24.

Number of Sentenced Individuals Over Time



Race and Gender



Citizenship, Guilty Pleas, and Trials

