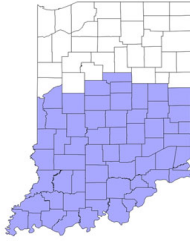


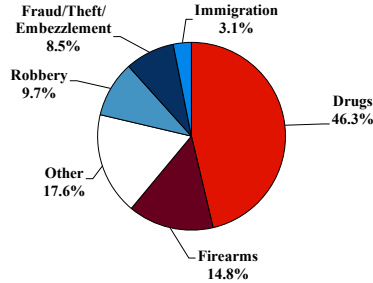
District at a Glance

Southern District of Indiana

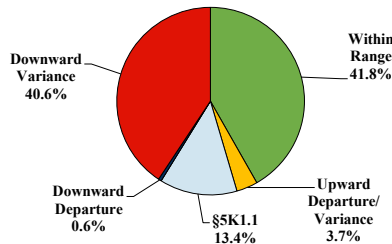
Fiscal Year 2024



Type of Crime



Sentence Imposed Relative to the Guideline Range



SENTENCING INFORMATION BY TYPE OF CRIME

	TOTAL	Immigration	Drug Trafficking	Firearms	Fraud/Theft /Embezzle	Robbery	Child Porn	Money Laundering	All Other
TOTAL	352	11	163	52	30	34	13	15	34
Mean Sentence (months)	114	19	127	54	27	158	122	128	204
Median Sentence (months)	84	15	120	40	23	120	120	102	202

IMPRISONMENT

Total Receiving Imprisonment	343	11	163	50	24	33	13	15	34
Prison Only	340	11	162	48	24	33	13	15	34
Up to 12 Months	21	3	8	2	2	0	0	1	5
13 to 60 Months	118	8	37	33	20	3	2	5	10
61 to 120 Months	75	0	40	9	2	13	7	3	1
Over 120 Months	126	0	77	4	0	17	4	6	18
Prison and Alternatives	3	0	1	2	0	0	0	0	0

PROBATION

Total Receiving Probation	9	0	0	2	6	1	0	0	0
Probation Only	7	0	0	1	5	1	0	0	0
Probation and Alternatives	2	0	0	1	1	0	0	0	0

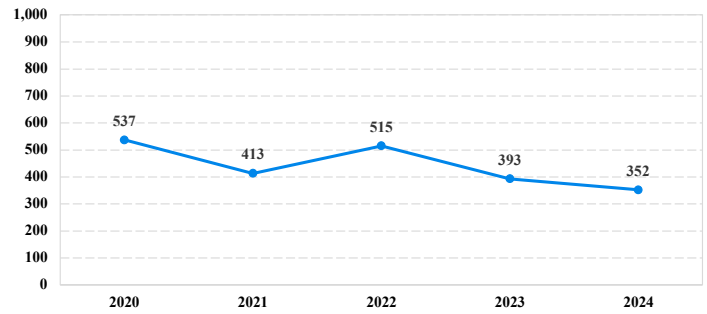
FINE ONLY

FINE ONLY	0	0	0	0	0	0	0	0	0
------------------	----------	----------	----------	----------	----------	----------	----------	----------	----------

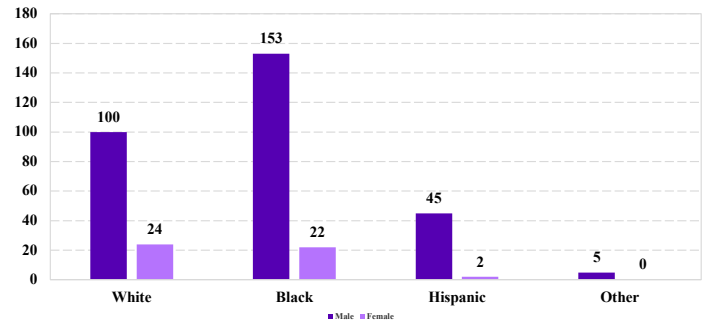
Cases with indeterminable sentence terms are excluded from the calculation of the Mean Sentence or Median Sentence category. Sentences greater than 470 months and probation were included in the sentence average computations as 470 months and zero months, respectively. Cases in the Total Receiving Imprisonment, Total Receiving Probation, and Fine Only categories total 100 percent of all cases. Cases missing information required for a specific analysis were excluded from that analysis. Descriptions of variables used in this analysis are provided in Appendix A.

SOURCE: U.S. Sentencing Commission, 2020 - 2024 Datafiles, USSCFY20 - USSCFY24.

Number of Sentenced Individuals Over Time



Race and Gender



Citizenship, Guilty Pleas, and Trials

