

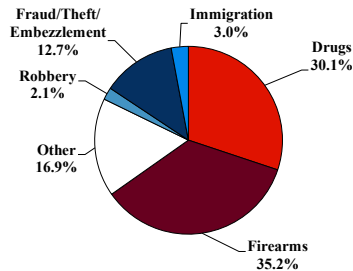
District at a Glance

Northern District of Indiana

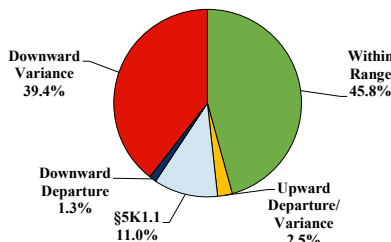
Fiscal Year 2024



Type of Crime



Sentence Imposed Relative to the Guideline Range



SENTENCING INFORMATION BY TYPE OF CRIME

	TOTAL	Immigration	Drug Trafficking	Firearms	Fraud/Theft /Embezzle	Robbery	Child Porn	Money Laundering	All Other
	236	7	71	83	30	5	10	0	30
Mean Sentence (months)	83	10	107	42	23	131	127	--	191
Median Sentence (months)	51	14	97	37	9	168	120	--	201

IMPRISONMENT

Total Receiving Imprisonment	211	7	69	70	22	5	10	0	28
Prison Only	206	7	69	67	20	5	10	0	28
Up to 12 Months	20	3	1	7	8	0	0	0	1
13 to 60 Months	73	4	17	37	8	1	0	0	6
61 to 120 Months	60	0	27	20	3	1	7	0	2
Over 120 Months	53	0	24	3	1	3	3	0	19
Prison and Alternatives	5	0	0	3	2	0	0	0	0

PROBATION

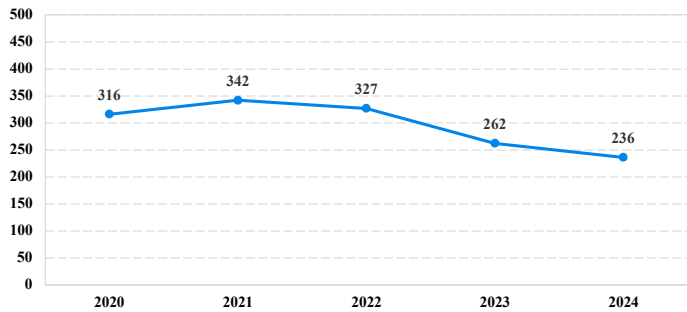
Total Receiving Probation	25	0	2	13	8	0	0	0	2
Probation Only	21	0	2	11	7	0	0	0	1
Probation and Alternatives	4	0	0	2	1	0	0	0	1

FINE ONLY	0	0	0	0	0	0	0	0	0
-----------	---	---	---	---	---	---	---	---	---

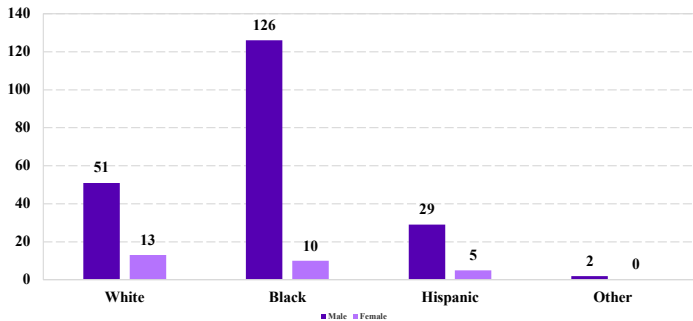
Cases with indeterminable sentence terms are excluded from the calculation of the Mean Sentence or Median Sentence category. Sentences greater than 470 months and probation were included in the sentence average computations as 470 months and zero months, respectively. Cases in the Total Receiving Imprisonment, Total Receiving Probation, and Fine Only categories total 100 percent of all cases. Cases missing information required for a specific analysis were excluded from that analysis. Descriptions of variables used in this analysis are provided in Appendix A.

SOURCE: U.S. Sentencing Commission, 2020 - 2024 Datafiles, USSCFY20 - USSCFY24.

Number of Sentenced Individuals Over Time



Race and Gender



Citizenship, Guilty Pleas, and Trials

