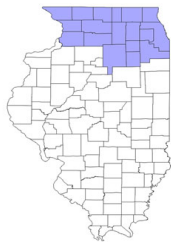


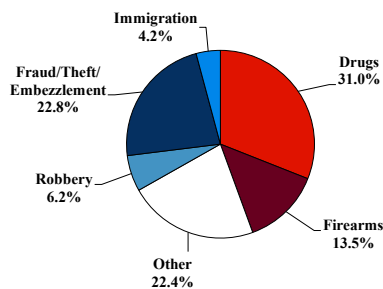
# District at a Glance

## Northern District of Illinois

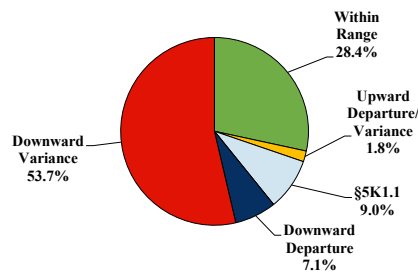
### Fiscal Year 2024



Type of Crime



Sentence Imposed Relative to the Guideline Range



SENTENCING INFORMATION BY TYPE OF CRIME

	TOTAL	Immigration	Drug Trafficking	Firearms	Fraud/Theft /Embezzle	Robbery	Child Porn	Money Laundering	All Other
	549	23	170	74	125	34	10	18	95
Mean Sentence (months)	62	21	70	57	20	121	99	36	100
Median Sentence (months)	40	20	60	50	12	118	78	33	31

IMPRISONMENT

Total Receiving Imprisonment	498	23	167	70	91	34	10	17	86
Prison Only	495	23	165	70	91	33	10	17	86
Up to 12 Months	78	7	17	7	32	0	0	3	12
13 to 60 Months	214	16	65	36	46	5	1	11	34
61 to 120 Months	128	0	58	24	13	13	7	2	11
Over 120 Months	75	0	25	3	0	15	2	1	29
Prison and Alternatives	3	0	2	0	0	1	0	0	0

PROBATION

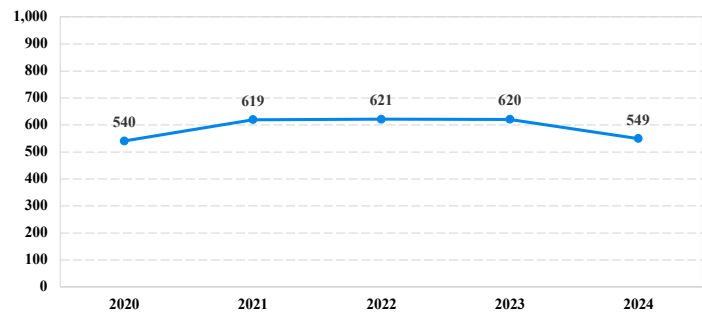
Total Receiving Probation	51	0	3	4	34	0	0	1	9
Probation Only	45	0	2	4	29	0	0	1	9
Probation and Alternatives	6	0	1	0	5	0	0	0	0

FINE ONLY	0	0	0	0	0	0	0	0	0
-----------	---	---	---	---	---	---	---	---	---

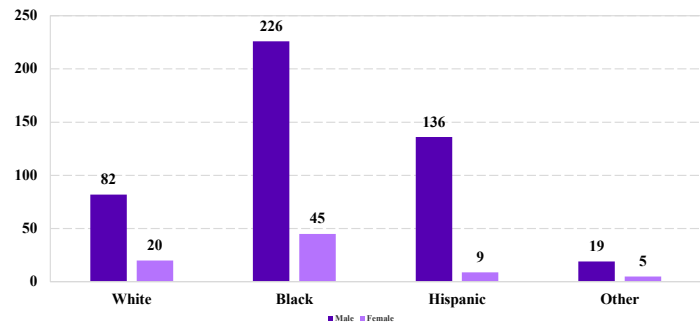
Cases with indeterminable sentence terms are excluded from the calculation of the Mean Sentence or Median Sentence category. Sentences greater than 470 months and probation were included in the sentence average computations as 470 months and zero months, respectively. Cases in the Total Receiving Imprisonment, Total Receiving Probation, and Fine Only categories total 100 percent of all cases. Cases missing information required for a specific analysis were excluded from that analysis. Descriptions of variables used in this analysis are provided in Appendix A.

SOURCE: U.S. Sentencing Commission, 2020 - 2024 Datafiles, USSCFY20 - USSCFY24.

Number of Sentenced Individuals Over Time



Race and Gender



Citizenship, Guilty Pleas, and Trials

