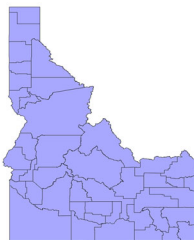


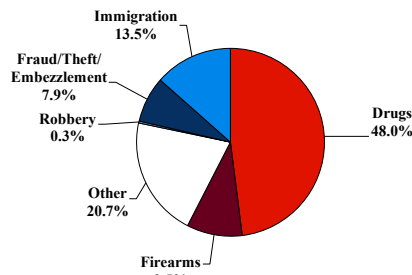
District at a Glance

District of Idaho

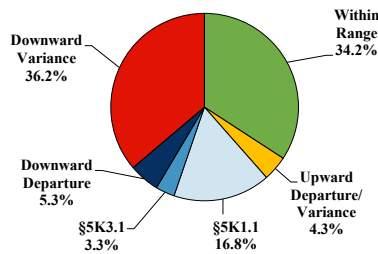
Fiscal Year 2024



Type of Crime



Sentence Imposed Relative to the Guideline Range



SENTENCING INFORMATION BY TYPE OF CRIME

	TOTAL	Immigration	Drug Trafficking	Firearms	Fraud/Theft /Embezzle	Robbery	Child Porn	Money Laundering	All Other
	304	41	146	29	24	1	15	2	46
Mean Sentence (months)	62	7	70	37	17	--	79	--	114
Median Sentence (months)	46	3	60	36	6	--	72	--	60

IMPRISONMENT

Total Receiving Imprisonment	271	41	134	26	13	1	15	2	39
Prison Only	270	41	133	26	13	1	15	2	39
Up to 12 Months	42	31	3	2	2	0	1	0	3
13 to 60 Months	118	10	60	18	9	0	4	1	16
61 to 120 Months	71	0	49	6	2	0	8	0	6
Over 120 Months	39	0	21	0	0	1	2	1	14
Prison and Alternatives	1	0	1	0	0	0	0	0	0

PROBATION

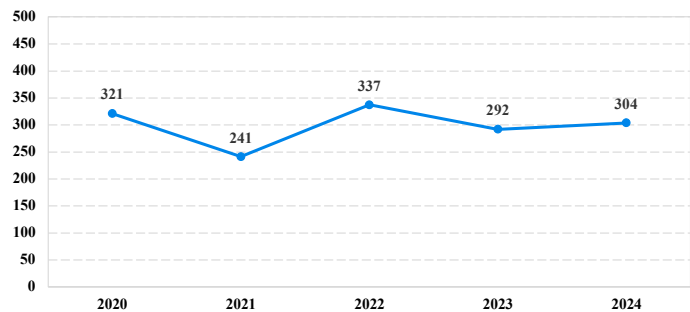
Total Receiving Probation	33	0	12	3	11	0	0	0	7
Probation Only	28	0	12	3	9	0	0	0	4
Probation and Alternatives	5	0	0	0	2	0	0	0	3

FINE ONLY	0	0	0	0	0	0	0	0	0
-----------	---	---	---	---	---	---	---	---	---

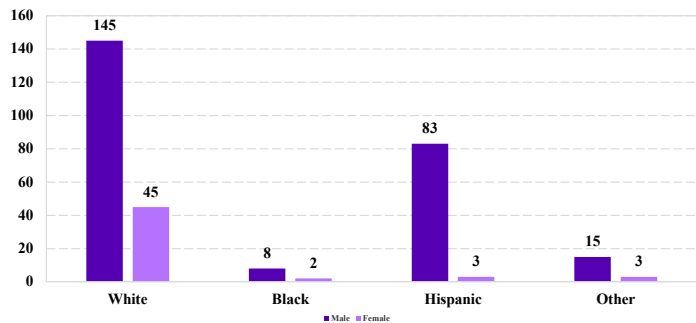
Cases with indeterminable sentence terms are excluded from the calculation of the Mean Sentence or Median Sentence category. Sentences greater than 470 months and probation were included in the sentence average computations as 470 months and zero months, respectively. Cases in the Total Receiving Imprisonment, Total Receiving Probation, and Fine Only categories total 100 percent of all cases. Cases missing information required for a specific analysis were excluded from that analysis. Descriptions of variables used in this analysis are provided in Appendix A.

SOURCE: U.S. Sentencing Commission, 2020 - 2024 Datafiles, USSCFY20 - USSCFY24.

Number of Sentenced Individuals Over Time



Race and Gender



Citizenship, Guilty Pleas, and Trials

