

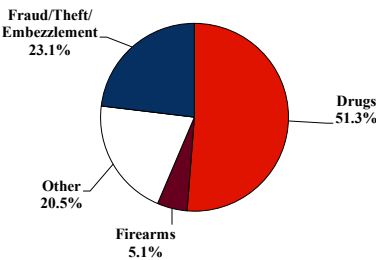
District at a Glance

District of Guam

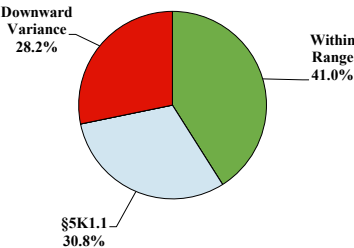
Fiscal Year 2024



Type of Crime



Sentence Imposed Relative to the Guideline Range



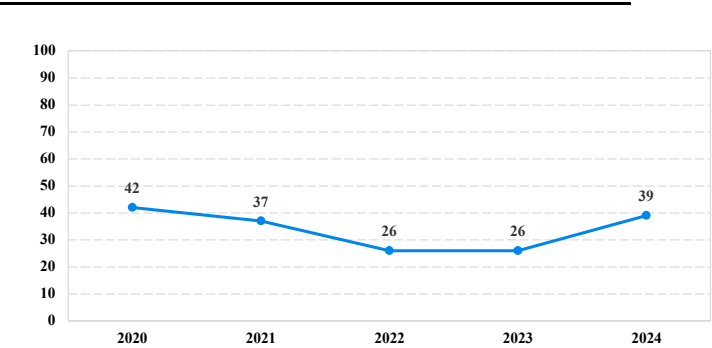
SENTENCING INFORMATION BY TYPE OF CRIME

	TOTAL	Immigration	Drug Trafficking	Firearms	Fraud/Theft /Embezzle	Robbery	Child Porn	Money Laundering	All Other
	39	0	20	2	9	0	2	2	4
Mean Sentence (months)	57	--	84	--	13	--	--	--	42
Median Sentence (months)	36	--	65	--	10	--	--	--	19
IMPRISONMENT									
Total Receiving Imprisonment	37	0	19	2	8	0	2	2	4
Prison Only	37	0	19	2	8	0	2	2	4
Up to 12 Months	10	0	3	2	4	0	0	0	1
13 to 60 Months	14	0	6	0	4	0	0	2	2
61 to 120 Months	9	0	7	0	0	0	2	0	0
Over 120 Months	4	0	3	0	0	0	0	0	1
Prison and Alternatives	0	0	0	0	0	0	0	0	0
PROBATION									
Total Receiving Probation	2	0	1	0	1	0	0	0	0
Probation Only	2	0	1	0	1	0	0	0	0
Probation and Alternatives	0	0	0	0	0	0	0	0	0
FINE ONLY									
	0	0	0	0	0	0	0	0	0

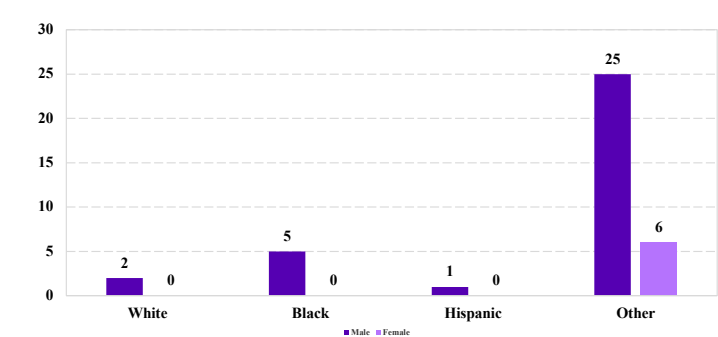
Cases with indeterminable sentence terms are excluded from the calculation of the Mean Sentence or Median Sentence category. Sentences greater than 470 months and probation were included in the sentence average computations as 470 months and zero months, respectively. Cases in the Total Receiving Imprisonment, Total Receiving Probation, and Fine Only categories total 100 percent of all cases. Cases missing information required for a specific analysis were excluded from that analysis. Descriptions of variables used in this analysis are provided in Appendix A.

SOURCE: U.S. Sentencing Commission, 2020 - 2024 Datafiles, USSCFY20 - USSCFY24.

Number of Sentenced Individuals Over Time



Race and Gender



Citizenship, Guilty Pleas, and Trials

