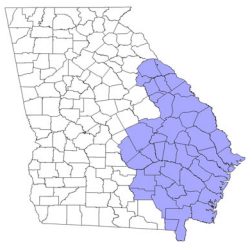


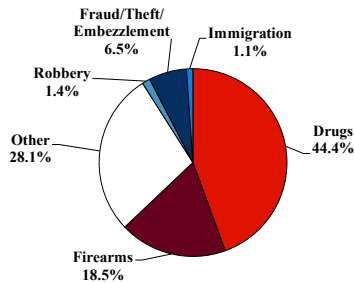
District at a Glance

Southern District of Georgia

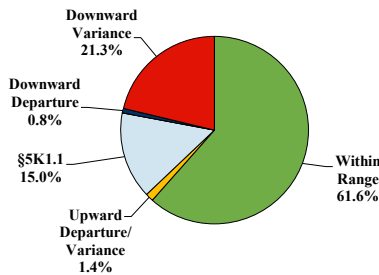
Fiscal Year 2024



Type of Crime



Sentence Imposed Relative to the Guideline Range



SENTENCING INFORMATION BY TYPE OF CRIME

	TOTAL	Immigration	Drug Trafficking	Firearms	Fraud/Theft /Embezzle	Robbery	Child Porn	Money Laundering	All Other
	367	4	163	68	24	5	3	1	99
Mean Sentence (months)	60	8	82	62	26	120	104	--	29
Median Sentence (months)	40	5	68	51	18	147	110	--	0

IMPRISONMENT

Total Receiving Imprisonment	305	4	147	65	18	5	3	1	62
Prison Only	303	4	147	65	17	5	3	1	61
Up to 12 Months	43	3	4	1	2	0	0	0	33
13 to 60 Months	126	1	59	35	11	1	0	1	18
61 to 120 Months	82	0	49	25	4	1	2	0	1
Over 120 Months	52	0	35	4	0	3	1	0	9
Prison and Alternatives	2	0	0	0	1	0	0	0	1

PROBATION

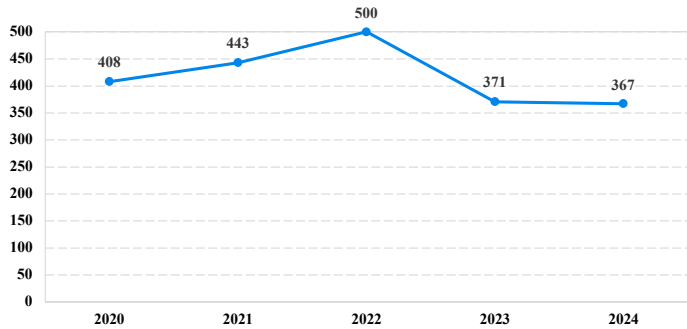
Total Receiving Probation	59	0	16	3	6	0	0	0	34
Probation Only	54	0	13	3	5	0	0	0	33
Probation and Alternatives	5	0	3	0	1	0	0	0	1

FINE ONLY	3	0	0	0	0	0	0	0	3
-----------	---	---	---	---	---	---	---	---	---

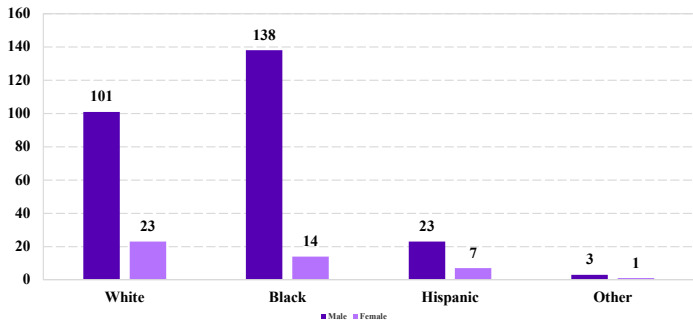
Cases with indeterminable sentence terms are excluded from the calculation of the Mean Sentence or Median Sentence category. Sentences greater than 470 months and probation were included in the sentence average computations as 470 months and zero months, respectively. Cases in the Total Receiving Imprisonment, Total Receiving Probation, and Fine Only categories total 100 percent of all cases. Cases missing information required for a specific analysis were excluded from that analysis. Descriptions of variables used in this analysis are provided in Appendix A.

SOURCE: U.S. Sentencing Commission, 2020 - 2024 Datafiles, USSCFY20 - USSCFY24.

Number of Sentenced Individuals Over Time



Race and Gender



Citizenship, Guilty Pleas, and Trials

