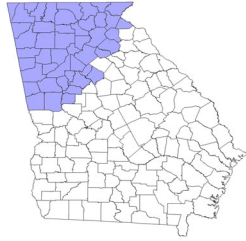


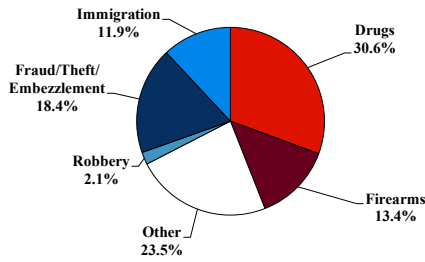
# District at a Glance

## Northern District of Georgia

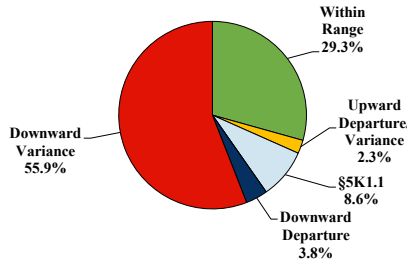
### Fiscal Year 2024



#### Type of Crime



#### Sentence Imposed Relative to the Guideline Range



#### SENTENCING INFORMATION BY TYPE OF CRIME

	TOTAL	Immigration	Drug Trafficking	Firearms	Fraud/Theft /Embezzle	Robbery	Child Porn	Money Laundering	All Other
<b>Total</b>	<b>477</b>	<b>57</b>	<b>146</b>	<b>64</b>	<b>88</b>	<b>10</b>	<b>17</b>	<b>33</b>	<b>62</b>
Mean Sentence (months)	64	11	98	49	30	90	73	89	77
Median Sentence (months)	46	7	86	43	18	75	70	54	26

#### IMPRISONMENT

<b>Total Receiving Imprisonment</b>	<b>430</b>	<b>55</b>	<b>141</b>	<b>55</b>	<b>65</b>	<b>10</b>	<b>17</b>	<b>33</b>	<b>54</b>
Prison Only	424	55	140	52	64	10	17	33	53
Up to 12 Months	61	33	2	1	12	0	0	2	11
13 to 60 Months	183	22	39	31	38	5	8	16	24
61 to 120 Months	110	0	58	17	12	3	8	7	5
Over 120 Months	70	0	41	3	2	2	1	8	13
Prison and Alternatives	6	0	1	3	1	0	0	0	1

#### PROBATION

<b>Total Receiving Probation</b>	<b>46</b>	<b>2</b>	<b>5</b>	<b>9</b>	<b>22</b>	<b>0</b>	<b>0</b>	<b>0</b>	<b>8</b>
Probation Only	30	2	4	7	12	0	0	0	5
Probation and Alternatives	16	0	1	2	10	0	0	0	3

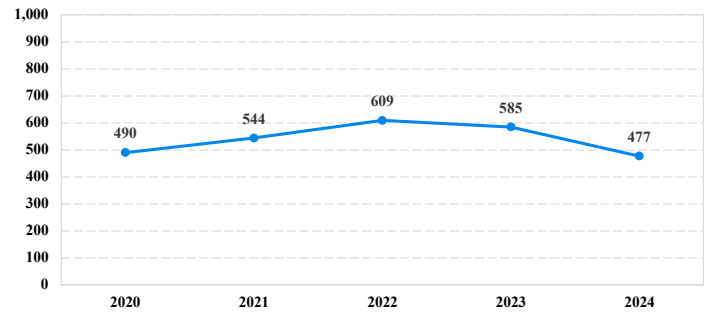
#### FINE ONLY

<b>Total</b>	<b>1</b>	<b>0</b>	<b>0</b>	<b>0</b>	<b>1</b>	<b>0</b>	<b>0</b>	<b>0</b>	<b>0</b>
--------------	----------	----------	----------	----------	----------	----------	----------	----------	----------

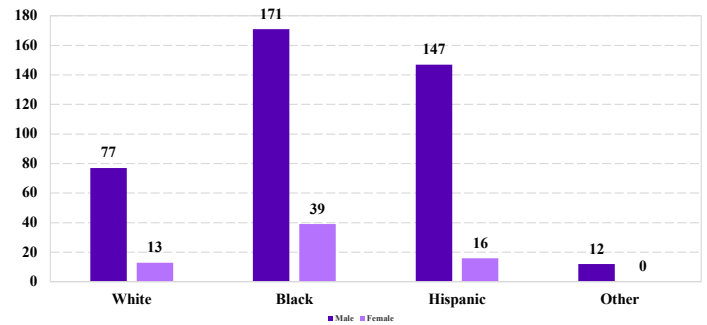
Cases with indeterminable sentence terms are excluded from the calculation of the Mean Sentence or Median Sentence category. Sentences greater than 470 months and probation were included in the sentence average computations as 470 months and zero months, respectively. Cases in the Total Receiving Imprisonment, Total Receiving Probation, and Fine Only categories total 100 percent of all cases. Cases missing information required for a specific analysis were excluded from that analysis. Descriptions of variables used in this analysis are provided in Appendix A.

SOURCE: U.S. Sentencing Commission, 2020 - 2024 Datafiles, USSCFY20 - USSCFY24.

#### Number of Sentenced Individuals Over Time



#### Race and Gender



#### Citizenship, Guilty Pleas, and Trials

