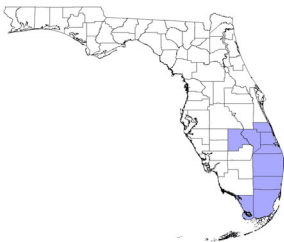


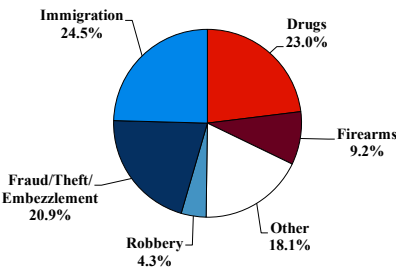
District at a Glance

Southern District of Florida

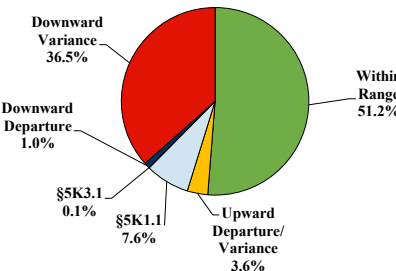
Fiscal Year 2024



Type of Crime



Sentence Imposed Relative to the Guideline Range



SENTENCING INFORMATION BY TYPE OF CRIME

	TOTAL	Immigration	Drug Trafficking	Firearms	Fraud/Theft /Embezzle	Robbery	Child Porn	Money Laundering	All Other
	1,377	338	317	126	288	59	45	54	150
Mean Sentence (months)	57	14	77	66	29	123	84	41	126
Median Sentence (months)	30	6	65	46	21	110	75	25	57

IMPRISONMENT

Total Receiving Imprisonment	1,289	334	317	121	237	59	45	44	132
Prison Only	1,243	330	311	115	213	58	45	41	130
Up to 12 Months	307	224	15	10	35	0	0	8	15
13 to 60 Months	530	95	132	60	144	17	17	18	47
61 to 120 Months	250	6	120	30	27	16	23	11	17
Over 120 Months	156	5	44	15	7	25	5	4	51
Prison and Alternatives	46	4	6	6	24	1	0	3	2

PROBATION

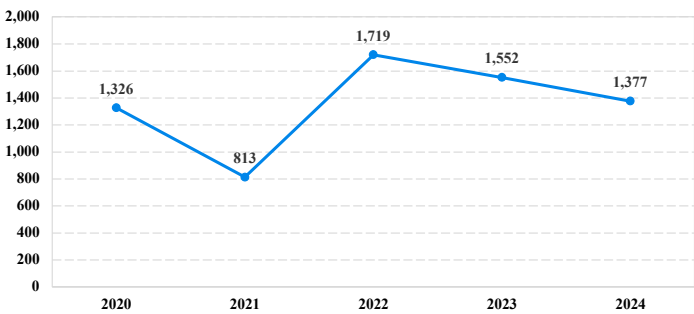
Total Receiving Probation	88	4	0	5	51	0	0	10	18
Probation Only	62	3	0	3	37	0	0	7	12
Probation and Alternatives	26	1	0	2	14	0	0	3	6

FINE ONLY	0	0	0	0	0	0	0	0	0
-----------	---	---	---	---	---	---	---	---	---

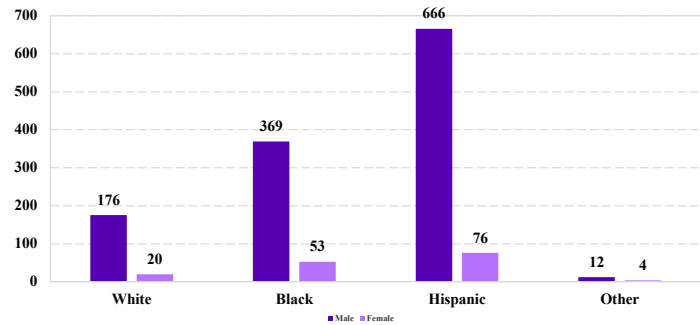
Cases with indeterminable sentence terms are excluded from the calculation of the Mean Sentence or Median Sentence category. Sentences greater than 470 months and probation were included in the sentence average computations as 470 months and zero months, respectively. Cases in the Total Receiving Imprisonment, Total Receiving Probation, and Fine Only categories total 100 percent of all cases. Cases missing information required for a specific analysis were excluded from that analysis. Descriptions of variables used in this analysis are provided in Appendix A.

SOURCE: U.S. Sentencing Commission, 2020 - 2024 Datafiles, USSCFY20 - USSCFY24.

Number of Sentenced Individuals Over Time



Race and Gender



Citizenship, Guilty Pleas, and Trials

