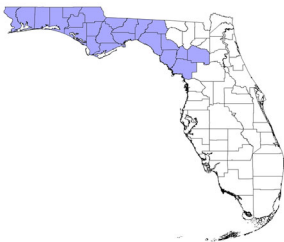


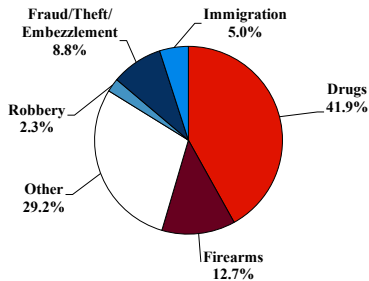
District at a Glance

Northern District of Florida

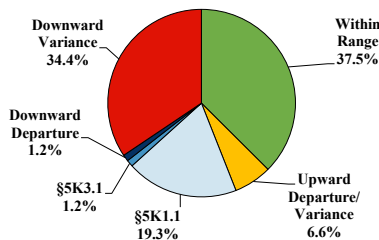
Fiscal Year 2024



Type of Crime



Sentence Imposed Relative to the Guideline Range



SENTENCING INFORMATION BY TYPE OF CRIME

	TOTAL	Immigration	Drug Trafficking	Firearms	Fraud/Theft /Embezzle	Robbery	Child Porn	Money Laundering	All Other
	260	13	108	33	23	6	21	13	43
Mean Sentence (months)	91	12	109	73	20	185	158	51	88
Median Sentence (months)	60	4	84	40	12	89	120	14	18

IMPRISONMENT

Total Receiving Imprisonment	242	13	107	33	18	6	21	13	31
Prison Only	234	13	103	31	17	6	21	13	30
Up to 12 Months	33	10	4	2	6	0	0	6	5
13 to 60 Months	73	2	29	16	9	3	1	3	10
61 to 120 Months	64	1	35	8	1	1	10	3	5
Over 120 Months	64	0	35	5	1	2	10	1	10
Prison and Alternatives	8	0	4	2	1	0	0	0	1

PROBATION

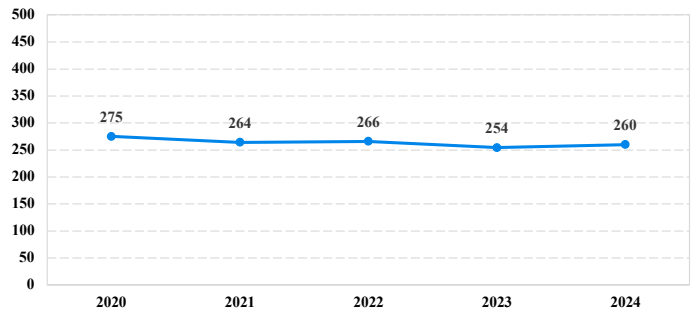
Total Receiving Probation	18	0	1	0	5	0	0	0	12
Probation Only	16	0	0	0	4	0	0	0	12
Probation and Alternatives	2	0	1	0	1	0	0	0	0

FINE ONLY	0	0	0	0	0	0	0	0	0
-----------	---	---	---	---	---	---	---	---	---

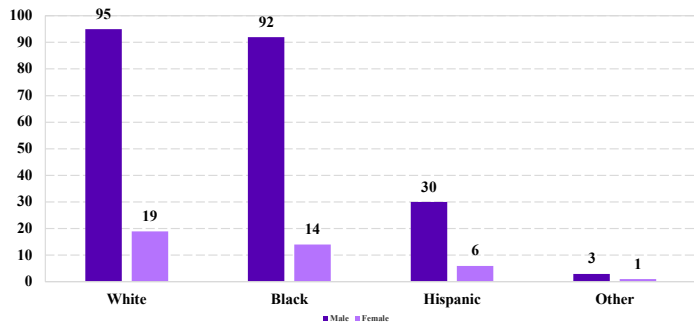
Cases with indeterminable sentence terms are excluded from the calculation of the Mean Sentence or Median Sentence category. Sentences greater than 470 months and probation were included in the sentence average computations as 470 months and zero months, respectively. Cases in the Total Receiving Imprisonment, Total Receiving Probation, and Fine Only categories total 100 percent of all cases. Cases missing information required for a specific analysis were excluded from that analysis. Descriptions of variables used in this analysis are provided in Appendix A.

SOURCE: U.S. Sentencing Commission, 2020 - 2024 Datafiles, USSCFY20 - USSCFY24.

Number of Sentenced Individuals Over Time



Race and Gender



Citizenship, Guilty Pleas, and Trials

