

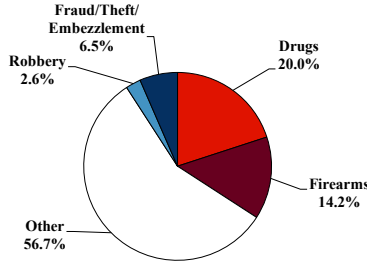
District at a Glance

District of Columbia

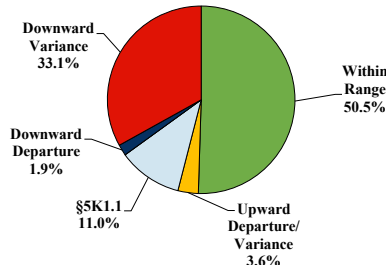
Fiscal Year 2024



Type of Crime



Sentence Imposed Relative to the Guideline Range



SENTENCING INFORMATION BY TYPE OF CRIME

	TOTAL	Immigration	Drug Trafficking	Firearms	Fraud/Theft /Embezzle	Robbery	Child Porn	Money Laundering	All Other
Total	536	0	107	76	35	14	9	11	284
Mean Sentence (months)	51	--	77	52	22	128	91	116	38
Median Sentence (months)	30	--	63	46	18	121	97	90	18

IMPRISONMENT

Total Receiving Imprisonment	472	0	105	76	28	14	9	10	230
Prison Only	445	0	102	74	25	14	9	9	212
Up to 12 Months	77	0	8	3	6	0	0	0	60
13 to 60 Months	227	0	39	53	17	1	1	3	113
61 to 120 Months	90	0	36	16	2	6	8	1	21
Over 120 Months	51	0	19	2	0	7	0	5	18
Prison and Alternatives	27	0	3	2	3	0	0	1	18

PROBATION

Total Receiving Probation	64	0	2	0	7	0	0	1	54
Probation Only	27	0	1	0	2	0	0	1	23
Probation and Alternatives	37	0	1	0	5	0	0	0	31

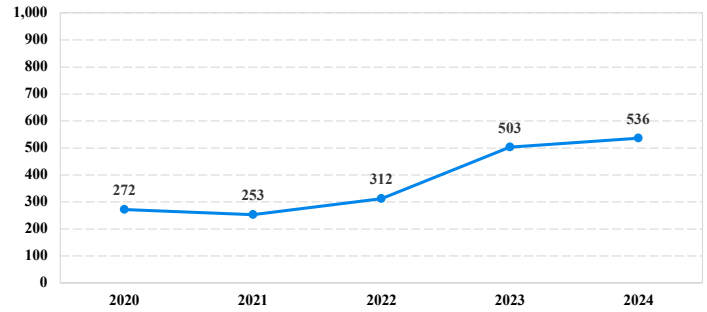
FINE ONLY

Total	0	0	0	0	0	0	0	0	0
--------------	----------	----------	----------	----------	----------	----------	----------	----------	----------

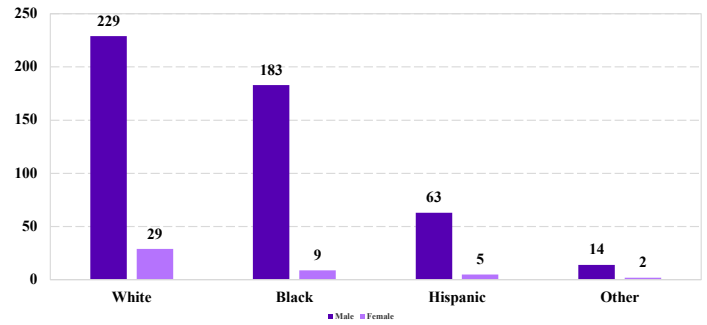
Cases with indeterminable sentence terms are excluded from the calculation of the Mean Sentence or Median Sentence category. Sentences greater than 470 months and probation were included in the sentence average computations as 470 months and zero months, respectively. Cases in the Total Receiving Imprisonment, Total Receiving Probation, and Fine Only categories total 100 percent of all cases. Cases missing information required for a specific analysis were excluded from that analysis. Descriptions of variables used in this analysis are provided in Appendix A.

SOURCE: U.S. Sentencing Commission, 2020 - 2024 Datafiles, USSCFY20 - USSCFY24.

Number of Sentenced Individuals Over Time



Race and Gender



Citizenship, Guilty Pleas, and Trials

