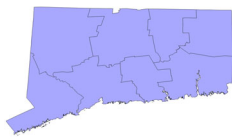


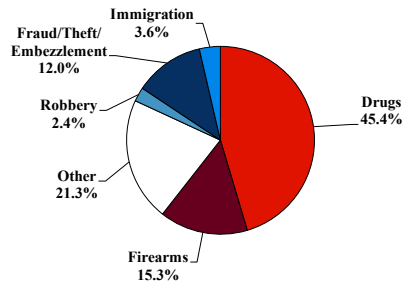
District at a Glance

District of Connecticut

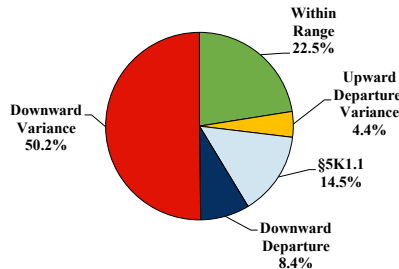
Fiscal Year 2024



Type of Crime



Sentence Imposed Relative to the Guideline Range



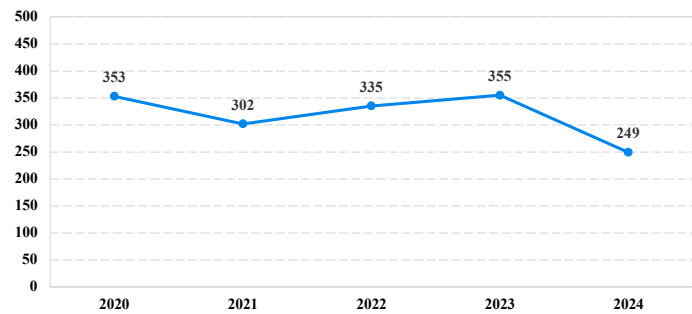
SENTENCING INFORMATION BY TYPE OF CRIME

	TOTAL	Immigration	Drug Trafficking	Firearms	Fraud/Theft /Embezzle	Robbery	Child Porn	Money Laundering	All Other
	249	9	112	38	30	6	7	4	43
Mean Sentence (months)	58	14	48	54	17	70	45	17	131
Median Sentence (months)	30	14	28	54	14	70	24	22	115
IMPRISONMENT									
Total Receiving Imprisonment	228	9	101	38	25	6	7	3	39
Prison Only	218	9	95	36	24	6	7	2	39
Up to 12 Months	43	4	24	1	7	0	1	0	6
13 to 60 Months	102	5	40	23	16	3	4	2	9
61 to 120 Months	39	0	19	10	1	2	2	0	5
Over 120 Months	34	0	12	2	0	1	0	0	19
Prison and Alternatives	10	0	6	2	1	0	0	1	0
PROBATION									
Total Receiving Probation	21	0	11	0	5	0	0	1	4
Probation Only	17	0	9	0	4	0	0	1	3
Probation and Alternatives	4	0	2	0	1	0	0	0	1
FINE ONLY	0	0	0	0	0	0	0	0	0

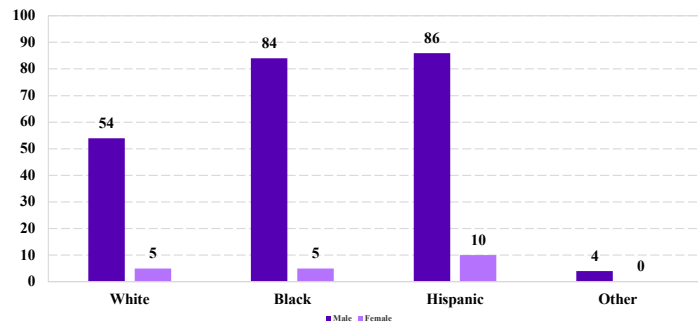
Cases with indeterminable sentence terms are excluded from the calculation of the Mean Sentence or Median Sentence category. Sentences greater than 470 months and probation were included in the sentence average computations as 470 months and zero months, respectively. Cases in the Total Receiving Imprisonment, Total Receiving Probation, and Fine Only categories total 100 percent of all cases. Cases missing information required for a specific analysis were excluded from that analysis. Descriptions of variables used in this analysis are provided in Appendix A.

SOURCE: U.S. Sentencing Commission, 2020 - 2024 Datafiles, USSCFY20 - USSCFY24.

Number of Sentenced Individuals Over Time



Race and Gender



Citizenship, Guilty Pleas, and Trials

