

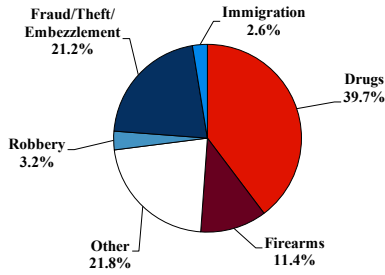
# District at a Glance

## Central District of California

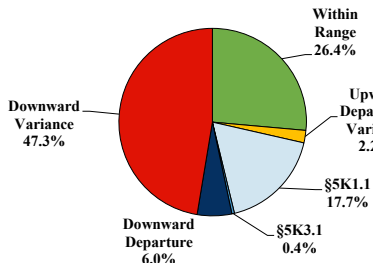
### Fiscal Year 2024



Type of Crime



Sentence Imposed Relative to the Guideline Range



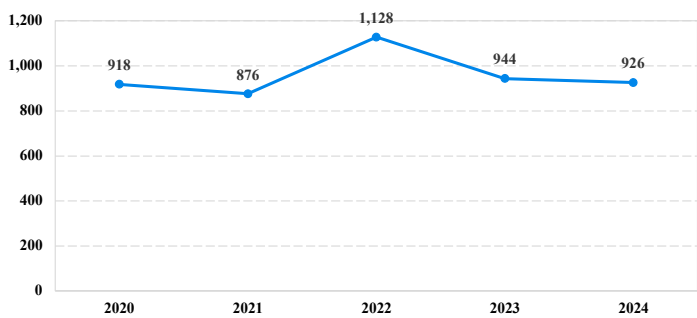
SENTENCING INFORMATION BY TYPE OF CRIME

	TOTAL	Immigration	Drug Trafficking	Firearms	Fraud/Theft /Embezzle	Robbery	Child Porn	Money Laundering	All Other
	926	24	360	106	196	30	24	42	144
Mean Sentence (months)	63	18	88	34	31	109	87	42	69
Median Sentence (months)	37	10	72	30	21	81	74	12	17
IMPRISONMENT									
Total Receiving Imprisonment	821	19	349	97	165	30	24	32	105
Prison Only	777	18	334	91	151	28	24	30	101
Up to 12 Months	105	8	23	12	31	1	0	9	21
13 to 60 Months	347	9	105	66	92	8	10	10	47
61 to 120 Months	182	1	119	12	22	10	9	6	3
Over 120 Months	143	0	87	1	6	9	5	5	30
Prison and Alternatives	44	1	15	6	14	2	0	2	4
PROBATION									
Total Receiving Probation	101	5	11	8	31	0	0	10	36
Probation Only	68	4	9	6	25	0	0	4	20
Probation and Alternatives	33	1	2	2	6	0	0	6	16
FINE ONLY									
	4	0	0	1	0	0	0	0	3

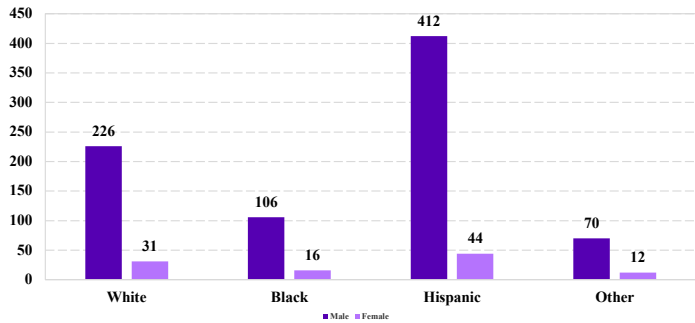
Cases with indeterminable sentence terms are excluded from the calculation of the Mean Sentence or Median Sentence category. Sentences greater than 470 months and probation were included in the sentence average computations as 470 months and zero months, respectively. Cases in the Total Receiving Imprisonment, Total Receiving Probation, and Fine Only categories total 100 percent of all cases. Cases missing information required for a specific analysis were excluded from that analysis. Descriptions of variables used in this analysis are provided in Appendix A.

SOURCE: U.S. Sentencing Commission, 2020 - 2024 Datafiles, USSCFY20 - USSCFY24.

Number of Sentenced Individuals Over Time



Race and Gender



Citizenship, Guilty Pleas, and Trials

