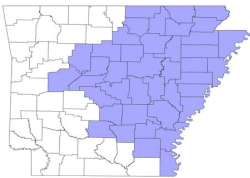


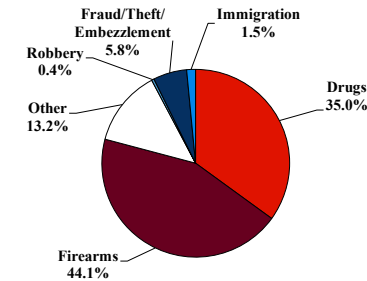
District at a Glance

Eastern District of Arkansas

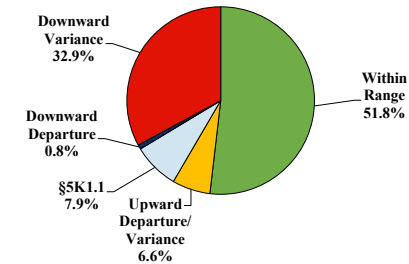
Fiscal Year 2024



Type of Crime



Sentence Imposed Relative to the Guideline Range



SENTENCING INFORMATION BY TYPE OF CRIME

	TOTAL	Immigration	Drug Trafficking	Firearms	Fraud/Theft /Embezzle	Robbery	Child Porn	Money Laundering	All Other
	517	8	180	228	30	2	19	3	47
Mean Sentence (months)	76	10	95	68	13	--	131	75	72
Median Sentence (months)	60	9	87	57	1	--	108	15	18

IMPRISONMENT

Total Receiving Imprisonment	465	8	167	218	14	2	19	2	35
Prison Only	462	8	165	217	14	2	19	2	35
Up to 12 Months	25	5	5	6	4	0	0	0	5
13 to 60 Months	210	3	53	121	10	1	1	1	20
61 to 120 Months	134	0	54	65	0	1	12	0	2
Over 120 Months	93	0	53	25	0	0	6	1	8
Prison and Alternatives	3	0	2	1	0	0	0	0	0

PROBATION

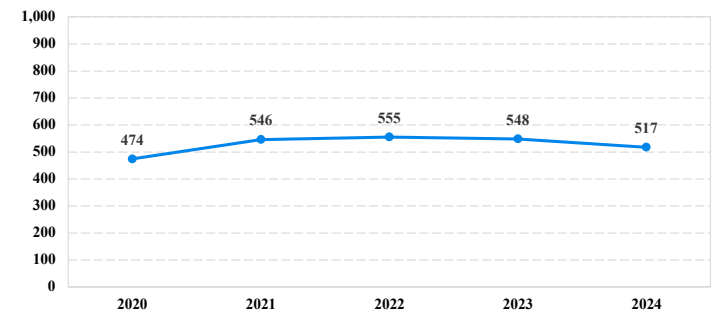
Total Receiving Probation	52	0	13	10	16	0	0	1	12
Probation Only	44	0	12	9	14	0	0	1	8
Probation and Alternatives	8	0	1	1	2	0	0	0	4

FINE ONLY	0	0	0	0	0	0	0	0	0
-----------	---	---	---	---	---	---	---	---	---

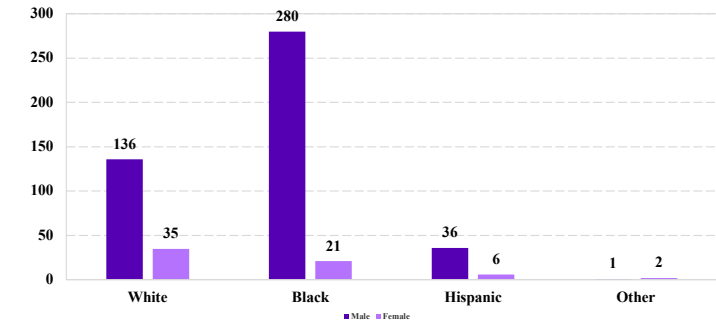
Cases with indeterminable sentence terms are excluded from the calculation of the Mean Sentence or Median Sentence category. Sentences greater than 470 months and probation were included in the sentence average computations as 470 months and zero months, respectively. Cases in the Total Receiving Imprisonment, Total Receiving Probation, and Fine Only categories total 100 percent of all cases. Cases missing information required for a specific analysis were excluded from that analysis. Descriptions of variables used in this analysis are provided in Appendix A.

SOURCE: U.S. Sentencing Commission, 2020 - 2024 Datafiles, USSCFY20 - USSCFY24.

Number of Sentenced Individuals Over Time



Race and Gender



Citizenship, Guilty Pleas, and Trials

