

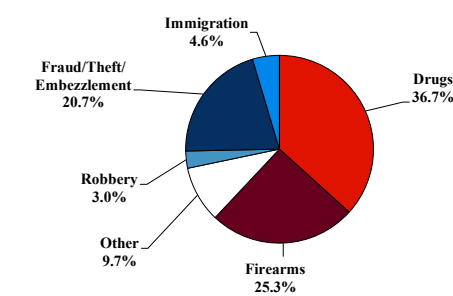
# District at a Glance

## Southern District of Alabama

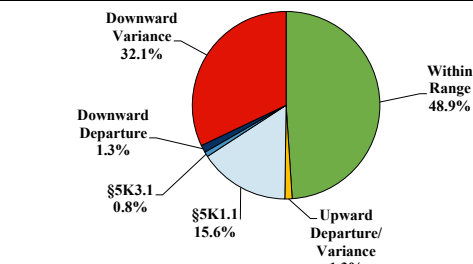
### Fiscal Year 2024



Type of Crime



Sentence Imposed Relative to the Guideline Range



SENTENCING INFORMATION BY TYPE OF CRIME

	TOTAL	Immigration	Drug Trafficking	Firearms	Fraud/Theft /Embezzle	Robbery	Child Porn	Money Laundering	All Other
	237	11	87	60	49	7	3	6	14
Mean Sentence (months)	67	6	110	39	28	138	169	23	60
Median Sentence (months)	48	4	87	31	18	121	180	5	22

IMPRISONMENT

Total Receiving Imprisonment	226	11	85	57	45	7	3	5	13
Prison Only	224	11	85	56	44	7	3	5	13
Up to 12 Months	35	8	2	2	16	0	0	3	4
13 to 60 Months	102	3	27	44	20	2	0	1	5
61 to 120 Months	56	0	33	9	8	1	1	1	3
Over 120 Months	31	0	23	1	0	4	2	0	1
Prison and Alternatives	2	0	0	1	1	0	0	0	0

PROBATION

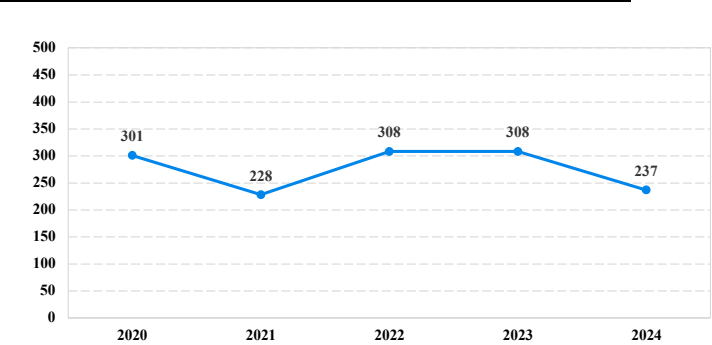
Total Receiving Probation	11	0	2	3	4	0	0	1	1
Probation Only	9	0	1	3	3	0	0	1	1
Probation and Alternatives	2	0	1	0	1	0	0	0	0

FINE ONLY	0	0	0	0	0	0	0	0	0
-----------	---	---	---	---	---	---	---	---	---

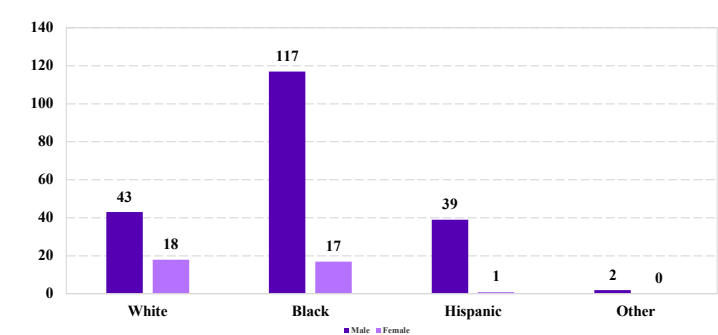
Cases with indeterminable sentence terms are excluded from the calculation of the Mean Sentence or Median Sentence category. Sentences greater than 470 months and probation were included in the sentence average computations as 470 months and zero months, respectively. Cases in the Total Receiving Imprisonment, Total Receiving Probation, and Fine Only categories total 100 percent of all cases. Cases missing information required for a specific analysis were excluded from that analysis. Descriptions of variables used in this analysis are provided in Appendix A.

SOURCE: U.S. Sentencing Commission, 2020 - 2024 Datafiles, USSCFY20 - USSCFY24.

Number of Sentenced Individuals Over Time



Race and Gender



Citizenship, Guilty Pleas, and Trials

