

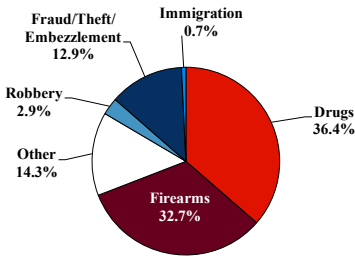
# District at a Glance

## Middle District of Alabama

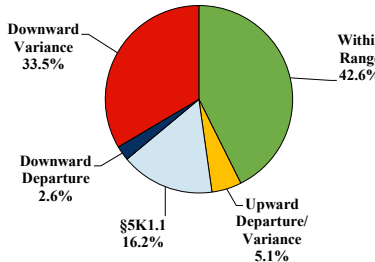
### Fiscal Year 2024



Type of Crime



Sentence Imposed Relative to the Guideline Range



SENTENCING INFORMATION BY TYPE OF CRIME

	TOTAL	Immigration	Drug Trafficking	Firearms	Fraud/Theft /Embezzle	Robbery	Child Porn	Money Laundering	All Other
	272	2	98	89	35	8	1	2	37
Mean Sentence (months)	81	--	115	57	23	167	--	--	91
Median Sentence (months)	60	--	96	46	12	144	--	--	29

IMPRISONMENT

Total Receiving Imprisonment	251	2	97	85	23	8	1	2	33
Prison Only	248	2	95	85	22	8	1	2	33
Up to 12 Months	23	1	6	2	4	0	0	0	10
13 to 60 Months	101	1	21	57	13	0	0	2	7
61 to 120 Months	68	0	31	20	5	3	1	0	8
Over 120 Months	56	0	37	6	0	5	0	0	8
Prison and Alternatives	3	0	2	0	1	0	0	0	0

PROBATION

Total Receiving Probation	21	0	1	4	12	0	0	0	4
Probation Only	18	0	0	3	12	0	0	0	3
Probation and Alternatives	3	0	1	1	0	0	0	0	1

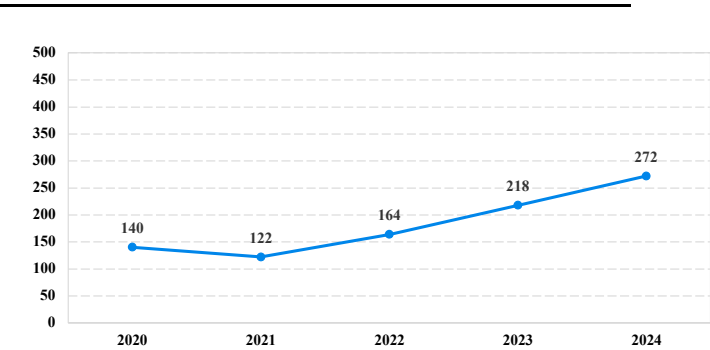
FINE ONLY

	0	0	0	0	0	0	0	0	0
--	---	---	---	---	---	---	---	---	---

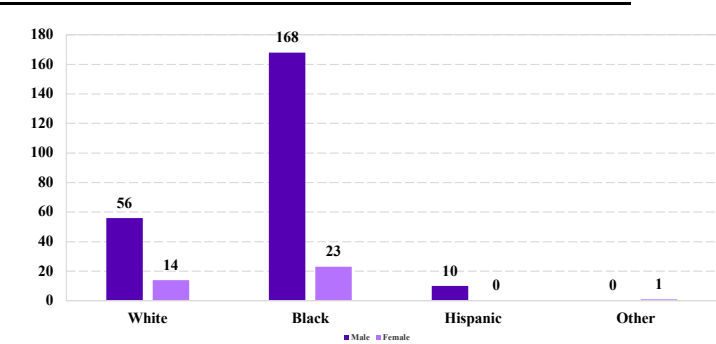
Cases with indeterminable sentence terms are excluded from the calculation of the Mean Sentence or Median Sentence category. Sentences greater than 470 months and probation were included in the sentence average computations as 470 months and zero months, respectively. Cases in the Total Receiving Imprisonment, Total Receiving Probation, and Fine Only categories total 100 percent of all cases. Cases missing information required for a specific analysis were excluded from that analysis. Descriptions of variables used in this analysis are provided in Appendix A.

SOURCE: U.S. Sentencing Commission, 2020 - 2024 Datafiles, USSCFY20 - USSCFY24.

Number of Sentenced Individuals Over Time



Race and Gender



Citizenship, Guilty Pleas, and Trials

