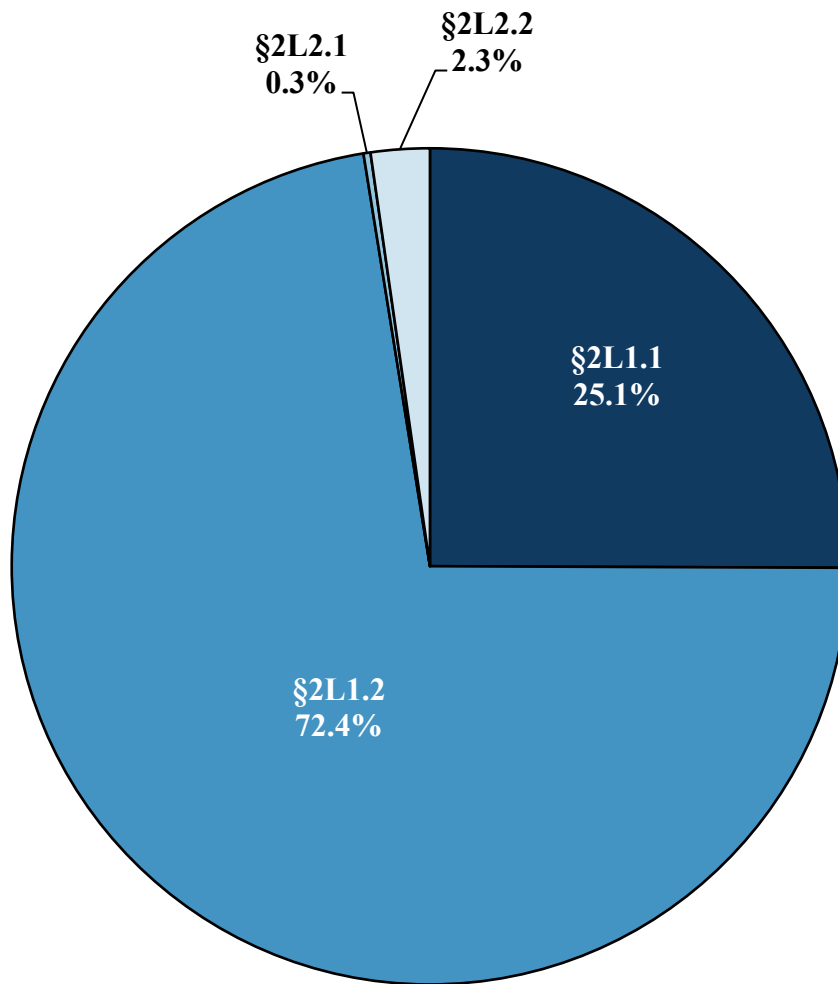


Figure I-1
DISTRIBUTION OF IMMIGRATION CASES
BY GUIDELINE¹
Fiscal Year 2024



¹ Of the 61,678 cases, in 17,336 the individual was sentenced under §§2L1.1 (Alien Smuggling), 2L1.2 (Unlawful Entering or Remaining in the United States), 2L2.1 (Trafficking in Immigration Documents, or Making False or Fraudulent Immigration Statements), or 2L2.2 (Acquiring Fraudulent Immigration Documents). Descriptions of variables used in this figure are provided in Appendix A.

SOURCE: U.S. Sentencing Commission, 2024 Datafile, USSCFY24.

Table I-1

RACE OF SENTENCED INDIVIDUALS IN IMMIGRATION CASES¹
Fiscal Year 2024

GUIDELINE	TOTAL	WHITE		BLACK		HISPANIC		OTHER	
		N	%	N	%	N	%	N	%
TOTAL	17,259	428	2.5	459	2.7	16,233	94.1	139	0.8
§2L1.1	4,344	340	7.8	372	8.6	3,524	81.1	108	2.5
§2L1.2	12,479	62	0.5	57	0.5	12,356	99.0	4	0.0
§2L2.1	46	7	15.2	7	15.2	17	37.0	15	32.6
§2L2.2	390	19	4.9	23	5.9	336	86.2	12	3.1

¹ Of the 61,678 cases, in 17,336 the individual was sentenced under §§2L1.1 (Alien Smuggling), 2L1.2 (Unlawful Entering or Remaining in the United States), 2L2.1 (Trafficking in Immigration Documents, or Making False or Fraudulent Immigration Statements), or 2L2.2 (Acquiring Fraudulent Immigration Documents). Of these 17,336 cases, 77 were excluded due to missing information on the individual's race. Descriptions of variables used in this table are provided in Appendix A.

SOURCE: U.S. Sentencing Commission, 2024 Datafile, USSCFY24.

Table I-2**GENDER OF SENTENCED INDIVIDUALS IN IMMIGRATION CASES¹**
Fiscal Year 2024

GUIDELINE	TOTAL	MALE		FEMALE	
		N	%	N	%
TOTAL	17,334	15,890	91.7	1,444	8.3
§2L1.1	4,345	3,389	78.0	956	22.0
§2L1.2	12,548	12,184	97.1	364	2.9
§2L2.1	47	38	80.9	9	19.1
§2L2.2	394	279	70.8	115	29.2

¹ Of the 61,678 cases, in 17,336 the individual was sentenced under §§2L1.1 (Alien Smuggling), 2L1.2 (Unlawful Entering or Remaining in the United States), 2L2.1 (Trafficking in Immigration Documents, or Making False or Fraudulent Immigration Statements), or 2L2.2 (Acquiring Fraudulent Immigration Documents). Of these 17,336 cases, two were excluded due to missing information on the individual's gender. Descriptions of variables used in this table are provided in Appendix A.

SOURCE: U.S. Sentencing Commission, 2024 Datafile, USSCFY24.

Table I-3

AGE OF SENTENCED INDIVIDUALS IN IMMIGRATION CASES¹
Fiscal Year 2024

GUIDELINE	TOTAL	Under 21		21 to 25		26 to 30		31 to 35		36 to 40		41 to 50		51 to 60		Over 60	
		N	%	N	%	N	%	N	%	N	%	N	%	N	%	N	%
TOTAL	17,336	595	3.4	1,916	11.1	2,394	13.8	3,020	17.4	3,110	17.9	4,425	25.5	1,583	9.1	293	1.7
§2L1.1	4,345	399	9.2	998	23.0	787	18.1	674	15.5	485	11.2	673	15.5	264	6.1	65	1.5
§2L1.2	12,550	161	1.3	853	6.8	1,560	12.4	2,281	18.2	2,575	20.5	3,651	29.1	1,266	10.1	203	1.6
§2L2.1	47	0	0.0	1	2.1	4	8.5	8	17.0	4	8.5	16	34.0	8	17.0	6	12.8
§2L2.2	394	35	8.9	64	16.2	43	10.9	57	14.5	46	11.7	85	21.6	45	11.4	19	4.8

¹ Of the 61,678 cases, in 17,336 the individual was sentenced under §2L1.1 (Alien Smuggling), 2L1.2 (Unlawful Entering or Remaining in the United States), 2L2.1 (Trafficking in Immigration Documents, or Making False or Fraudulent Immigration Statements), or 2L2.2 (Acquiring Fraudulent Immigration Documents). Descriptions of variables used in this table are provided in Appendix A.

SOURCE: U.S. Sentencing Commission, 2024 Datafile, USSCFY24.

Table I-4

CITIZENSHIP OF SENTENCED INDIVIDUALS IN IMMIGRATION CASES¹
Fiscal Year 2024

GUIDELINE	TOTAL	U.S. CITIZEN		NON-U.S. CITIZEN		Resident/ Legal Alien	Illegal Alien	Extradited Alien	Alien Status Unknown
		N	%	N	%	N	N	N	N
TOTAL	17,335	2,861	16.5	14,474	83.5	280	14,143	2	49
§2L1.1	4,345	2,813	64.7	1,532	35.3	232	1,268	2	30
§2L1.2	12,549	0	0.0	12,549	100.0	22	12,517	0	10
§2L2.1	47	20	42.6	27	57.4	9	15	0	3
§2L2.2	394	28	7.1	366	92.9	17	343	0	6

¹ Of the 61,678 cases, in 17,336 the individual was sentenced under §§2L1.1 (Alien Smuggling), 2L1.2 (Unlawful Entering or Remaining in the United States), 2L2.1 (Trafficking in Immigration Documents, or Making False or Fraudulent Immigration Statements), or 2L2.2 (Acquiring Fraudulent Immigration Documents). Of these 17,336 cases, one was excluded due to missing information on the individual's citizenship status. Descriptions of variables used in this table are provided in Appendix A.

SOURCE: U.S. Sentencing Commission, 2024 Datafile, USSCFY24.

Table I-5

**CRIMINAL HISTORY CATEGORY AND CITIZENSHIP OF SENTENCED INDIVIDUALS
IN IMMIGRATION CASES¹
Fiscal Year 2024**

CHC		Total		§2L1.1		§2L1.2		§2L2.1		§2L2.2	
		N	%	N	%	N	%	N	%	N	%
I	Total	7,779	100.0	3,130	100.0	4,257	100.0	40	100.0	352	100.0
	U.S. Citizen	1,801	23.2	1,767	56.5	0	0.0	13	32.5	21	6.0
	Non-U.S. Citizen	5,978	76.8	1,363	43.5	4,257	100.0	27	67.5	331	94.0
II	Total	4,305	100.0	464	100.0	3,818	100.0	3	100.0	20	100.0
	U.S. Citizen	370	8.6	364	78.4	0	0.0	3	100.0	3	15.0
	Non-U.S. Citizen	3,935	91.4	100	21.6	3,818	100.0	0	0.0	17	85.0
III	Total	3,126	100.0	357	100.0	2,756	100.0	0	100.0	13	100.0
	U.S. Citizen	317	10.1	315	88.2	0	0.0	0	--	2	15.4
	Non-U.S. Citizen	2,809	89.9	42	11.8	2,756	100.0	0	--	11	84.6
IV	Total	1,151	100.0	167	100.0	980	100.0	3	100.0	1	100.0
	U.S. Citizen	160	13.9	157	94.0	0	0.0	3	100.0	0	0.0
	Non-U.S. Citizen	991	86.1	10	6.0	980	100.0	0	0.0	1	100.0
V	Total	620	100.0	117	100.0	501	100.0	0	100.0	2	100.0
	U.S. Citizen	107	17.3	107	91.5	0	0.0	0	--	0	0.0
	Non-U.S. Citizen	513	82.7	10	8.5	501	100.0	0	--	2	100.0
VI	Total	354	100.0	110	100.0	237	100.0	1	100.0	6	100.0
	U.S. Citizen	106	29.9	103	93.6	0	0.0	1	100.0	2	33.3
	Non-U.S. Citizen	248	70.1	7	6.4	237	100.0	0	0.0	4	66.7

¹ Of the 61,678 cases, in 17,336 the individual was sentenced under §2L1.1 (Alien Smuggling), 2L1.2 (Unlawful Entering or Remaining in the United States), 2L2.1 (Trafficking in Immigration Documents, or Making False or Fraudulent Immigration Statements), or 2L2.2 (Acquiring Fraudulent Immigration Documents). Of these 17,336 cases, one was excluded due to missing information on the individual's citizenship status. Descriptions of variables used in this table are provided in Appendix A.

SOURCE: U.S. Sentencing Commission, 2024 Datafile, USSCFY24.

Table I-6

EDUCATION OF SENTENCED INDIVIDUALS IN IMMIGRATION CASES¹
Fiscal Year 2024

GUIDELINE	TOTAL	LESS THAN HIGH SCHOOL GRADUATE		HIGH SCHOOL GRADUATE		SOME COLLEGE		COLLEGE GRADUATE	
		N	%	N	%	N	%	N	%
TOTAL	16,744	12,310	73.5	3,088	18.4	1,104	6.6	242	1.4
§2L1.1	4,326	2,186	50.5	1,372	31.7	659	15.2	109	2.5
§2L1.2	11,987	9,895	82.5	1,621	13.5	383	3.2	88	0.7
§2L2.1	45	11	24.4	10	22.2	11	24.4	13	28.9
§2L2.2	386	218	56.5	85	22.0	51	13.2	32	8.3

¹ Of the 61,678 cases, in 17,336 the individual was sentenced under §§2L1.1 (Alien Smuggling), 2L1.2 (Unlawful Entering or Remaining in the United States), 2L2.1 (Trafficking in Immigration Documents, or Making False or Fraudulent Immigration Statements), or 2L2.2 (Acquiring Fraudulent Immigration Documents). Of these 17,336 cases, 592 were excluded due to missing information on the individual's education. Descriptions of variables used in this table are provided in Appendix A.

SOURCE: U.S. Sentencing Commission, 2024 Datafile, USSCFY24.

Table I-7

SENTENCE IMPOSED RELATIVE TO THE GUIDELINE RANGE FOR IMMIGRATION CASES¹
Fiscal Year 2024

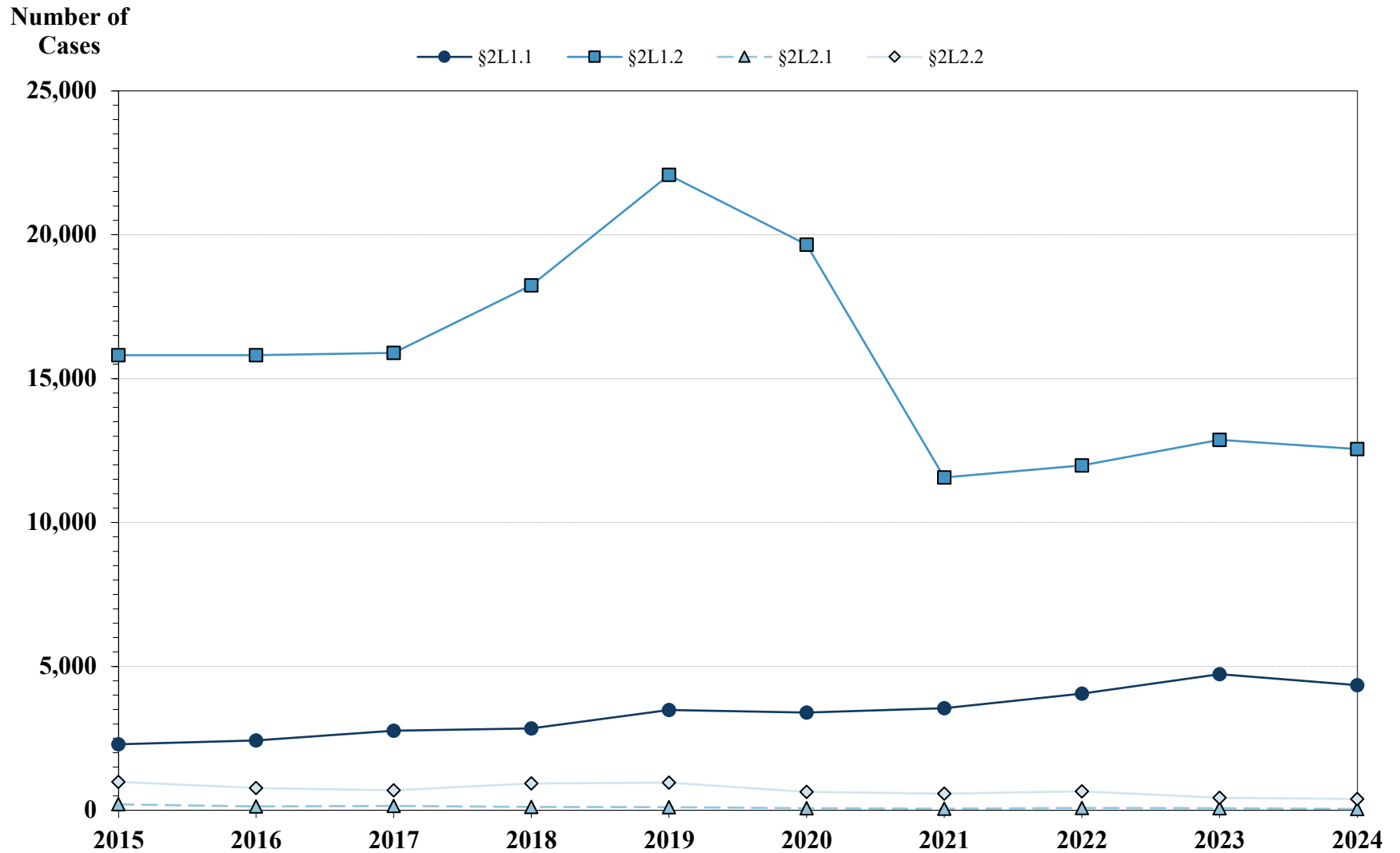
GUIDELINE	TOTAL	WITHIN GUIDELINE RANGE		DEPARTURE								VARIANCE	
				UPWARD		\$5K1.1		\$5K3.1		DOWNWARD			
		N	%	N	%	N	%	N	%	N	%	N	%
TOTAL	17,334	10,758	62.1	44	0.3	161	0.9	3,207	18.5	576	3.3	2,588	14.9
§2L1.1	4,345	2,281	52.5	11	0.3	119	2.7	1,123	25.8	100	2.3	711	16.4
§2L1.2	12,548	8,164	65.1	30	0.2	28	0.2	2,084	16.6	472	3.8	1,770	14.1
§2L2.1	47	16	34.0	0	0.0	13	27.7	0	0.0	2	4.3	16	34.0
§2L2.2	394	297	75.4	3	0.8	1	0.3	0	0.0	2	0.5	91	23.1

¹ Of the 61,678 cases, in 17,336 the individual was sentenced under §§2L1.1 (Alien Smuggling), 2L1.2 (Unlawful Entering or Remaining in the United States), 2L2.1 (Trafficking in Immigration Documents, or Making False or Fraudulent Immigration Statements), or 2L2.2 (Acquiring Fraudulent Immigration Documents). Of these 17,336 cases, two were excluded because information was missing from the submitted documents that prevented the comparison of the sentence and the guideline range. Descriptions of variables used in this table are provided in Appendix A.

SOURCE: U.S. Sentencing Commission, 2024 Datafile, USSCFY24.

Figure I-2

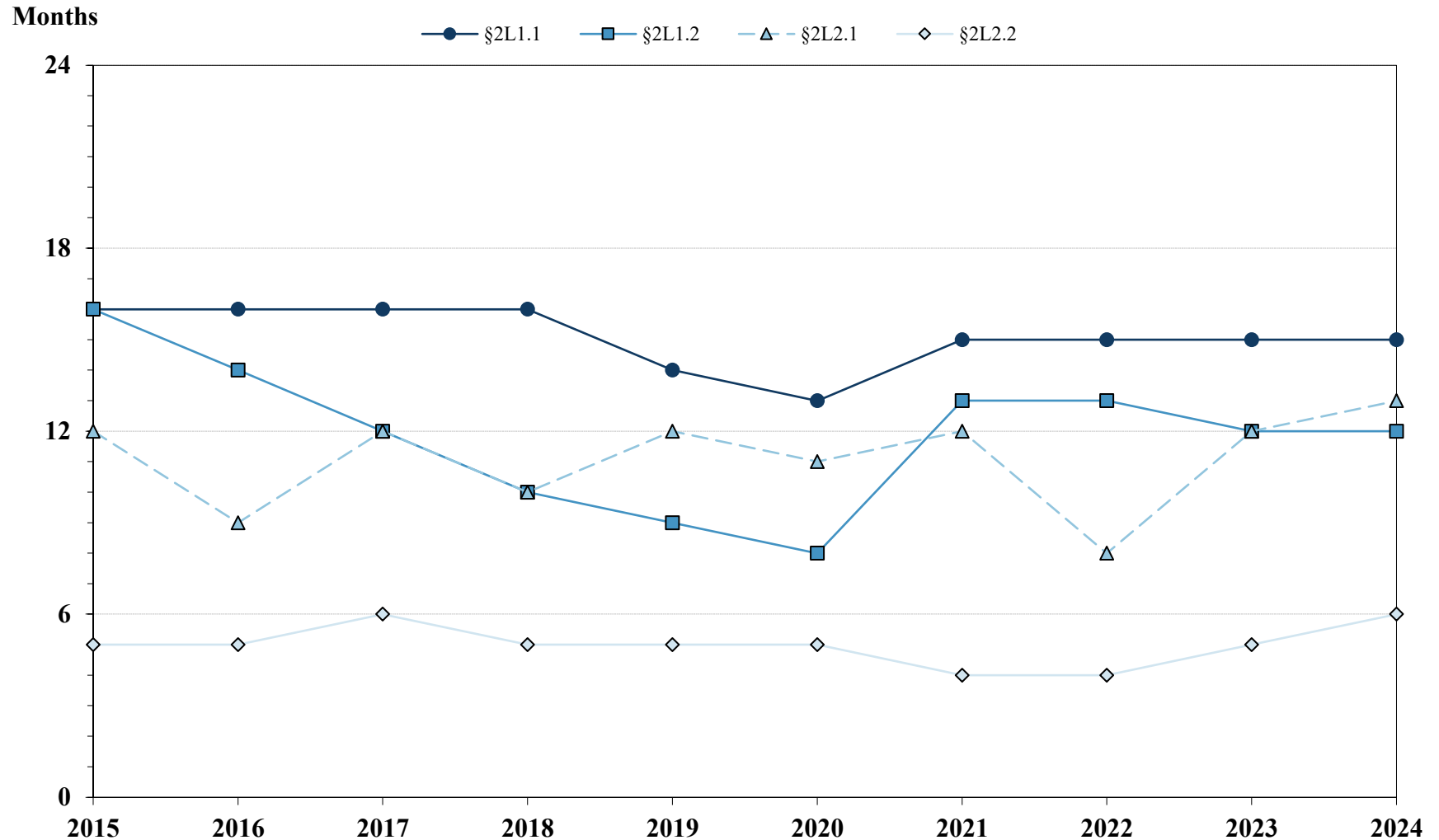
NUMBER OF IMMIGRATION CASES OVER TIME¹
Fiscal Years 2015 - 2024



¹ Only individuals sentenced under §§2L1.1 (Alien Smuggling), 2L1.2 (Unlawful Entering or Remaining in the United States), 2L2.1 (Trafficking in Immigration Documents, or Making False or Fraudulent Immigration Statements), or 2L2.2 (Acquiring Fraudulent Immigration Documents) are depicted in this figure. Descriptions of variables used in this figure are provided in Appendix A.

Figure I-3

SENTENCE LENGTH IN IMMIGRATION CASES OVER TIME¹
Fiscal Years 2015 - 2024



¹ Only individuals sentenced under §§2L1.1 (Alien Smuggling), 2L1.2 (Unlawful Entering or Remaining in the United States), 2L2.1 (Trafficking in Immigration Documents, or Making False or Fraudulent Immigration Statements), or 2L2.2 (Acquiring Fraudulent Immigration Documents) are depicted in this figure. Sentences of 470 months or greater (including life) and probation were included in the sentence average computations as 470 months and zero months, respectively. The information in this figure includes conditions of confinement as described in USSG §5C1.1. Cases missing sentencing information were also excluded. Descriptions of variables used in this figure are provided in Appendix A.