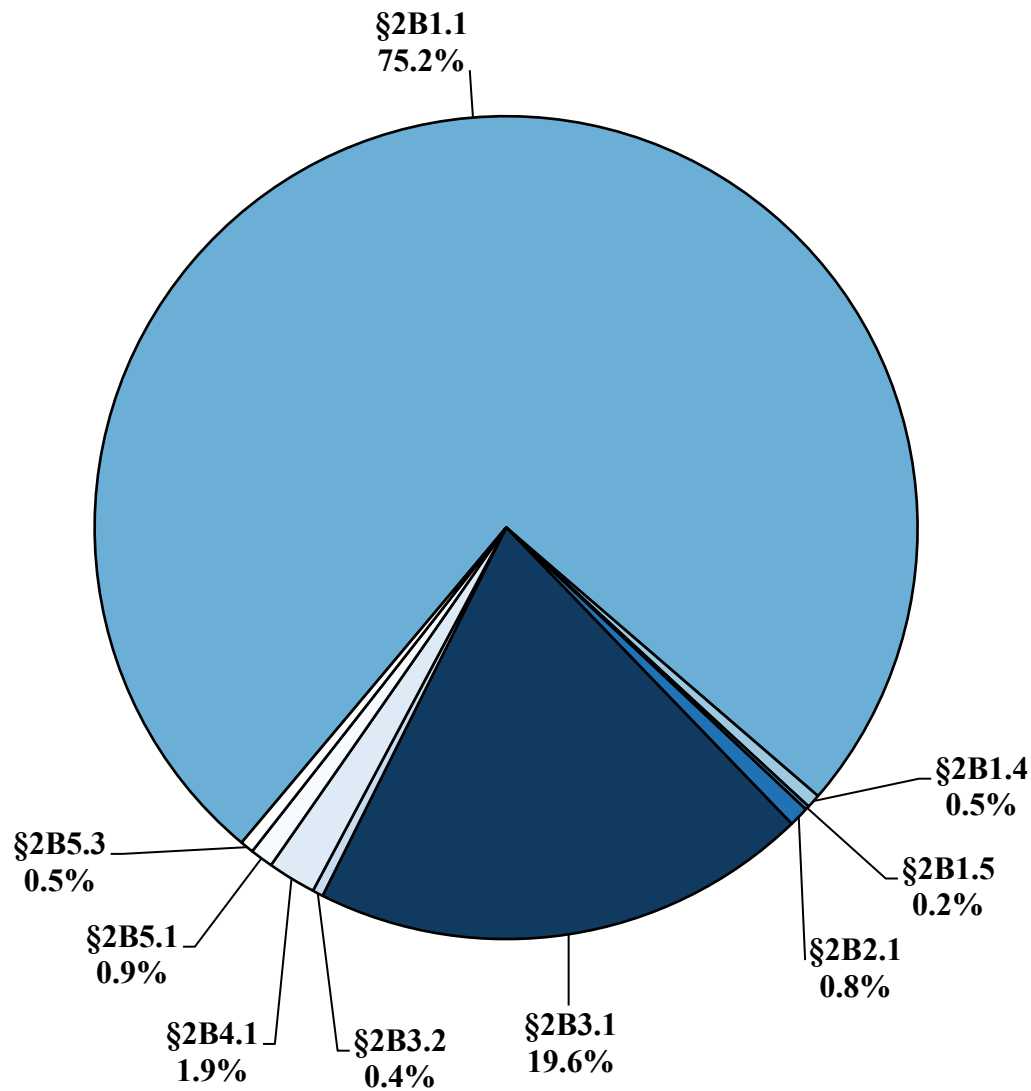


Figure E-1

**DISTRIBUTION OF ECONOMIC OFFENSE CASES
BY GUIDELINE¹
Fiscal Year 2024**



¹ Of the 61,678 cases, in 6,781 the individual was sentenced under USSG Chapter Two, Part B (Basic Economic Offenses). Of these, 6,669 individuals were sentenced under §§2B1.1 (Theft, Property Destruction, and Fraud Offenses), 2B1.4 (Insider Trading), 2B1.5 (Cultural Heritage Resources), 2B2.1 (Burglary), 2B3.1 (Robbery), 2B3.2 (Extortion), 2B4.1 (Bribery), 2B5.1 (Counterfeiting), or 2B5.3 (Copyright). Descriptions of variables used in this figure are provided in Appendix A.

SOURCE: U.S. Sentencing Commission, 2024 Datafile, USSCFY24.

Table E-1

RACE OF SENTENCED INDIVIDUALS IN ECONOMIC OFFENSE CASES¹
Fiscal Year 2024

| GUIDELINE | TOTAL | WHITE | | BLACK | | HISPANIC | | OTHER | |
|---------------|--------------|--------------|-------------|--------------|-------------|--------------|-------------|------------|------------|
| | | N | % | N | % | N | % | N | % |
| TOTAL | 6,649 | 2,310 | 34.7 | 2,808 | 42.2 | 1,070 | 16.1 | 461 | 6.9 |
| §2B1.1 | 4,998 | 1,929 | 38.6 | 1,927 | 38.6 | 806 | 16.1 | 336 | 6.7 |
| §2B1.4 | 36 | 22 | 61.1 | 0 | 0.0 | 2 | 5.6 | 12 | 33.3 |
| §2B1.5 | 10 | 10 | 100.0 | 0 | 0.0 | 0 | 0.0 | 0 | 0.0 |
| §2B2.1 | 52 | 11 | 21.2 | 15 | 28.8 | 6 | 11.5 | 20 | 38.5 |
| §2B3.1 | 1,304 | 214 | 16.4 | 816 | 62.6 | 220 | 16.9 | 54 | 4.1 |
| §2B3.2 | 28 | 16 | 57.1 | 5 | 17.9 | 6 | 21.4 | 1 | 3.6 |
| §2B4.1 | 126 | 75 | 59.5 | 13 | 10.3 | 20 | 15.9 | 18 | 14.3 |
| §2B5.1 | 60 | 24 | 40.0 | 28 | 46.7 | 8 | 13.3 | 0 | 0.0 |
| §2B5.3 | 35 | 9 | 25.7 | 4 | 11.4 | 2 | 5.7 | 20 | 57.1 |

¹ Of the 61,678 cases, in 6,781 the individual was sentenced under USSG Chapter Two, Part B (Basic Economic Offenses). Of these, 6,669 individuals were sentenced under §§2B1.1 (Theft, Property Destruction, and Fraud Offenses), 2B1.4 (Insider Trading), 2B1.5 (Cultural Heritage Resources), 2B2.1 (Burglary), 2B3.1 (Robbery), 2B3.2 (Extortion), 2B4.1 (Bribery), 2B5.1 (Counterfeiting), or 2B5.3 (Copyright). Of these 6,669 cases, 20 were excluded due to missing information on the individual's race. Descriptions of variables used in this table are provided in Appendix A.

SOURCE: U.S. Sentencing Commission, 2024 Datafile, USSCFY24.

Table E-2

GENDER OF SENTENCED INDIVIDUALS IN ECONOMIC OFFENSE CASES¹
Fiscal Year 2024

| GUIDELINE | TOTAL | MALE | | FEMALE | |
|---------------|--------------|--------------|-------------|--------------|-------------|
| | | N | % | N | % |
| TOTAL | 6,669 | 5,032 | 75.5 | 1,637 | 24.5 |
| §2B1.1 | 5,015 | 3,526 | 70.3 | 1,489 | 29.7 |
| §2B1.4 | 36 | 35 | 97.2 | 1 | 2.8 |
| §2B1.5 | 11 | 10 | 90.9 | 1 | 9.1 |
| §2B2.1 | 52 | 46 | 88.5 | 6 | 11.5 |
| §2B3.1 | 1,305 | 1,227 | 94.0 | 78 | 6.0 |
| §2B3.2 | 28 | 27 | 96.4 | 1 | 3.6 |
| §2B4.1 | 127 | 91 | 71.7 | 36 | 28.3 |
| §2B5.1 | 60 | 46 | 76.7 | 14 | 23.3 |
| §2B5.3 | 35 | 24 | 68.6 | 11 | 31.4 |

¹ Of the 61,678 cases, in 6,781 the individual was sentenced under USSG Chapter Two, Part B (Basic Economic Offenses). Of these, 6,669 individuals were sentenced under §§2B1.1 (Theft, Property Destruction, and Fraud Offenses), 2B1.4 (Insider Trading), 2B1.5 (Cultural Heritage Resources), 2B2.1 (Burglary), 2B3.1 (Robbery), 2B3.2 (Extortion), 2B4.1 (Bribery), 2B5.1 (Counterfeiting), or 2B5.3 (Copyright). Descriptions of variables used in this table are provided in Appendix A.

SOURCE: U.S. Sentencing Commission, 2024 Datafile, USSCFY24.

Table E-3

AGE OF SENTENCED INDIVIDUALS IN ECONOMIC OFFENSE CASES¹
Fiscal Year 2024

| GUIDELINE | TOTAL | Under 21 | | 21 to 25 | | 26 to 30 | | 31 to 35 | | 36 to 40 | | 41 to 50 | | 51 to 60 | | Over 60 | |
|---------------|--------------|------------|------------|------------|-------------|------------|-------------|------------|-------------|------------|-------------|--------------|-------------|--------------|-------------|------------|------------|
| | | N | % | N | % | N | % | N | % | N | % | N | % | N | % | N | % |
| TOTAL | 6,669 | 121 | 1.8 | 702 | 10.5 | 827 | 12.4 | 970 | 14.5 | 885 | 13.3 | 1,443 | 21.6 | 1,091 | 16.4 | 630 | 9.4 |
| §2B1.1 | 5,015 | 37 | 0.7 | 345 | 6.9 | 557 | 11.1 | 690 | 13.8 | 696 | 13.9 | 1,202 | 24.0 | 946 | 18.9 | 542 | 10.8 |
| §2B1.4 | 36 | 0 | 0.0 | 0 | 0.0 | 2 | 5.6 | 3 | 8.3 | 7 | 19.4 | 14 | 38.9 | 6 | 16.7 | 4 | 11.1 |
| §2B1.5 | 11 | 0 | 0.0 | 0 | 0.0 | 0 | 0.0 | 1 | 9.1 | 1 | 9.1 | 5 | 45.5 | 3 | 27.3 | 1 | 9.1 |
| §2B2.1 | 52 | 0 | 0.0 | 11 | 21.2 | 9 | 17.3 | 14 | 26.9 | 8 | 15.4 | 7 | 13.5 | 3 | 5.8 | 0 | 0.0 |
| §2B3.1 | 1,305 | 83 | 6.4 | 336 | 25.7 | 245 | 18.8 | 231 | 17.7 | 135 | 10.3 | 151 | 11.6 | 76 | 5.8 | 48 | 3.7 |
| §2B3.2 | 28 | 0 | 0.0 | 3 | 10.7 | 2 | 7.1 | 6 | 21.4 | 3 | 10.7 | 7 | 25.0 | 5 | 17.9 | 2 | 7.1 |
| §2B4.1 | 127 | 0 | 0.0 | 0 | 0.0 | 3 | 2.4 | 13 | 10.2 | 10 | 7.9 | 37 | 29.1 | 39 | 30.7 | 25 | 19.7 |
| §2B5.1 | 60 | 1 | 1.7 | 7 | 11.7 | 8 | 13.3 | 8 | 13.3 | 15 | 25.0 | 13 | 21.7 | 6 | 10.0 | 2 | 3.3 |
| §2B5.3 | 35 | 0 | 0.0 | 0 | 0.0 | 1 | 2.9 | 4 | 11.4 | 10 | 28.6 | 7 | 20.0 | 7 | 20.0 | 6 | 17.1 |

¹ Of the 61,678 cases, in 6,781 the individual was sentenced under USSG Chapter Two, Part B (Basic Economic Offenses). Of these, 6,669 individuals were sentenced under §§2B1.1 (Theft, Property Destruction, and Fraud Offenses), 2B1.4 (Insider Trading), 2B1.5 (Cultural Heritage Resources), 2B2.1 (Burglary), 2B3.1 (Robbery), 2B3.2 (Extortion), 2B4.1 (Bribery), 2B5.1 (Counterfeiting), or 2B5.3 (Copyright). Descriptions of variables used in this table are provided in Appendix A.

SOURCE: U.S. Sentencing Commission, 2024 Datafile, USSCFY24.

Table E-4

CITIZENSHIP OF SENTENCED INDIVIDUALS IN ECONOMIC OFFENSE CASES¹
Fiscal Year 2024

| GUIDELINE | TOTAL | U.S. CITIZEN | | NON-U.S. CITIZEN | |
|---------------|--------------|--------------|-------------|------------------|-------------|
| | | N | % | N | % |
| TOTAL | 6,663 | 5,986 | 89.8 | 677 | 10.2 |
| §2B1.1 | 5,010 | 4,417 | 88.2 | 593 | 11.8 |
| §2B1.4 | 36 | 29 | 80.6 | 7 | 19.4 |
| §2B1.5 | 10 | 10 | 100.0 | 0 | 0.0 |
| §2B2.1 | 52 | 50 | 96.2 | 2 | 3.8 |
| §2B3.1 | 1,305 | 1,253 | 96.0 | 52 | 4.0 |
| §2B3.2 | 28 | 22 | 78.6 | 6 | 21.4 |
| §2B4.1 | 127 | 120 | 94.5 | 7 | 5.5 |
| §2B5.1 | 60 | 57 | 95.0 | 3 | 5.0 |
| §2B5.3 | 35 | 28 | 80.0 | 7 | 20.0 |

¹ Of the 61,678 cases, in 6,781 the individual was sentenced under USSG Chapter Two, Part B (Basic Economic Offenses). Of these, 6,669 individuals were sentenced under §§2B1.1 (Theft, Property Destruction, and Fraud Offenses), 2B1.4 (Insider Trading), 2B1.5 (Cultural Heritage Resources), 2B2.1 (Burglary), 2B3.1 (Robbery), 2B3.2 (Extortion), 2B4.1 (Bribery), 2B5.1 (Counterfeiting), or 2B5.3 (Copyright). Of these 6,669 cases, six were excluded due to missing information on the individual's citizenship status. Descriptions of variables used in this table are provided in Appendix A.

SOURCE: U.S. Sentencing Commission, 2024 Datafile, USSCFY24.

Table E-5

EDUCATION OF SENTENCED INDIVIDUALS IN ECONOMIC OFFENSE CASES¹
Fiscal Year 2024

| GUIDELINE | TOTAL | LESS THAN HIGH SCHOOL GRADUATE | | HIGH SCHOOL GRADUATE | | SOME COLLEGE | | COLLEGE GRADUATE | |
|---------------|--------------|--------------------------------------|-------------|----------------------------|-------------|-----------------|-------------|---------------------|-------------|
| | | N | % | N | % | N | % | N | % |
| TOTAL | 6,639 | 1,169 | 17.6 | 2,045 | 30.8 | 2,059 | 31.0 | 1,366 | 20.6 |
| §2B1.1 | 4,988 | 632 | 12.7 | 1,384 | 27.7 | 1,764 | 35.4 | 1,208 | 24.2 |
| §2B1.4 | 36 | 0 | 0.0 | 1 | 2.8 | 4 | 11.1 | 31 | 86.1 |
| §2B1.5 | 10 | 2 | 20.0 | 3 | 30.0 | 3 | 30.0 | 2 | 20.0 |
| §2B2.1 | 52 | 27 | 51.9 | 18 | 34.6 | 5 | 9.6 | 2 | 3.8 |
| §2B3.1 | 1,303 | 471 | 36.1 | 582 | 44.7 | 217 | 16.7 | 33 | 2.5 |
| §2B3.2 | 28 | 7 | 25.0 | 12 | 42.9 | 4 | 14.3 | 5 | 17.9 |
| §2B4.1 | 127 | 4 | 3.1 | 13 | 10.2 | 37 | 29.1 | 73 | 57.5 |
| §2B5.1 | 60 | 19 | 31.7 | 23 | 38.3 | 16 | 26.7 | 2 | 3.3 |
| §2B5.3 | 35 | 7 | 20.0 | 9 | 25.7 | 9 | 25.7 | 10 | 28.6 |

¹ Of the 61,678 cases, in 6,781 the individual was sentenced under USSG Chapter Two, Part B (Basic Economic Offenses). Of these, 6,669 individuals were sentenced under §§2B1.1 (Theft, Property Destruction, and Fraud Offenses), 2B1.4 (Insider Trading), 2B1.5 (Cultural Heritage Resources), 2B2.1 (Burglary), 2B3.1 (Robbery), 2B3.2 (Extortion), 2B4.1 (Bribery), 2B5.1 (Counterfeiting), or 2B5.3 (Copyright). Of these 6,669 cases, 30 were excluded due to missing information on the individual's education. Descriptions of variables used in this table are provided in Appendix A.

SOURCE: U.S. Sentencing Commission, 2024 Datafile, USSCFY24.

Table E-6

LOSS AMOUNT IN ECONOMIC OFFENSE CASES¹
Fiscal Year 2024

| GUIDELINE | TOTAL | NO GUIDELINE INCREASE FOR LOSS AMOUNT ² | | GUIDELINE INCREASE FOR LOSS AMOUNT | | AMOUNT OF LOSS ³ | | |
|---------------|--------------|--|-------------|--|-------------|-----------------------------|--------------------|------------------|
| | | N | % | N | % | N | Mean | Median |
| TOTAL | 6,585 | 1,661 | 25.2 | 4,924 | 74.8 | 5,183 | \$2,606,782 | \$138,894 |
| §2B1.1 | 4,950 | 545 | 11.0 | 4,405 | 89.0 | 4,049 | \$3,066,134 | \$210,410 |
| §2B1.4 | 36 | 0 | 0.0 | 36 | 100.0 | 29 | \$869,583 | \$548,601 |
| §2B1.5 | 10 | 3 | 30.0 | 7 | 70.0 | 1 | . | . |
| §2B2.1 | 52 | 29 | 55.8 | 23 | 44.2 | 38 | \$30,364 | \$3,969 |
| §2B3.1 | 1,291 | 1,061 | 82.2 | 230 | 17.8 | 870 | \$84,971 | \$2,115 |
| §2B3.2 | 28 | 7 | 25.0 | 21 | 75.0 | 17 | \$2,457,835 | \$250,000 |
| §2B4.1 | 124 | 0 | 0.0 | 124 | 100.0 | 110 | \$7,359,739 | \$1,022,875 |
| §2B5.1 | 60 | 16 | 26.7 | 44 | 73.3 | 46 | \$21,261 | \$7,285 |
| §2B5.3 | 34 | 0 | 0.0 | 34 | 100.0 | 23 | \$6,197,459 | \$751,599 |

¹ Of the 61,678 cases, in 6,781 the individual was sentenced under USSG Chapter Two, Part B (Basic Economic Offenses). Of these, 6,669 individuals were sentenced under §§2B1.1 (Theft, Property Destruction, and Fraud Offenses), 2B1.4 (Insider Trading), 2B1.5 (Cultural Heritage Resources), 2B2.1 (Burglary), 2B3.1 (Robbery), 2B3.2 (Extortion), 2B4.1 (Bribery), 2B5.1 (Counterfeiting), or 2B5.3 (Copyright). Of these, the Commission received complete guideline application information for 6,585 cases. In 4,924 cases the guideline range was enhanced due to the amount of loss involved in the case. Descriptions of variables used in this table are provided in Appendix A.

² A loss may exist in cases where there was no guideline increase for loss amount and those amounts are included in the amount of loss columns.

³ Cases in which an exact loss amount was not reported were excluded from the amount of loss computation.

Table E-7

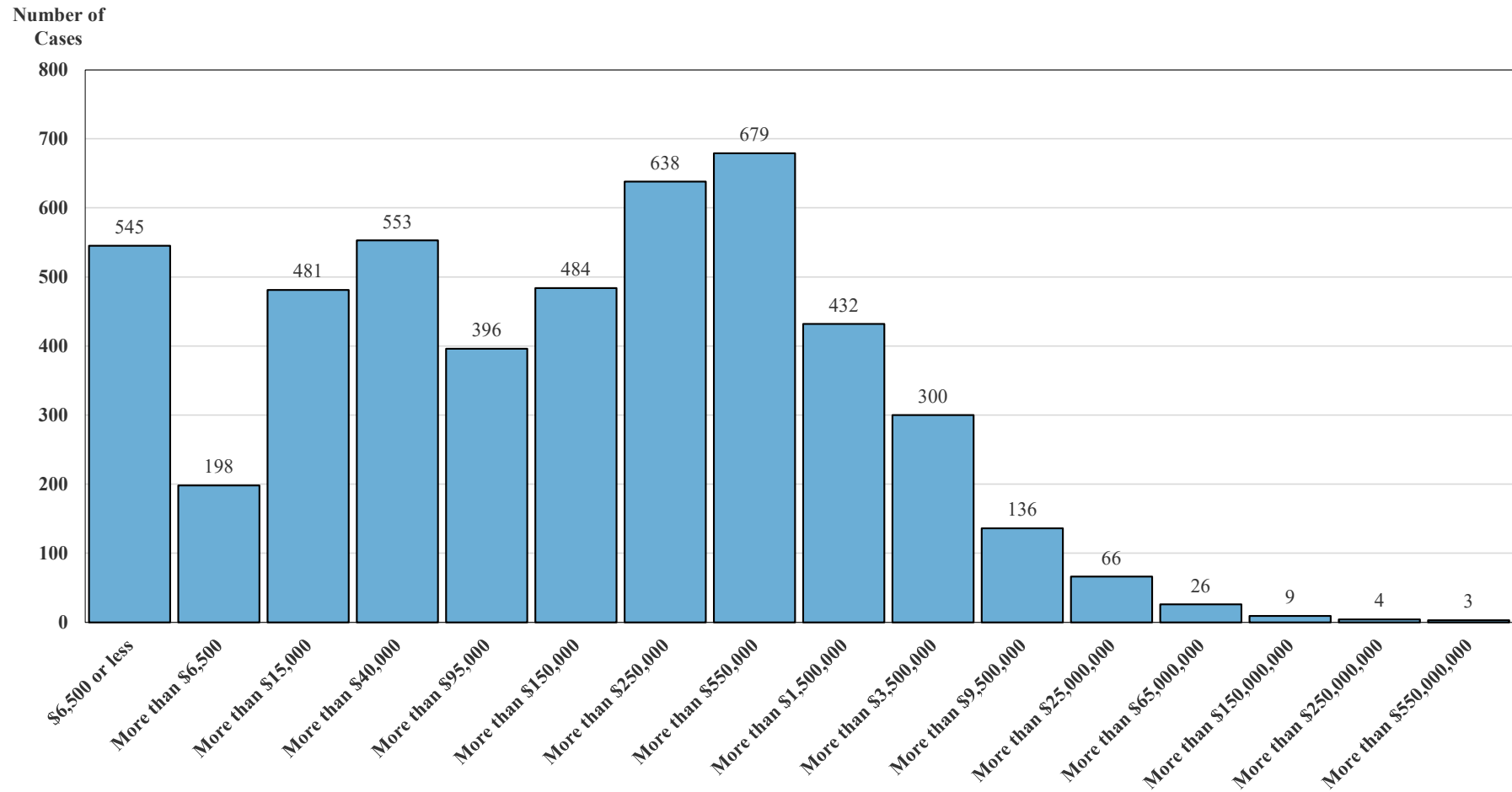
SENTENCE IMPOSED RELATIVE TO THE GUIDELINE RANGE FOR ECONOMIC OFFENSE CASES¹
Fiscal Year 2024

| GUIDELINE | TOTAL | WITHIN GUIDELINE RANGE | | DEPARTURE | | | | | | | | VARIANCE | |
|---------------|--------------|------------------------------|-------------|-----------|------------|------------|-------------|----------|------------|------------|------------|--------------|-------------|
| | | N | % | UPWARD | | \$5K1.1 | | \$5K3.1 | | DOWNWARD | | N | % |
| | | | | N | % | N | % | N | % | N | % | | |
| TOTAL | 6,666 | 2,679 | 40.2 | 36 | 0.5 | 942 | 14.1 | 8 | 0.1 | 243 | 3.6 | 2,758 | 41.4 |
| §2B1.1 | 5,013 | 2,074 | 41.4 | 16 | 0.3 | 729 | 14.5 | 6 | 0.1 | 186 | 3.7 | 2,002 | 39.9 |
| §2B1.4 | 36 | 6 | 16.7 | 0 | 0.0 | 5 | 13.9 | 0 | 0.0 | 0 | 0.0 | 25 | 69.4 |
| §2B1.5 | 11 | 2 | 18.2 | 0 | 0.0 | 1 | 9.1 | 0 | 0.0 | 1 | 9.1 | 7 | 63.6 |
| §2B2.1 | 52 | 25 | 48.1 | 4 | 7.7 | 1 | 1.9 | 1 | 1.9 | 1 | 1.9 | 20 | 38.5 |
| §2B3.1 | 1,304 | 519 | 39.8 | 16 | 1.2 | 130 | 10.0 | 1 | 0.1 | 46 | 3.5 | 592 | 45.4 |
| §2B3.2 | 28 | 8 | 28.6 | 0 | 0.0 | 7 | 25.0 | 0 | 0.0 | 1 | 3.6 | 12 | 42.9 |
| §2B4.1 | 127 | 9 | 7.1 | 0 | 0.0 | 61 | 48.0 | 0 | 0.0 | 3 | 2.4 | 54 | 42.5 |
| §2B5.1 | 60 | 31 | 51.7 | 0 | 0.0 | 3 | 5.0 | 0 | 0.0 | 2 | 3.3 | 24 | 40.0 |
| §2B5.3 | 35 | 5 | 14.3 | 0 | 0.0 | 5 | 14.3 | 0 | 0.0 | 3 | 8.6 | 22 | 62.9 |

¹ Of the 61,678 cases, in 6,781 the individual was sentenced under USSG Chapter Two, Part B (Basic Economic Offenses). Of these, 6,669 individuals were sentenced under §§2B1.1 (Theft, Property Destruction, and Fraud Offenses), 2B1.4 (Insider Trading), 2B1.5 (Cultural Heritage Resources), 2B2.1 (Burglary), 2B3.1 (Robbery), 2B3.2 (Extortion), 2B4.1 (Bribery), 2B5.1 (Counterfeiting), or 2B5.3 (Copyright). Of these 6,669 cases, three were excluded because information was missing from the submitted documents that prevented the comparison of the sentence and the guideline range. Descriptions of variables used in this table are provided in Appendix A.

Figure E-2

NUMBER OF SENTENCED INDIVIDUALS IN EACH §2B1.1 LOSS TABLE CATEGORY¹
Fiscal Year 2024

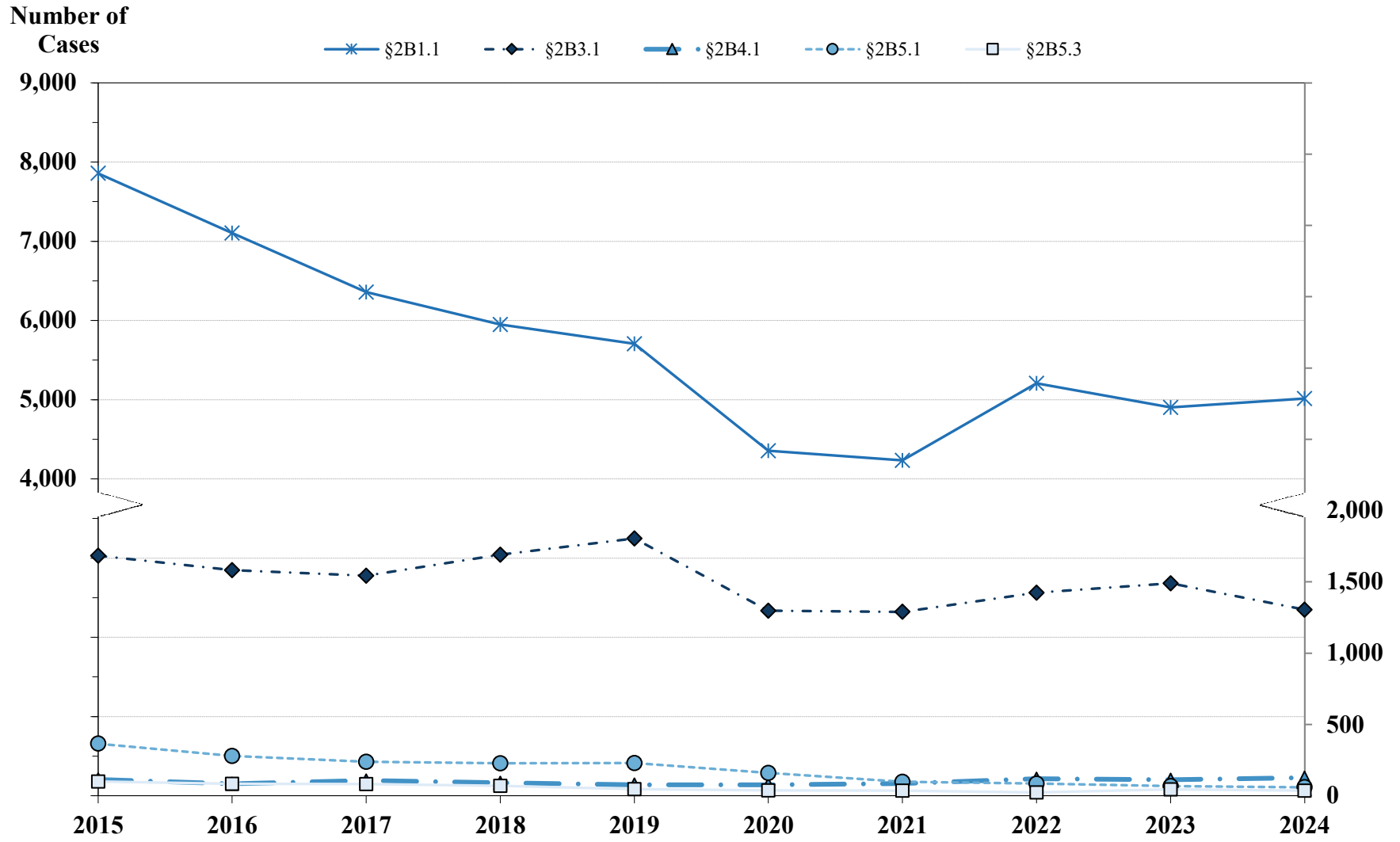


¹ Of the 61,678 cases, the Commission received complete guideline application information for 58,170 cases. Of these, 4,950 individuals were sentenced under §2B1.1 (Theft, Property Destruction, and Fraud Offenses). Descriptions of variables used in this figure are provided in Appendix A.

SOURCE: U.S. Sentencing Commission, 2024 Datafile, USSCFY24.

Figure E-3

NUMBER OF ECONOMIC OFFENSE CASES OVER TIME¹
Fiscal Years 2015 - 2024

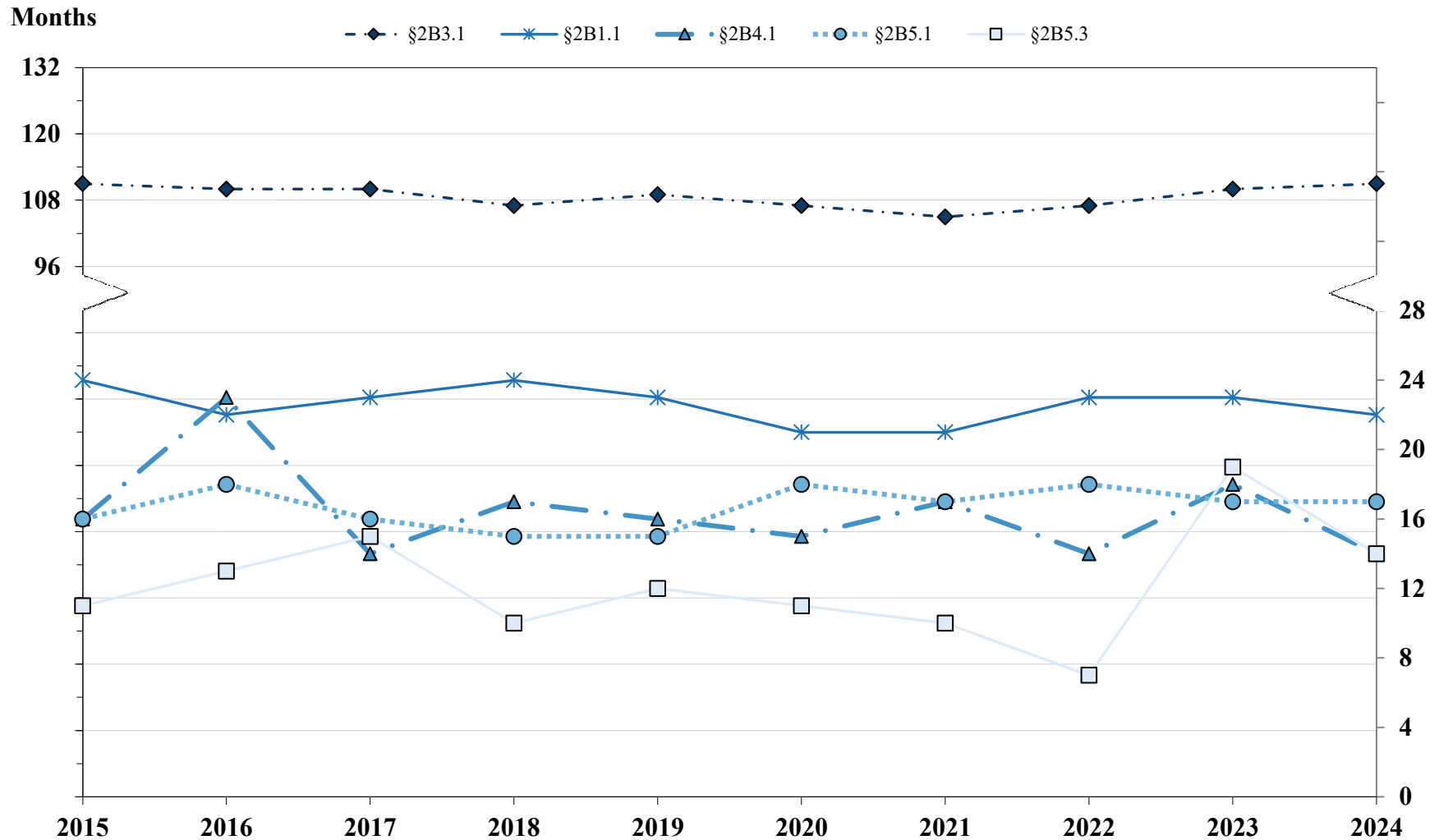


¹ Only individuals sentenced under §§2B1.1 (Theft, Property Destruction, and Fraud Offenses), 2B3.1 (Robbery), 2B4.1 (Bribery), 2B5.1 (Counterfeiting), or 2B5.3 (Copyright) are depicted in this figure. Descriptions of variables used in this figure are provided in Appendix A.

SOURCE: U.S. Sentencing Commission, 2015 - 2024 Datafiles, USSCFY15 - USSCFY24.

Figure E-4

SENTENCE LENGTH IN ECONOMIC OFFENSE CASES OVER TIME¹
Fiscal Years 2015 - 2024



¹ Only individuals sentenced under §§2B1.1 (Theft, Property Destruction, and Fraud Offenses), 2B3.1 (Robbery), 2B4.1 (Bribery), 2B5.1 (Counterfeiting), or 2B5.3 (Copyright) are depicted in this figure. Sentences of 470 months or greater (including life) and probation were included in the sentence average computations as 470 months and zero months, respectively. The information in this figure includes conditions of confinement as described in USSG §5C1.1. Cases missing sentencing information were also excluded. Descriptions of variables used in this figure are provided in Appendix A.

SOURCE: U.S. Sentencing Commission, 2015 - 2024 Datafiles, USSCFY15 - USSCFY24.