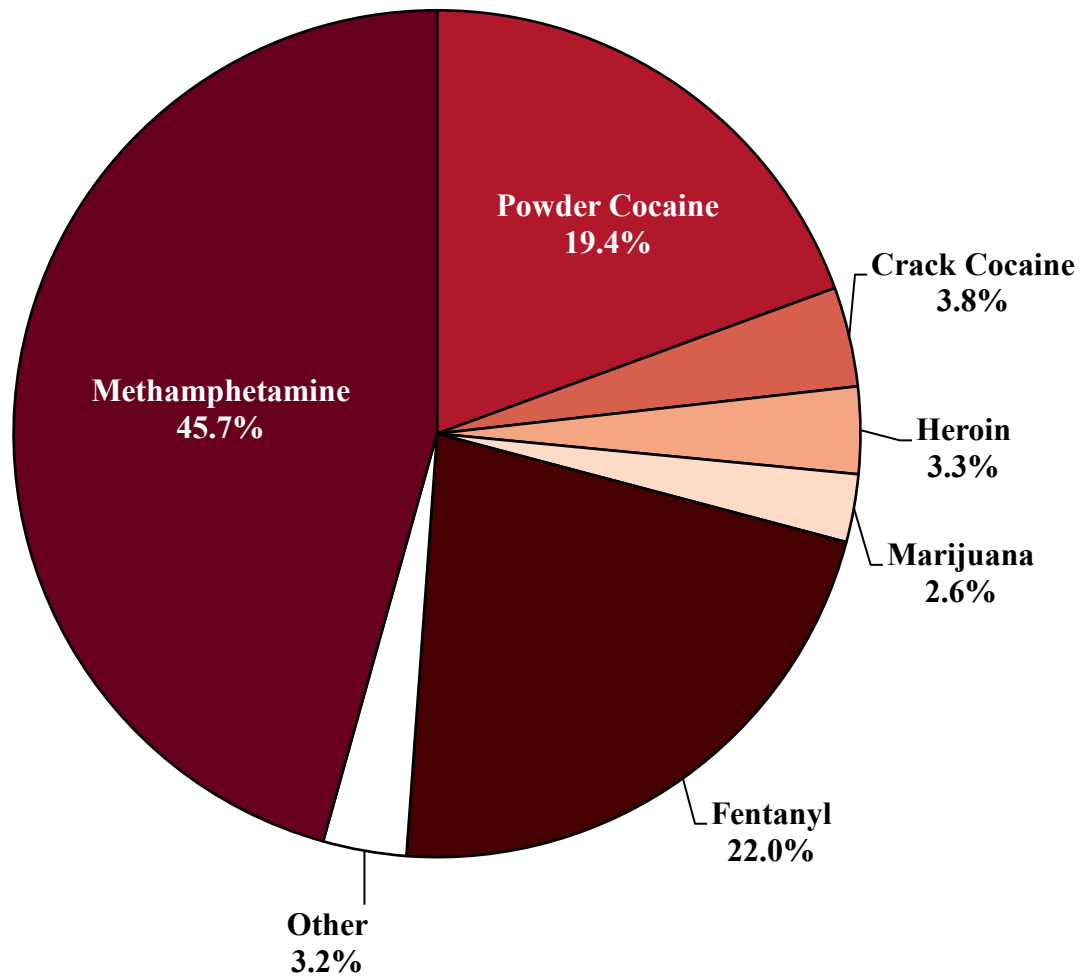


**Figure D-1**

**DISTRIBUTION OF PRIMARY DRUG TYPE  
IN FEDERAL DRUG CASES<sup>1,2</sup>  
Fiscal Year 2024**



<sup>1</sup> Of the 61,678 cases, in 18,150 the individual was sentenced under USSG Chapter Two, Part D (Drugs). The 'Fentanyl' category includes both Fentanyl (N-phenyl-N-[1-(2-phenylethyl)-4-piperidinyl] Propanamide) and Fentanyl Analogue. Descriptions of variables used in this figure are provided in Appendix A.

<sup>2</sup> The 'Other' drug category includes the remaining primary drug types of which the following have more than 50 cases: Oxycodone/Oxycontin (227), and Hydrocodone (63).

SOURCE: U.S. Sentencing Commission, 2024 Datafile, USSCFY24.

**Table D-1**

**PRIMARY DRUG TYPE OF DRUG TRAFFICKING CASES<sup>1</sup>**  
**Fiscal Year 2024**

DRUG TYPE	TOTAL	§2D1.1 Drug Trafficking		§2D1.2 Protected Locations		§2D1.5 Continuing Criminal Enterprise		§2D1.6 Communication Facility		§2D1.8 Rent/Manage Drug Establishment		§2D1.10 Endangering Human Life While Manufacturing		§2D1.14 Narco- Terrorism	
		N	%	N	%	N	%	N	%	N	%	N	%	N	%
<b>TOTAL</b>	<b>18,029</b>	<b>17,771</b>	<b>98.6</b>	<b>229</b>	<b>1.3</b>	<b>14</b>	<b>0.1</b>	<b>0</b>	<b>0.0</b>	<b>13</b>	<b>0.1</b>	<b>1</b>	<b>0.0</b>	<b>1</b>	<b>0.0</b>
<b>Powder Cocaine</b>	<b>3,516</b>	3,323	94.5	183	5.2	6	0.2	0	0.0	3	0.1	0	0.0	1	0.0
<b>Crack Cocaine</b>	<b>683</b>	673	98.5	9	1.3	0	0.0	0	0.0	1	0.1	0	0.0	0	0.0
<b>Heroin</b>	<b>599</b>	597	99.7	1	0.2	1	0.2	0	0.0	0	0.0	0	0.0	0	0.0
<b>Marijuana</b>	<b>471</b>	464	98.5	4	0.8	1	0.2	0	0.0	1	0.2	1	0.2	0	0.0
<b>Methamphetamine</b>	<b>8,254</b>	8,237	99.8	9	0.1	3	0.0	0	0.0	5	0.1	0	0.0	0	0.0
<b>Fentanyl</b>	<b>3,987</b>	3,963	99.4	20	0.5	1	0.0	0	0.0	3	0.1	0	0.0	0	0.0
<b>Other</b>	<b>519</b>	514	99.0	3	0.6	2	0.4	0	0.0	0	0.0	0	0.0	0	0.0

<sup>1</sup> Of the 61,678 cases, in 18,150 the individual was sentenced under USSG Chapter Two, Part D (Drugs). Of these, 18,029 individuals were sentenced under §§2D1.1 (Drug Trafficking), 2D1.2 (Protected Locations), 2D1.5 (Continuing Criminal Enterprise), 2D1.6 (Use of a Communication Facility), 2D1.8 (Rent/Manage Drug Establishment), 2D1.10 (Endangering Human Life While Manufacturing), or 2D1.14 (Narco-Terrorism). Descriptions of variables used in this table are provided in Appendix A.

SOURCE: U.S. Sentencing Commission, 2024 Datafile, USSCFY24.

**Table D-2**

**RACE OF SENTENCED INDIVIDUALS IN DRUG TRAFFICKING CASES<sup>1</sup>**  
**Fiscal Year 2024**

DRUG TYPE	TOTAL	WHITE		BLACK		HISPANIC		OTHER	
		N	%	N	%	N	%	N	%
<b>TOTAL</b>	<b>18,018</b>	<b>4,270</b>	<b>23.7</b>	<b>5,119</b>	<b>28.4</b>	<b>8,044</b>	<b>44.6</b>	<b>585</b>	<b>3.2</b>
<b>Powder Cocaine</b>	<b>3,515</b>	196	5.6	734	20.9	2,546	72.4	39	1.1
<b>Crack Cocaine</b>	<b>680</b>	50	7.4	525	77.2	100	14.7	5	0.7
<b>Heroin</b>	<b>599</b>	72	12.0	169	28.2	349	58.3	9	1.5
<b>Marijuana</b>	<b>471</b>	114	24.2	150	31.8	165	35.0	42	8.9
<b>Methamphetamine</b>	<b>8,250</b>	2,832	34.3	1,853	22.5	3,189	38.7	376	4.6
<b>Fentanyl</b>	<b>3,984</b>	808	20.3	1,481	37.2	1,606	40.3	89	2.2
<b>Other</b>	<b>519</b>	198	38.2	207	39.9	89	17.1	25	4.8

<sup>1</sup> Of the 61,678 cases, in 18,150 the individual was sentenced under USSG Chapter Two, Part D (Drugs). Of these, 18,029 individuals were sentenced under §§2D1.1 (Drug Trafficking), 2D1.2 (Protected Locations), 2D1.5 (Continuing Criminal Enterprise), 2D1.6 (Use of a Communication Facility), 2D1.8 (Rent/Manage Drug Establishment), 2D1.10 (Endangering Human Life While Manufacturing), or 2D1.14 (Narco-Terrorism). Of these 18,029 cases, 11 were excluded due to missing information on the individual's race. Descriptions of variables used in this table are provided in Appendix A.

SOURCE: U.S. Sentencing Commission, 2024 Datafile, USSCFY24.

**Table D-3****GENDER OF SENTENCED INDIVIDUALS IN DRUG TRAFFICKING CASES<sup>1</sup>  
Fiscal Year 2024**

<b>DRUG TYPE</b>	<b>TOTAL</b>	<b>MALE</b>		<b>FEMALE</b>	
		<b>N</b>	<b>%</b>	<b>N</b>	<b>%</b>
<b>TOTAL</b>	<b>18,029</b>	<b>15,211</b>	<b>84.4</b>	<b>2,818</b>	<b>15.6</b>
<b>Powder Cocaine</b>	<b>3,516</b>	3,211	91.3	305	8.7
<b>Crack Cocaine</b>	<b>683</b>	627	91.8	56	8.2
<b>Heroin</b>	<b>599</b>	513	85.6	86	14.4
<b>Marijuana</b>	<b>471</b>	433	91.9	38	8.1
<b>Methamphetamine</b>	<b>8,254</b>	6,674	80.9	1,580	19.1
<b>Fentanyl</b>	<b>3,987</b>	3,344	83.9	643	16.1
<b>Other</b>	<b>519</b>	409	78.8	110	21.2

<sup>1</sup> Of the 61,678 cases, in 18,150 the individual was sentenced under USSG Chapter Two, Part D (Drugs). Of these, 18,029 individuals were sentenced under §§2D1.1 (Drug Trafficking), 2D1.2 (Protected Locations), 2D1.5 (Continuing Criminal Enterprise), 2D1.6 (Use of a Communication Facility), 2D1.8 (Rent/Manage Drug Establishment), 2D1.10 (Endangering Human Life While Manufacturing), or 2D1.14 (Narco-Terrorism). Descriptions of variables used in this table are provided in Appendix A.

SOURCE: U.S. Sentencing Commission, 2024 Datafile, USSCFY24.

**Table D-4**

**AGE OF SENTENCED INDIVIDUALS IN DRUG TRAFFICKING CASES<sup>1</sup>**  
**Fiscal Year 2024**

DRUG TYPE	TOTAL	Under 21		21 to 25		26 to 30		31 to 35		36 to 40		41 to 50		51 to 60		Over 60	
		N	%	N	%	N	%	N	%	N	%	N	%	N	%	N	%
<b>TOTAL</b>	<b>18,029</b>	<b>314</b>	<b>1.7</b>	<b>1,843</b>	<b>10.2</b>	<b>2,794</b>	<b>15.5</b>	<b>3,344</b>	<b>18.5</b>	<b>3,068</b>	<b>17.0</b>	<b>4,382</b>	<b>24.3</b>	<b>1,690</b>	<b>9.4</b>	<b>594</b>	<b>3.3</b>
<b>Powder Cocaine</b>	<b>3,516</b>	42	1.2	320	9.1	514	14.6	635	18.1	547	15.6	921	26.2	411	11.7	126	3.6
<b>Crack Cocaine</b>	<b>683</b>	7	1.0	50	7.3	94	13.8	130	19.0	128	18.7	186	27.2	67	9.8	21	3.1
<b>Heroin</b>	<b>599</b>	2	0.3	40	6.7	93	15.5	114	19.0	95	15.9	159	26.5	73	12.2	23	3.8
<b>Marijuana</b>	<b>471</b>	15	3.2	71	15.1	93	19.7	71	15.1	81	17.2	77	16.3	39	8.3	24	5.1
<b>Methamphetamine</b>	<b>8,254</b>	117	1.4	688	8.3	1,095	13.3	1,499	18.2	1,572	19.0	2,195	26.6	817	9.9	271	3.3
<b>Fentanyl</b>	<b>3,987</b>	123	3.1	635	15.9	832	20.9	809	20.3	568	14.2	727	18.2	212	5.3	81	2.0
<b>Other</b>	<b>519</b>	8	1.5	39	7.5	73	14.1	86	16.6	77	14.8	117	22.5	71	13.7	48	9.2

<sup>1</sup> Of the 61,678 cases, in 18,150 the individual was sentenced under USSG Chapter Two, Part D (Drugs). Of these, 18,029 individuals were sentenced under §§2D1.1 (Drug Trafficking), 2D1.2 (Protected Locations), 2D1.5 (Continuing Criminal Enterprise), 2D1.6 (Use of a Communication Facility), 2D1.8 (Rent/Manage Drug Establishment), 2D1.10 (Endangering Human Life While Manufacturing), or 2D1.14 (Narco-Terrorism). Descriptions of variables used in this table are provided in Appendix A.

SOURCE: U.S. Sentencing Commission, 2024 Datafile, USSCFY24.

**Table D-5**

**CITIZENSHIP OF SENTENCED INDIVIDUALS IN DRUG TRAFFICKING CASES<sup>1</sup>**  
**Fiscal Year 2024**

<b>DRUG TYPE</b>	<b>TOTAL</b>	<b>U.S. CITIZEN</b>		<b>NON-U.S. CITIZEN</b>	
		<b>N</b>	<b>%</b>	<b>N</b>	<b>%</b>
<b>TOTAL</b>	<b>18,021</b>	<b>14,473</b>	<b>80.3</b>	<b>3,548</b>	<b>19.7</b>
<b>Powder Cocaine</b>	<b>3,512</b>	2,181	62.1	1,331	37.9
<b>Crack Cocaine</b>	<b>683</b>	670	98.1	13	1.9
<b>Heroin</b>	<b>599</b>	451	75.3	148	24.7
<b>Marijuana</b>	<b>471</b>	347	73.7	124	26.3
<b>Methamphetamine</b>	<b>8,251</b>	6,993	84.8	1,258	15.2
<b>Fentanyl</b>	<b>3,987</b>	3,347	83.9	640	16.1
<b>Other</b>	<b>518</b>	484	93.4	34	6.6

<sup>1</sup> Of the 61,678 cases, in 18,150 the individual was sentenced under USSG Chapter Two, Part D (Drugs). Of these, 18,029 individuals were sentenced under §§2D1.1 (Drug Trafficking), 2D1.2 (Protected Locations), 2D1.5 (Continuing Criminal Enterprise), 2D1.6 (Use of a Communication Facility), 2D1.8 (Rent/Manage Drug Establishment), 2D1.10 (Endangering Human Life While Manufacturing), or 2D1.14 (Narco-Terrorism). Of these 18,029 cases, eight were excluded due to missing information on the individual's citizenship status. Descriptions of variables used in this table are provided in Appendix A.

SOURCE: U.S. Sentencing Commission, 2024 Datafile, USSCFY24.

**Table D-6**

**EDUCATION OF SENTENCED INDIVIDUALS IN DRUG TRAFFICKING CASES<sup>1</sup>**  
**Fiscal Year 2024**

DRUG TYPE	TOTAL	LESS THAN HIGH SCHOOL GRADUATE		HIGH SCHOOL GRADUATE		SOME COLLEGE		COLLEGE GRADUATE	
		N	%	N	%	N	%	N	%
<b>TOTAL</b>	<b>17,985</b>	<b>6,183</b>	<b>34.4</b>	<b>7,364</b>	<b>40.9</b>	<b>3,746</b>	<b>20.8</b>	<b>692</b>	<b>3.8</b>
<b>Powder Cocaine</b>	<b>3,507</b>	1,442	41.1	1,227	35.0	700	20.0	138	3.9
<b>Crack Cocaine</b>	<b>682</b>	236	34.6	325	47.7	114	16.7	7	1.0
<b>Heroin</b>	<b>599</b>	234	39.1	233	38.9	113	18.9	19	3.2
<b>Marijuana</b>	<b>471</b>	161	34.2	153	32.5	124	26.3	33	7.0
<b>Methamphetamine</b>	<b>8,231</b>	2,653	32.2	3,550	43.1	1,762	21.4	266	3.2
<b>Fentanyl</b>	<b>3,978</b>	1,376	34.6	1,699	42.7	792	19.9	111	2.8
<b>Other</b>	<b>517</b>	81	15.7	177	34.2	141	27.3	118	22.8

<sup>1</sup> Of the 61,678 cases, in 18,150 the individual was sentenced under USSG Chapter Two, Part D (Drugs). Of these, 18,029 individuals were sentenced under §§2D1.1 (Drug Trafficking), 2D1.2 (Protected Locations), 2D1.5 (Continuing Criminal Enterprise), 2D1.6 (Use of a Communication Facility), 2D1.8 (Rent/Manage Drug Establishment), 2D1.10 (Endangering Human Life While Manufacturing), or 2D1.14 (Narco-Terrorism). Of these 18,029 cases, 44 were excluded due to missing information on the individual's education. Descriptions of variables used in this table are provided in Appendix A.

SOURCE: U.S. Sentencing Commission, 2024 Datafile, USSCFY24.

**Table D-7**

**CRIMINAL HISTORY CATEGORY OF SENTENCED INDIVIDUALS IN DRUG TRAFFICKING CASES<sup>1</sup>**  
**Fiscal Year 2024**

DRUG TYPE	TOTAL	CRIMINAL HISTORY CATEGORY											
		I		II		III		IV		V		VI	
		N	%	N	%	N	%	N	%	N	%	N	%
<b>TOTAL</b>	<b>18,029</b>	<b>8,186</b>	<b>45.4</b>	<b>2,449</b>	<b>13.6</b>	<b>2,487</b>	<b>13.8</b>	<b>1,271</b>	<b>7.0</b>	<b>1,073</b>	<b>6.0</b>	<b>2,563</b>	<b>14.2</b>
<b>Powder Cocaine</b>	<b>3,516</b>	2,404	68.4	431	12.3	306	8.7	127	3.6	90	2.6	158	4.5
<b>Crack Cocaine</b>	<b>683</b>	157	23.0	104	15.2	120	17.6	73	10.7	55	8.1	174	25.5
<b>Heroin</b>	<b>599</b>	244	40.7	91	15.2	92	15.4	47	7.8	37	6.2	88	14.7
<b>Marijuana</b>	<b>471</b>	327	69.4	65	13.8	39	8.3	10	2.1	7	1.5	23	4.9
<b>Methamphetamine</b>	<b>8,254</b>	3,051	37.0	1,108	13.4	1,259	15.3	657	8.0	622	7.5	1,557	18.9
<b>Fentanyl</b>	<b>3,987</b>	1,696	42.5	591	14.8	612	15.3	332	8.3	238	6.0	518	13.0
<b>Other</b>	<b>519</b>	307	59.2	59	11.4	59	11.4	25	4.8	24	4.6	45	8.7

<sup>1</sup> Of the 61,678 cases, in 18,150 the individual was sentenced under USSG Chapter Two, Part D (Drugs). Of these, 18,029 individuals were sentenced under §§2D1.1 (Drug Trafficking), 2D1.2 (Protected Locations), 2D1.5 (Continuing Criminal Enterprise), 2D1.6 (Use of a Communication Facility), 2D1.8 (Rent/Manage Drug Establishment), 2D1.10 (Endangering Human Life While Manufacturing), or 2D1.14 (Narco-Terrorism). Descriptions of variables used in this table are provided in Appendix A.

SOURCE: U.S. Sentencing Commission, 2024 Datafile, USSCFY24.



**Table D-8**

**WEAPON INVOLVEMENT IN DRUG TRAFFICKING CASES<sup>1</sup>**  
**Fiscal Year 2024**

<b>DRUG TYPE</b>	<b>TOTAL</b>	<b>NO WEAPON INVOLVED</b>		<b>WEAPON INVOLVED</b>	
		<b>N</b>	<b>%</b>	<b>N</b>	<b>%</b>
<b>TOTAL</b>	<b>17,752</b>	<b>12,491</b>	<b>70.4</b>	<b>5,261</b>	<b>29.6</b>
<b>Powder Cocaine</b>	<b>3,448</b>	2,796	81.1	652	18.9
<b>Crack Cocaine</b>	<b>674</b>	348	51.6	326	48.4
<b>Heroin</b>	<b>589</b>	443	75.2	146	24.8
<b>Marijuana</b>	<b>463</b>	326	70.4	137	29.6
<b>Methamphetamine</b>	<b>8,128</b>	5,506	67.7	2,622	32.3
<b>Fentanyl</b>	<b>3,942</b>	2,667	67.7	1,275	32.3
<b>Other</b>	<b>508</b>	405	79.7	103	20.3

<sup>1</sup> Of the 61,678 cases, in 18,150 the individual was sentenced under USSG Chapter Two, Part D (Drugs). Of these, 18,029 individuals were sentenced under §§2D1.1 (Drug Trafficking), 2D1.2 (Protected Locations), 2D1.5 (Continuing Criminal Enterprise), 2D1.6 (Use of a Communication Facility), 2D1.8 (Rent/Manage Drug Establishment), 2D1.10 (Endangering Human Life While Manufacturing), or 2D1.14 (Narco-Terrorism). Of these, 17,752 cases contained complete guideline application information. Descriptions of variables used in this table are provided in Appendix A.

SOURCE: U.S. Sentencing Commission, 2024 Datafile, USSCFY24.

**Table D-9**

**ROLE ADJUSTMENT IN DRUG TRAFFICKING CASES<sup>1</sup>**  
**Fiscal Year 2024**

DRUG TYPE	TOTAL	No Role Adjustment		Mitigating Role Adjustment		Aggravating Role Adjustment	
		N	%	N	%	N	%
<b>TOTAL</b>	<b>17,752</b>	<b>13,358</b>	<b>75.2</b>	<b>3,175</b>	<b>17.9</b>	<b>1,219</b>	<b>6.9</b>
<b>Powder Cocaine</b>	<b>3,448</b>	2,504	72.6	629	18.2	315	9.1
<b>Crack Cocaine</b>	<b>674</b>	587	87.1	25	3.7	62	9.2
<b>Heroin</b>	<b>589</b>	428	72.7	99	16.8	62	10.5
<b>Marijuana</b>	<b>463</b>	367	79.3	57	12.3	39	8.4
<b>Methamphetamine</b>	<b>8,128</b>	6,085	74.9	1,562	19.2	481	5.9
<b>Fentanyl</b>	<b>3,942</b>	2,974	75.4	755	19.2	213	5.4
<b>Other</b>	<b>508</b>	413	81.3	48	9.4	47	9.3

<sup>1</sup> Of the 61,678 cases, in 18,150 the individual was sentenced under USSG Chapter Two, Part D (Drugs). Of these, 18,029 individuals were sentenced under §§2D1.1 (Drug Trafficking), 2D1.2 (Protected Locations), 2D1.5 (Continuing Criminal Enterprise), 2D1.6 (Use of a Communication Facility), 2D1.8 (Rent/Manage Drug Establishment), 2D1.10 (Endangering Human Life While Manufacturing), or 2D1.14 (Narco-Terrorism). Of these, 17,752 contained complete guideline application information. Descriptions of variables used in this table are provided in Appendix A.

SOURCE: U.S. Sentencing Commission, 2024 Datafile, USSCFY24.

**Table D-10**

**DRUG AMOUNTS (IN GRAMS) FOR SELECTED  
BASE OFFENSE LEVELS AND DRUG TYPES<sup>1</sup>  
Fiscal Year 2024**

**Base Offense Level and Quantity Range**

<b>DRUG TYPE</b>	<b>12</b>	<b>24</b>	<b>30</b>	<b>38</b>
<b>Powder Cocaine</b>	<b>Less than 50G</b>	<b>500G - 1,999G</b>	<b>5,000G - 14,999G</b>	<b>At least 450,000G</b>
N	60	336	522	347
Mean	17.1	2,426.5	8,099.0	2,458,195.2
Median	12.8	986.0	7,008.0	633,000.0
<b>Crack Cocaine</b>	<b>Less than 2.8G</b>	<b>28G - 111G</b>	<b>280G - 839G</b>	<b>At least 25,200G</b>
N	15	67	33	0
Mean	1.6	58.4	661.6	--
Median	1.5	40.0	469.8	--
<b>Heroin</b>	<b>Less than 10G</b>	<b>100G - 399G</b>	<b>1,000G - 2,999G</b>	<b>At least 90,000G</b>
N	11	42	97	5
Mean	3.0	184.6	1,435.6	110,400.0
Median	3.5	161.5	1,096.0	90,000.0
<b>Marijuana</b>	<b>5,000G - 9,999G</b>	<b>100,000G - 399,999G</b>	<b>1,000,000G - 2,999,999G</b>	<b>At least 90,000,000G</b>
N	18	95	75	0
Mean	6,690.1	164,392.4	1,687,032.4	--
Median	6,175.7	136,840.0	1,542,000.0	--
<b>Methamphetamine Mix</b>	<b>Less than 5G</b>	<b>50G - 199G</b>	<b>500G - 1,499G</b>	<b>At least 45,000G</b>
N	9	227	254	80
Mean	113.6	95.2	780.4	92,252.4
Median	3.3	82.3	663.5	47,375.0
<b>Methamphetamine Actual</b>	<b>Less than 0.5G</b>	<b>5G - 19G</b>	<b>50G - 149G</b>	<b>At least 4,500G</b>
N	0	88	487	509
Mean	--	11.2	84.2	32,450.1
Median	--	10.3	73.2	10,000.0
<b>Fentanyl<sup>2</sup></b>	<b>Less than 4G</b>	<b>40G - 159G</b>	<b>400G - 1,199G</b>	<b>At least 36,000G</b>
N	55	426	409	21
Mean	1.4	74.0	673.5	40,903.8
Median	1.0	59.7	587.5	36,000.0

<sup>1</sup> Of the 61,678 cases, in 17,771 the individual was sentenced under §2D1.1 (Drug Trafficking). Of these, 17,498 cases had complete guideline application information. Of these 17,498 cases, 13,057 involved powder cocaine, crack cocaine, heroin, marijuana, methamphetamine actual or mix or fentanyl n-phenyl. Of these 13,057 cases, 5,151 had a base offense level of 12, 24, 30, or 38. Of these 5,151 cases, 1,774 were excluded due to one or more of the following reasons: involvement of more than one drug type (1,712), missing drug amount (89), or logical criteria (4). The methamphetamine actual category also includes ICE. Descriptions of variables used in this table are provided in Appendix A.

<sup>2</sup> Does not include cases involving Fentanyl Analogue.

**Table D-11**

**LENGTH OF MANDATORY MINIMUM PENALTIES IN DRUG TRAFFICKING CASES<sup>1</sup>**  
**Fiscal Year 2024**

DRUG TYPE	TOTAL	No Drug Mandatory Minimum <sup>2</sup>		Five-Year Drug Mandatory Minimum		Ten-Year or More Drug Mandatory Minimum <sup>3</sup>	
		N	%	N	%	N	%
<b>TOTAL</b>	<b>18,024</b>	<b>8,297</b>	<b>46.0</b>	<b>3,497</b>	<b>19.4</b>	<b>6,230</b>	<b>34.6</b>
<b>Powder Cocaine</b>	<b>3,516</b>	1,317	37.5	784	22.3	1,415	40.2
<b>Crack Cocaine</b>	<b>683</b>	530	77.6	94	13.8	59	8.6
<b>Heroin</b>	<b>599</b>	289	48.2	138	23.0	172	28.7
<b>Marijuana</b>	<b>471</b>	283	60.1	129	27.4	59	12.5
<b>Methamphetamine</b>	<b>8,249</b>	3,202	38.8	1,464	17.7	3,583	43.4
<b>Fentanyl</b>	<b>3,987</b>	2,213	55.5	859	21.5	915	22.9
<b>Other</b>	<b>519</b>	463	89.2	29	5.6	27	5.2

<sup>1</sup> Of the 61,678 cases, in 18,150 the individual was sentenced under USSG Chapter Two, Part D (Drugs). Of these, 18,029 individuals were sentenced under §§2D1.1 (Drug Trafficking), 2D1.2 (Protected Locations), 2D1.5 (Continuing Criminal Enterprise), 2D1.6 (Use of a Communication Facility), 2D1.8 (Rent/Manage Drug Establishment), 2D1.10 (Endangering Human Life While Manufacturing), or 2D1.14 (Narco-Terrorism). Of the remaining cases, five were excluded because the individual was convicted of a mandatory minimum penalty from one of the following statutes: 21 U.S.C. § 860a or 21 U.S.C. § 865. Descriptions of variables used in this table are provided in Appendix A.

<sup>2</sup> Includes 126 sentenced individuals whose drug mandatory minimum penalty was less than 60 months.

<sup>3</sup> Includes 315 sentenced individuals whose drug mandatory minimum penalty was greater than ten years.

SOURCE: U.S. Sentencing Commission, 2024 Datafile, USSCFY24.

**Table D-12**

**APPLICATION OF RECIDIVIST PENALTIES IN DRUG TRAFFICKING CASES<sup>1</sup>**  
**Fiscal Year 2024**

<b>DRUG TYPE</b>	<b>ENHANCEMENT FILED</b>	<b>ENHANCEMENT WITHDRAWN<sup>2</sup></b>		<b>ENHANCEMENT NOT WITHDRAWN</b>	
	N	N	%	N	%
<b>TOTAL</b>	<b>566</b>	<b>180</b>	<b>31.8</b>	<b>386</b>	<b>68.2</b>
<b>Powder Cocaine</b>	<b>86</b>	26	30.2	60	69.8
<b>Crack Cocaine</b>	<b>41</b>	9	22.0	32	78.0
<b>Heroin</b>	<b>21</b>	11	52.4	10	47.6
<b>Marijuana</b>	<b>13</b>	3	23.1	10	76.9
<b>Methamphetamine</b>	<b>280</b>	97	34.6	183	65.4
<b>Fentanyl</b>	<b>113</b>	33	29.2	80	70.8
<b>Other</b>	<b>12</b>	1	8.3	11	91.7

<sup>1</sup> Of the 571 cases in which notice of an enhanced penalty was given under 21 U.S.C. § 851, five were excluded due to missing or undetermined withdrawal information. Descriptions of variables used in this table are provided in Appendix A.

<sup>2</sup> Includes eight cases in which the enhancement was not formally withdrawn but where the court determined that the enhancement did not apply at the time of sentencing.

SOURCE: U.S. Sentencing Commission, 2024 851 Datafile, DRUG851FY24.

**Table D-13**

**DRUG TRAFFICKING CASES RECEIVING SAFETY VALVE AND  
MANDATORY MINIMUM PENALTIES<sup>1,5</sup>  
Fiscal Year 2024**

DRUG TYPE	TOTAL	NO SAFETY VALVE				SAFETY VALVE			
		No Drug Mandatory Minimum <sup>2</sup>		Drug Mandatory Minimum		No Drug Mandatory Minimum <sup>3</sup>		Drug Mandatory Minimum <sup>4</sup>	
		N	%	N	%	N	%	N	%
<b>TOTAL</b>	<b>17,734</b>	<b>5,165</b>	<b>29.1</b>	<b>6,355</b>	<b>35.8</b>	<b>3,008</b>	<b>17.0</b>	<b>3,206</b>	<b>18.1</b>
<b>Powder Cocaine</b>	<b>3,446</b>	826	24.0	982	28.5	471	13.7	1,167	33.9
<b>Crack Cocaine</b>	<b>674</b>	478	70.9	142	21.1	44	6.5	10	1.5
<b>Heroin</b>	<b>589</b>	186	31.6	199	33.8	99	16.8	105	17.8
<b>Marijuana</b>	<b>462</b>	183	39.6	78	16.9	92	19.9	109	23.6
<b>Methamphetamine</b>	<b>8,127</b>	1,850	22.8	3,611	44.4	1,308	16.1	1,358	16.7
<b>Fentanyl</b>	<b>3,932</b>	1,383	35.2	1,309	33.3	801	20.4	439	11.2
<b>Other</b>	<b>504</b>	259	51.4	34	6.7	193	38.3	18	3.6

<sup>1</sup> Of the 61,678 cases, in 18,150 the individual was sentenced under USSG Chapter Two, Part D (Drugs). Of these, 18,029 individuals were sentenced under §§2D1.1 (Drug Trafficking), 2D1.2 (Protected Locations), 2D1.5 (Continuing Criminal Enterprise), 2D1.6 (Use of a Communication Facility), 2D1.8 (Rent/Manage Drug Establishment), 2D1.10 (Endangering Human Life While Manufacturing), or 2D1.14 (Narco-Terrorism). Of these, 17,752 cases contained complete guideline application information. Of these 17,752 cases, 18 were excluded due to missing safety valve or mandatory minimum information. Descriptions of variables used in this table are provided in Appendix A.

<sup>2</sup> This column includes 43 cases where the court indicated a variance based on the expanded safety valve eligibility under the First Step Act, but the sentenced individual was not eligible to receive the guideline safety valve reduction.

<sup>3</sup> For sentenced individuals with no drug mandatory minimum penalty, use of the term 'safety valve' on this table means that the court indicated that the two-level reduction at §2D1.1 applied because the individual met the criteria set forth at §5C1.2.

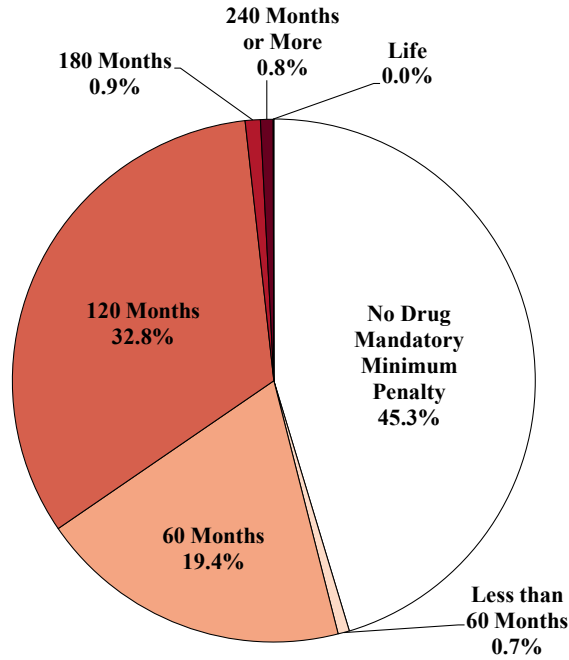
<sup>4</sup> For sentenced individuals with a drug mandatory minimum penalty, use of the term 'safety valve' on this table means that the court sentenced the individual without regard to any applicable mandatory minimum penalty (in accordance with the 'safety valve' provision of 18 U.S.C. § 3553(f), incorporated into the guidelines at §5C1.2).

<sup>5</sup> Effective November 1, 2012, the safety valve reduction was added to §2D1.11 (Unlawfully Distributing a Listed Chemical). There were no individuals sentenced under §2D1.11 as the primary sentencing guideline in which the 2012 or later *Guidelines Manual* was applied with complete guideline application information.

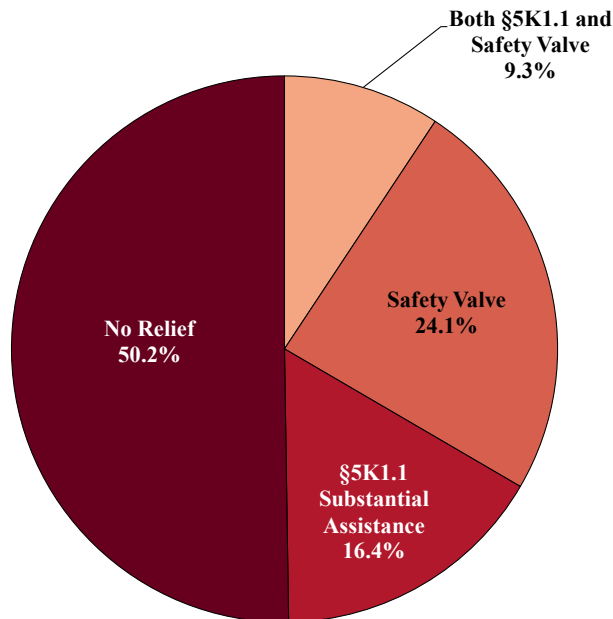
**Figure D-2**

**MANDATORY MINIMUM PENALTIES IN DRUG TRAFFICKING CASES<sup>1</sup>**  
**Fiscal Year 2024**

**LENGTH OF MANDATORY MINIMUM PENALTIES**



**RELIEF FROM MANDATORY MINIMUM PENALTIES**



<sup>1</sup> Of the 61,678 cases, in 18,150 the individual was sentenced under USSG Chapter Two, Part D (Drugs). Of these, 18,029 individuals were sentenced under §§2D1.1 (Drug Trafficking), 2D1.2 (Protected Locations), 2D1.5 (Continuing Criminal Enterprise), 2D1.6 (Use of a Communication Facility), 2D1.8 (Rent/Manage Drug Establishment), 2D1.10 (Endangering Human Life While Manufacturing), or 2D1.14 (Narco-Terrorism). Of these 18,029 cases, five were excluded because the sentenced individual was convicted of a mandatory minimum penalty from one of the following statutes: 21 U.S.C. § 860a or 21 U.S.C. § 865. Descriptions of variables used in this figure are provided in Appendix A.

**Table D-14**

**SENTENCE IMPOSED RELATIVE TO THE GUIDELINE RANGE FOR DRUG TRAFFICKING CASES<sup>1</sup>**  
**Fiscal Year 2024**

DRUG TYPE	TOTAL	WITHIN GUIDELINE RANGE		DEPARTURE								VARIANCE <sup>2</sup>	
		N	%	UPWARD		§5K1.1		§5K3.1		DOWNWARD		N	%
				N	%	N	%	N	%	N	%		
<b>TOTAL</b>	<b>18,025</b>	<b>5,151</b>	<b>28.6</b>	<b>65</b>	<b>0.4</b>	<b>3,692</b>	<b>20.5</b>	<b>945</b>	<b>5.2</b>	<b>735</b>	<b>4.1</b>	<b>7,437</b>	<b>41.3</b>
<b>Powder Cocaine</b>	<b>3,516</b>	1,258	35.8	6	0.2	652	18.5	117	3.3	141	4.0	1,342	38.2
<b>Crack Cocaine</b>	<b>683</b>	142	20.8	5	0.7	90	13.2	2	0.3	30	4.4	414	60.6
<b>Heroin</b>	<b>599</b>	156	26.0	3	0.5	149	24.9	10	1.7	22	3.7	259	43.2
<b>Marijuana</b>	<b>471</b>	168	35.7	0	0.0	96	20.4	0	0.0	20	4.2	187	39.7
<b>Methamphetamine</b>	<b>8,254</b>	2,138	25.9	8	0.1	1,838	22.3	537	6.5	375	4.5	3,358	40.7
<b>Fentanyl</b>	<b>3,985</b>	1,158	29.1	42	1.1	729	18.3	275	6.9	135	3.4	1,646	41.3
<b>Other</b>	<b>517</b>	131	25.3	1	0.2	138	26.7	4	0.8	12	2.3	231	44.7

<sup>1</sup> Of the 61,678 cases, in 18,150 the individual was sentenced under USSG Chapter Two, Part D (Drugs). Of these, 18,029 individuals were sentenced under §§2D1.1 (Drug Trafficking), 2D1.2 (Protected Locations), 2D1.5 (Continuing Criminal Enterprise), 2D1.6 (Use of a Communication Facility), 2D1.8 (Rent/Manage Drug Establishment), 2D1.10 (Endangering Human Life While Manufacturing), or 2D1.14 (Narco-Terrorism). Of these 18,029 cases, four were excluded due to missing information from the submitted documents that prevented the comparison of the sentence and the guideline range. Descriptions of variables used in this table are provided in Appendix A.

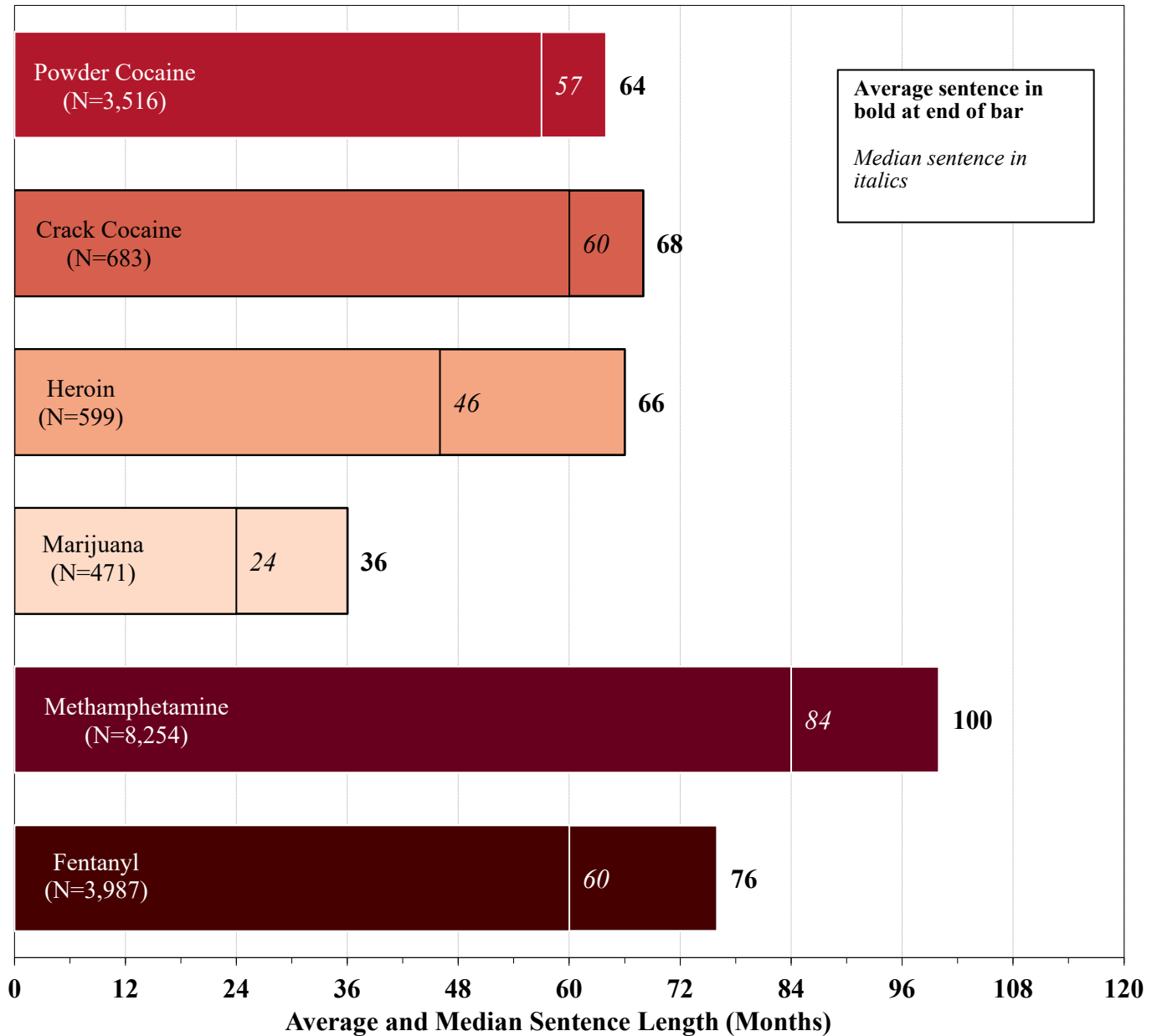
<sup>2</sup> Of the 7,437 variance cases, in 68 cases the court cited First Step Act safety valve expansion as a reason for the sentence.

SOURCE: U.S. Sentencing Commission, 2024 Datafile, USSCFY24.



Figure D-3

**SENTENCE LENGTH IN DRUG TRAFFICKING CASES  
BY MAJOR DRUG TYPE<sup>1</sup>  
Fiscal Year 2024**



<sup>1</sup> Of the 61,678 cases, in 18,150 the individual was sentenced under USSG Chapter Two, Part D (Drugs). Of these, 18,029 individuals were sentenced under §§2D1.1 (Drug Trafficking), 2D1.2 (Protected Locations), 2D1.5 (Continuing Criminal Enterprise), 2D1.6 (Use of a Communication Facility), 2D1.8 (Rent/Manage Drug Establishment), 2D1.10 (Endangering Human Life While Manufacturing), or 2D1.14 (Narco-Terrorism). Sentences of 470 months or greater (including life) and probation were included in the sentence average computations as 470 months and zero months, respectively. The information in this figure includes conditions of confinement as described in USSG §5C1.1. Italicized numbers depict median values and the bolded numbers at the end of the bar indicate average values. Descriptions of variables used in this figure are provided in Appendix A.

SOURCE: U.S. Sentencing Commission, 2024 Datafile, USSCFY24.

Figure D-4

NUMBER OF DRUG TRAFFICKING CASES  
BY MAJOR DRUG TYPE OVER TIME<sup>1</sup>  
Fiscal Years 2015 - 2024

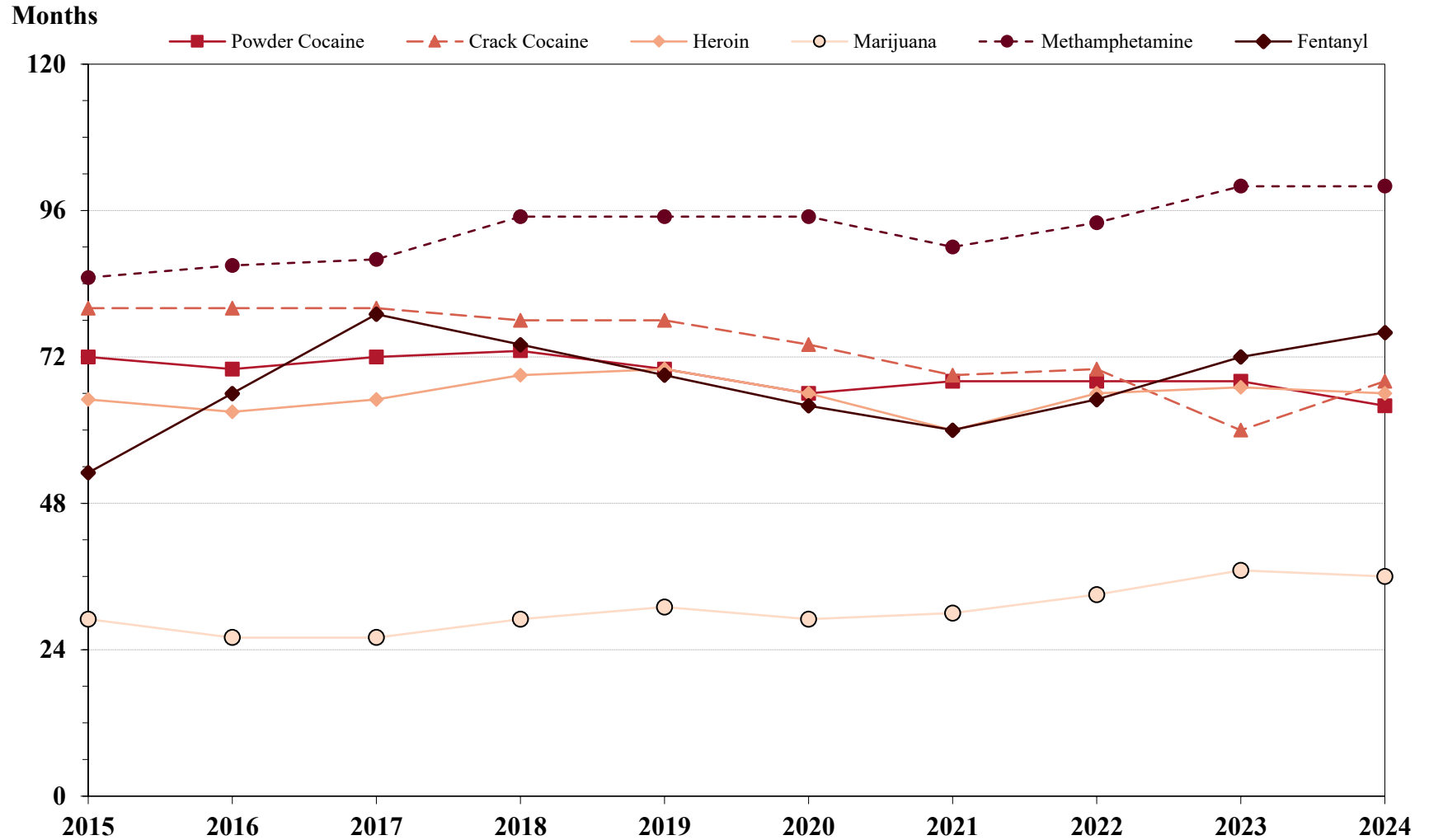


<sup>1</sup> Only individuals sentenced under §§2D1.1 (Drug Trafficking), 2D1.2 (Protected Locations), 2D1.5 (Continuing Criminal Enterprise), 2D1.6 (Use of a Communication Facility), 2D1.8 (Rent/Manage Drug Establishment), 2D1.10 (Endangering Human Life While Manufacturing), or 2D1.14 (Narco-Terrorism) are depicted in this figure. Additional cases were excluded due to missing information on drug type. Descriptions of variables used in this figure are provided in Appendix A.

SOURCE: U.S. Sentencing Commission, 2015 - 2024 Datafiles, USSCFY15 - USSCFY24.

Figure D-5

**SENTENCE LENGTH IN DRUG TRAFFICKING CASES  
BY MAJOR DRUG TYPE OVER TIME<sup>1</sup>**  
Fiscal Years 2015 - 2024



<sup>1</sup> Only individuals sentenced under §§2D1.1 (Drug Trafficking), 2D1.2 (Protected Locations), 2D1.5 (Continuing Criminal Enterprise), 2D1.6 (Use of a Communication Facility), 2D1.8 (Rent/Manage Drug Establishment), 2D1.10 (Endangering Human Life While Manufacturing), or 2D1.14 (Narco-Terrorism) are depicted in this figure. Sentences of 470 months or greater (including life) and probation were included in the sentence average computations as 470 months and zero months, respectively. The information in this figure includes conditions of confinement as described in USSG §5C1.1. Cases missing drug type or sentencing information were also excluded. Descriptions of variables used in this figure are provided in Appendix A.

SOURCE: U.S. Sentencing Commission, 2015 - 2024 Datafiles, USSCFY15 - USSCFY24.