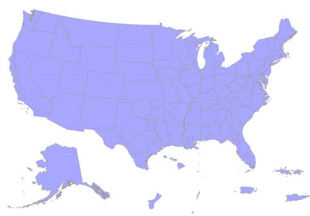


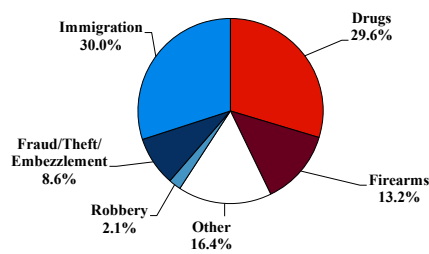
District at a Glance

National

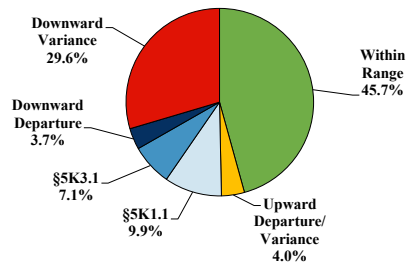
Fiscal Year 2024



Type of Crime



Sentence Imposed Relative to the Guideline Range



SENTENCING INFORMATION BY TYPE OF CRIME

	TOTAL	Immigration	Drug Trafficking	Firearms	Fraud/Theft /Embezzle	Robbery	Child Porn	Money Laundering	All Other
	61,678	18,492	18,172	8,131	5,312	1,323	1,375	1,289	7,584
Mean Sentence (months)	52	12	82	50	21	110	116	54	85
Median Sentence (months)	24	7	63	40	12	96	97	28	24

IMPRISONMENT

Total Receiving Imprisonment	56,417	17,400	17,541	7,633	3,952	1,313	1,367	1,131	6,080
Prison Only	54,954	17,139	17,030	7,462	3,752	1,277	1,353	1,080	5,861
Up to 12 Months	15,102	10,649	1,272	537	1,149	29	19	221	1,226
13 to 60 Months	23,119	6,281	6,568	4,719	2,180	353	320	502	2,196
61 to 120 Months	9,795	184	5,447	1,833	358	464	593	203	713
Over 120 Months	6,938	25	3,743	373	65	431	421	154	1,726
Prison and Alternatives	1,463	261	511	171	200	36	14	51	219

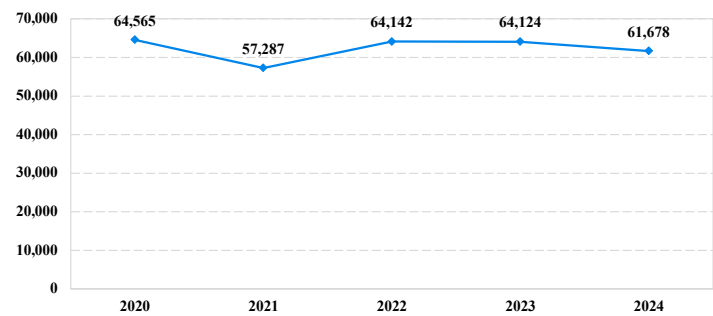
PROBATION

Total Receiving Probation	5,008	1,091	629	494	1,329	10	8	158	1,289
Probation Only	4,246	997	509	413	1,092	10	5	123	1,097
Probation and Alternatives	762	94	120	81	237	0	3	35	192
FINE ONLY	253	1	2	4	31	0	0	0	215

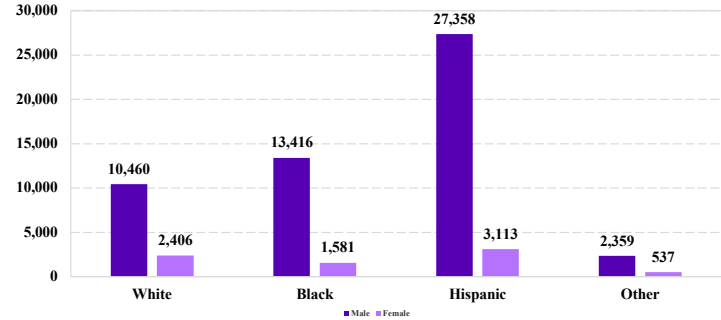
Cases with indeterminable sentence terms are excluded from the calculation of the Mean Sentence or Median Sentence category. Sentences greater than 470 months and probation were included in the sentence average computations as 470 months and zero months, respectively. Cases in the Total Receiving Imprisonment, Total Receiving Probation, and Fine Only categories total 100 percent of all cases. Cases missing information required for a specific analysis were excluded from that analysis. Descriptions of variables used in this analysis are provided in Appendix A.

SOURCE: U.S. Sentencing Commission, 2020 - 2024 Datafiles, USSCFY20 - USSCFY24.

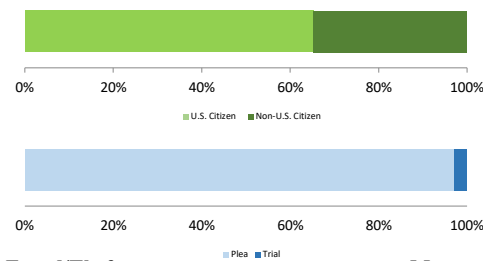
Number of Sentenced Individuals Over Time



Race and Gender



Citizenship, Guilty Pleas, and Trials



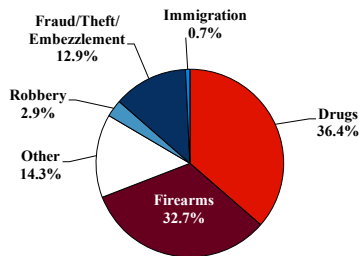
District at a Glance

Middle District of Alabama

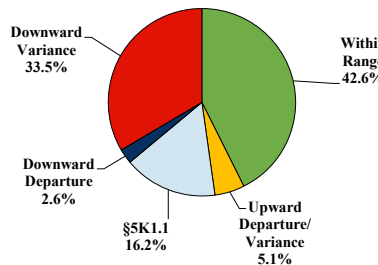
Fiscal Year 2024



Type of Crime



Sentence Imposed Relative to the Guideline Range



SENTENCING INFORMATION BY TYPE OF CRIME

	TOTAL	Immigration	Drug Trafficking	Firearms	Fraud/Theft /Embezzle	Robbery	Child Porn	Money Laundering	All Other
	272	2	98	89	35	8	1	2	37
Mean Sentence (months)	81	--	115	57	23	167	--	--	91
Median Sentence (months)	60	--	96	46	12	144	--	--	29

IMPRISONMENT

Total Receiving Imprisonment	251	2	97	85	23	8	1	2	33
Prison Only	248	2	95	85	22	8	1	2	33
Up to 12 Months	23	1	6	2	4	0	0	0	10
13 to 60 Months	101	1	21	57	13	0	0	2	7
61 to 120 Months	68	0	31	20	5	3	1	0	8
Over 120 Months	56	0	37	6	0	5	0	0	8
Prison and Alternatives	3	0	2	0	1	0	0	0	0

PROBATION

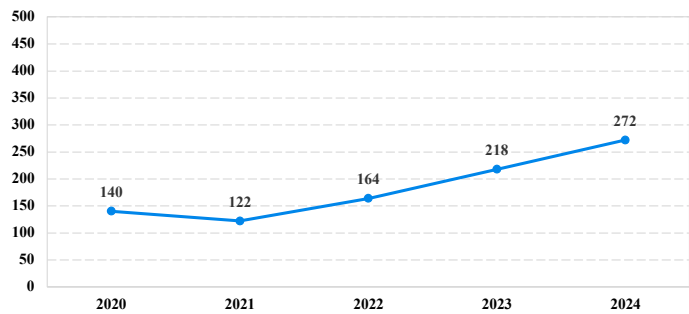
Total Receiving Probation	21	0	1	4	12	0	0	0	4
Probation Only	18	0	0	3	12	0	0	0	3
Probation and Alternatives	3	0	1	1	0	0	0	0	1

FINE ONLY	0	0	0	0	0	0	0	0	0
-----------	---	---	---	---	---	---	---	---	---

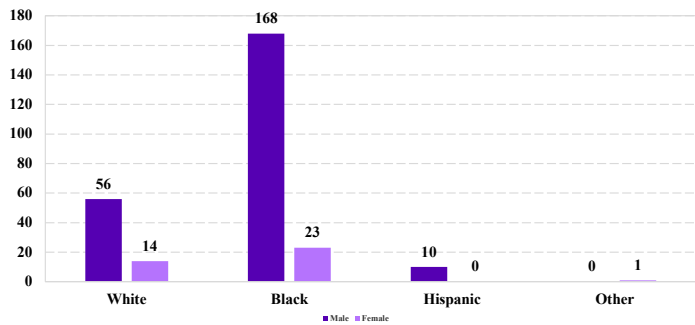
Cases with indeterminable sentence terms are excluded from the calculation of the Mean Sentence or Median Sentence category. Sentences greater than 470 months and probation were included in the sentence average computations as 470 months and zero months, respectively. Cases in the Total Receiving Imprisonment, Total Receiving Probation, and Fine Only categories total 100 percent of all cases. Cases missing information required for a specific analysis were excluded from that analysis. Descriptions of variables used in this analysis are provided in Appendix A.

SOURCE: U.S. Sentencing Commission, 2020 - 2024 Datafiles, USSCFY20 - USSCFY24.

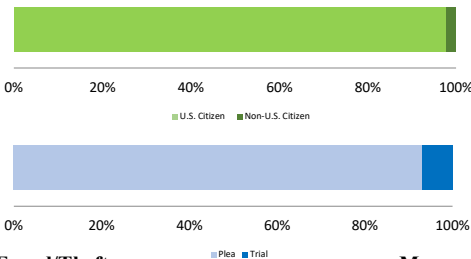
Number of Sentenced Individuals Over Time



Race and Gender



Citizenship, Guilty Pleas, and Trials



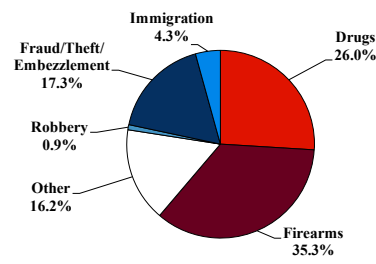
District at a Glance

Northern District of Alabama

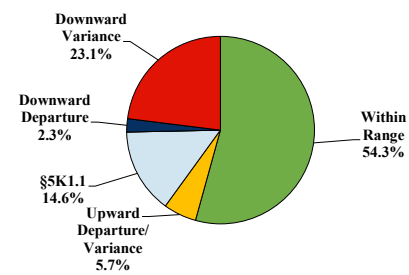
Fiscal Year 2024



Type of Crime



Sentence Imposed Relative to the Guideline Range



SENTENCING INFORMATION BY TYPE OF CRIME

	TOTAL	Immigration	Drug Trafficking	Firearms	Fraud/Theft /Embezzle	Robbery	Child Porn	Money Laundering	All Other
	439	19	109	155	76	4	9	7	60
Mean Sentence (months)	54	12	95	40	24	116	208	40	44
Median Sentence (months)	30	8	87	30	16	120	188	6	0

IMPRISONMENT

Total Receiving Imprisonment	346	19	104	138	52	4	9	3	17
Prison Only	341	19	102	136	52	4	9	2	17
Up to 12 Months	39	13	1	12	8	0	0	0	5
13 to 60 Months	160	6	24	90	35	1	0	0	4
61 to 120 Months	91	0	45	30	9	2	3	1	1
Over 120 Months	51	0	32	4	0	1	6	1	7
Prison and Alternatives	5	0	2	2	0	0	0	1	0

PROBATION

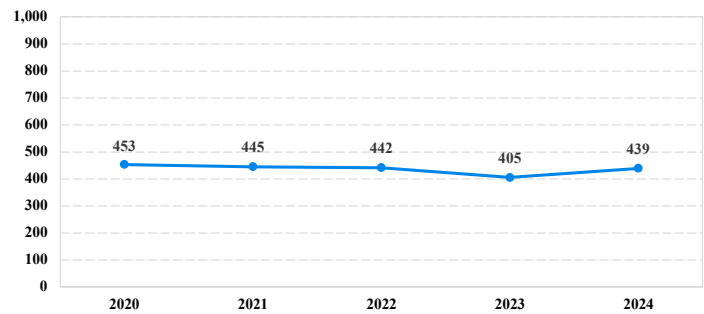
Total Receiving Probation	63	0	5	17	23	0	0	4	14
Probation Only	55	0	5	14	19	0	0	3	14
Probation and Alternatives	8	0	0	3	4	0	0	1	0

FINE ONLY	30	0	0	0	1	0	0	0	29
-----------	----	---	---	---	---	---	---	---	----

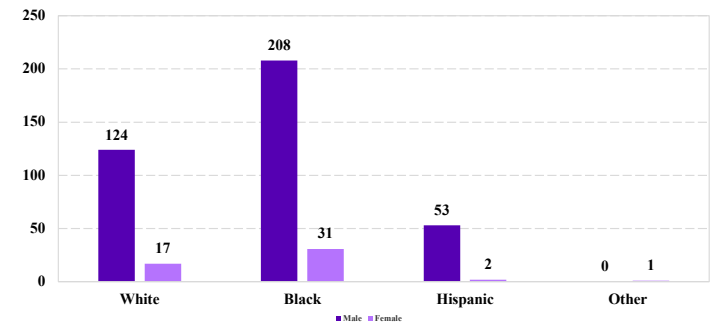
Cases with indeterminable sentence terms are excluded from the calculation of the Mean Sentence or Median Sentence category. Sentences greater than 470 months and probation were included in the sentence average computations as 470 months and zero months, respectively. Cases in the Total Receiving Imprisonment, Total Receiving Probation, and Fine Only categories total 100 percent of all cases. Cases missing information required for a specific analysis were excluded from that analysis. Descriptions of variables used in this analysis are provided in Appendix A.

SOURCE: U.S. Sentencing Commission, 2020 - 2024 Datafiles, USSCFY20 - USSCFY24.

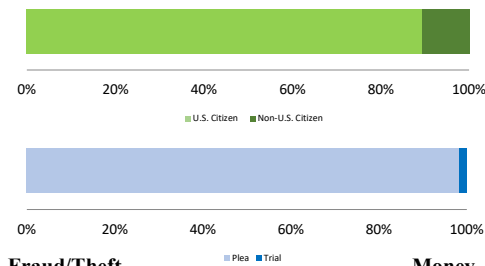
Number of Sentenced Individuals Over Time



Race and Gender



Citizenship, Guilty Pleas, and Trials



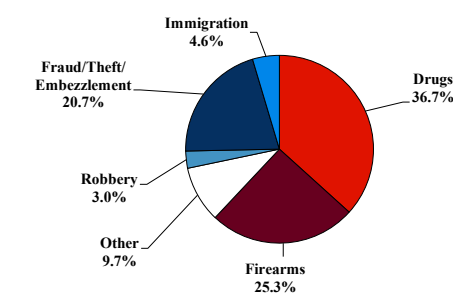
District at a Glance

Southern District of Alabama

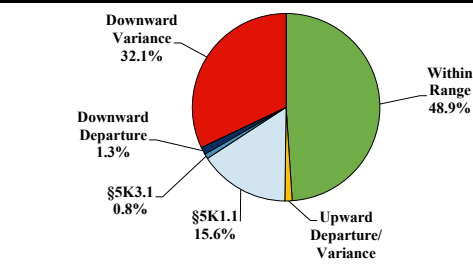
Fiscal Year 2024



Type of Crime



Sentence Imposed Relative to the Guideline Range



SENTENCING INFORMATION BY TYPE OF CRIME

	TOTAL	Immigration	Drug Trafficking	Firearms	Fraud/Theft /Embezzle	Robbery	Child Porn	Money Laundering	All Other
	237	11	87	60	49	7	3	6	14
Mean Sentence (months)	67	6	110	39	28	138	169	23	60
Median Sentence (months)	48	4	87	31	18	121	180	5	22

IMPRISONMENT

Total Receiving Imprisonment	226	11	85	57	45	7	3	5	13
Prison Only	224	11	85	56	44	7	3	5	13
Up to 12 Months	35	8	2	2	16	0	0	3	4
13 to 60 Months	102	3	27	44	20	2	0	1	5
61 to 120 Months	56	0	33	9	8	1	1	1	3
Over 120 Months	31	0	23	1	0	4	2	0	1
Prison and Alternatives	2	0	0	1	1	0	0	0	0

PROBATION

Total Receiving Probation	11	0	2	3	4	0	0	1	1
Probation Only	9	0	1	3	3	0	0	1	1
Probation and Alternatives	2	0	1	0	1	0	0	0	0

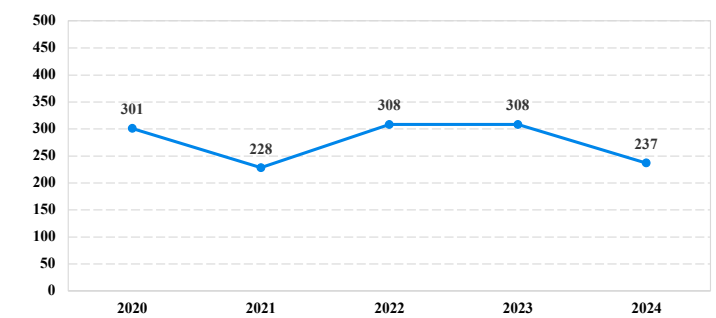
FINE ONLY

	0	0	0	0	0	0	0	0	0
--	---	---	---	---	---	---	---	---	---

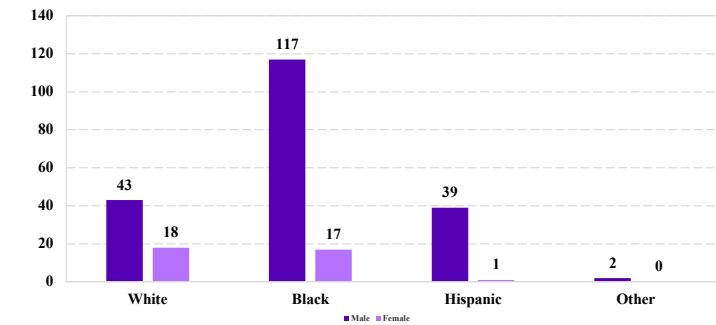
Cases with indeterminable sentence terms are excluded from the calculation of the Mean Sentence or Median Sentence category. Sentences greater than 470 months and probation were included in the sentence average computations as 470 months and zero months, respectively. Cases in the Total Receiving Imprisonment, Total Receiving Probation, and Fine Only categories total 100 percent of all cases. Cases missing information required for a specific analysis were excluded from that analysis. Descriptions of variables used in this analysis are provided in Appendix A.

SOURCE: U.S. Sentencing Commission, 2020 - 2024 Datafiles, USSCFY20 - USSCFY24.

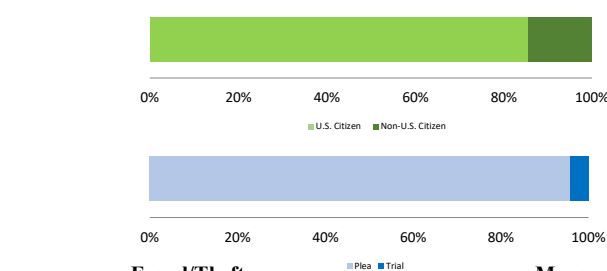
Number of Sentenced Individuals Over Time



Race and Gender



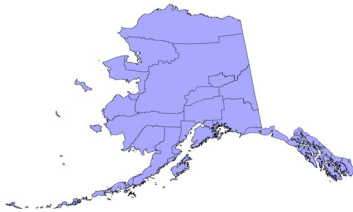
Citizenship, Guilty Pleas, and Trials



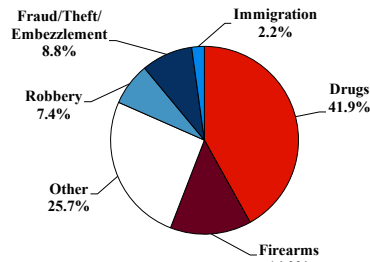
District at a Glance

District of Alaska

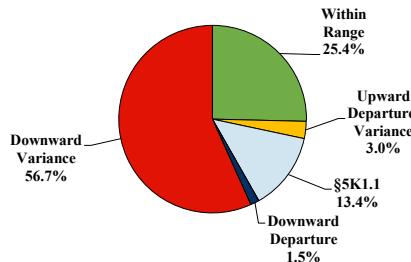
Fiscal Year 2024



Type of Crime



Sentence Imposed Relative to the Guideline Range



SENTENCING INFORMATION BY TYPE OF CRIME

	TOTAL	Immigration	Drug Trafficking	Firearms	Fraud/Theft /Embezzle	Robbery	Child Porn	Money Laundering	All Other
	136	3	57	19	12	10	5	7	23
Mean Sentence (months)	71	13	81	43	21	67	102	90	95
Median Sentence (months)	37	12	60	36	11	77	70	78	6

IMPRISONMENT

Total Receiving Imprisonment	126	3	56	19	9	10	5	7	17
Prison Only	122	3	54	19	9	10	5	7	15
Up to 12 Months	22	1	7	2	3	1	1	1	6
13 to 60 Months	51	2	21	15	5	3	1	1	3
61 to 120 Months	30	0	18	1	1	5	1	3	1
Over 120 Months	19	0	8	1	0	1	2	2	5
Prison and Alternatives	4	0	2	0	0	0	0	0	2

PROBATION

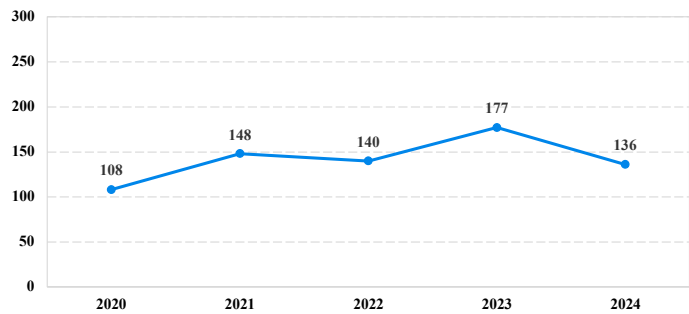
Total Receiving Probation	8	0	1	0	3	0	0	0	4
Probation Only	5	0	0	0	1	0	0	0	4
Probation and Alternatives	3	0	1	0	2	0	0	0	0

FINE ONLY	2	0	0	0	0	0	0	0	2
-----------	---	---	---	---	---	---	---	---	---

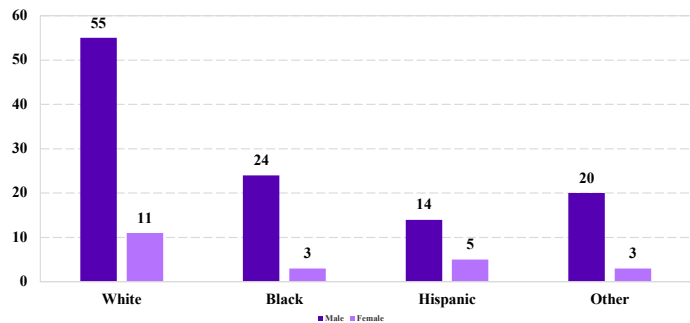
Cases with indeterminable sentence terms are excluded from the calculation of the Mean Sentence or Median Sentence category. Sentences greater than 470 months and probation were included in the sentence average computations as 470 months and zero months, respectively. Cases in the Total Receiving Imprisonment, Total Receiving Probation, and Fine Only categories total 100 percent of all cases. Cases missing information required for a specific analysis were excluded from that analysis. Descriptions of variables used in this analysis are provided in Appendix A.

SOURCE: U.S. Sentencing Commission, 2020 - 2024 Datafiles, USSCFY20 - USSCFY24.

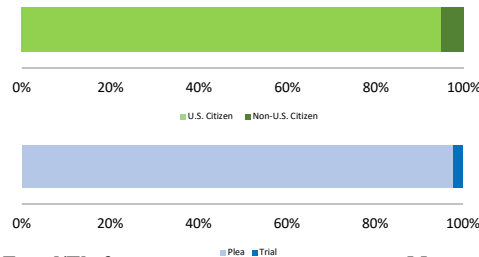
Number of Sentenced Individuals Over Time



Race and Gender



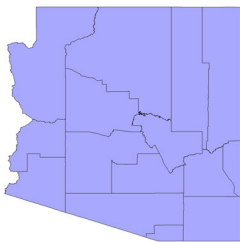
Citizenship, Guilty Pleas, and Trials



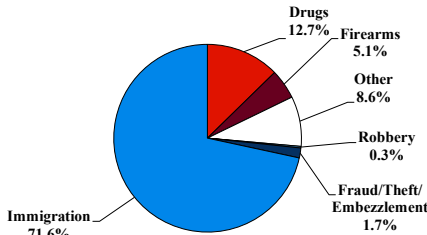
District at a Glance

District of Arizona

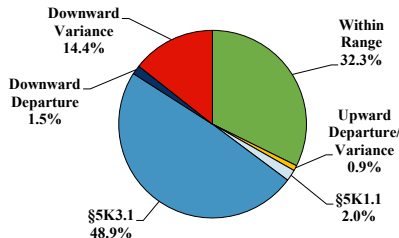
Fiscal Year 2024



Type of Crime



Sentence Imposed Relative to the Guideline Range



SENTENCING INFORMATION BY TYPE OF CRIME

	TOTAL	Immigration	Drug Trafficking	Firearms	Fraud/Theft /Embezzle	Robbery	Child Porn	Money Laundering	All Other
	3,904	2,796	492	201	68	10	11	37	289
Mean Sentence (months)	16	9	33	17	11	95	66	30	46
Median Sentence (months)	8	6	24	12	1	79	42	12	18

IMPRISONMENT

Total Receiving Imprisonment	3,526	2,579	465	153	42	10	11	28	238
Prison Only	3,450	2,558	444	147	42	9	9	28	213
Up to 12 Months	1,986	1,803	48	49	22	1	0	9	54
13 to 60 Months	1,324	742	344	90	18	3	6	12	109
61 to 120 Months	99	12	40	7	2	3	2	6	27
Over 120 Months	41	1	12	1	0	2	1	1	23
Prison and Alternatives	76	21	21	6	0	1	2	0	25

PROBATION

Total Receiving Probation	375	216	27	48	24	0	0	9	51
Probation Only	359	207	24	47	23	0	0	9	49
Probation and Alternatives	16	9	3	1	1	0	0	0	2

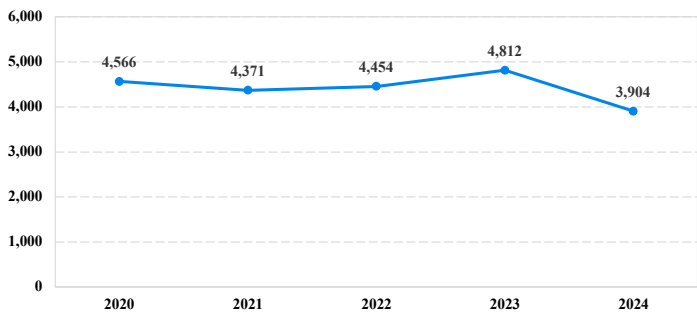
FINE ONLY

	3	1	0	0	2	0	0	0	0
--	---	---	---	---	---	---	---	---	---

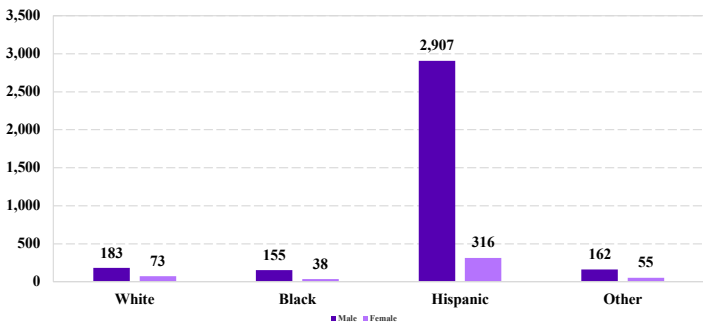
Cases with indeterminable sentence terms are excluded from the calculation of the Mean Sentence or Median Sentence category. Sentences greater than 470 months and probation were included in the sentence average computations as 470 months and zero months, respectively. Cases in the Total Receiving Imprisonment, Total Receiving Probation, and Fine Only categories total 100 percent of all cases. Cases missing information required for a specific analysis were excluded from that analysis. Descriptions of variables used in this analysis are provided in Appendix A.

SOURCE: U.S. Sentencing Commission, 2020 - 2024 Datafiles, USSCFY20 - USSCFY24.

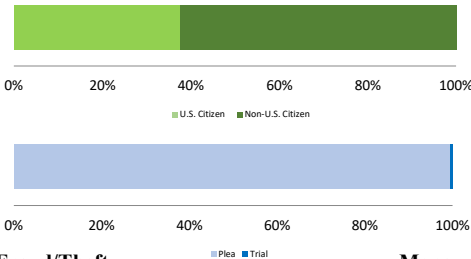
Number of Sentenced Individuals Over Time



Race and Gender



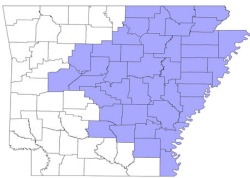
Citizenship, Guilty Pleas, and Trials



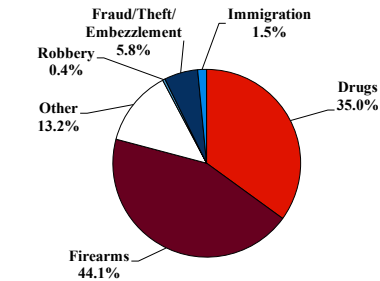
District at a Glance

Eastern District of Arkansas

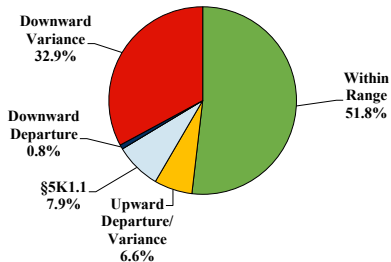
Fiscal Year 2024



Type of Crime



Sentence Imposed Relative to the Guideline Range



SENTENCING INFORMATION BY TYPE OF CRIME

	TOTAL	Immigration	Drug Trafficking	Firearms	Fraud/Theft /Embezzle	Robbery	Child Porn	Money Laundering	All Other
	517	8	180	228	30	2	19	3	47
Mean Sentence (months)	76	10	95	68	13	--	131	75	72
Median Sentence (months)	60	9	87	57	1	--	108	15	18

IMPRISONMENT

Total Receiving Imprisonment	465	8	167	218	14	2	19	2	35
Prison Only	462	8	165	217	14	2	19	2	35
Up to 12 Months	25	5	5	6	4	0	0	0	5
13 to 60 Months	210	3	53	121	10	1	1	1	20
61 to 120 Months	134	0	54	65	0	1	12	0	2
Over 120 Months	93	0	53	25	0	0	6	1	8
Prison and Alternatives	3	0	2	1	0	0	0	0	0

PROBATION

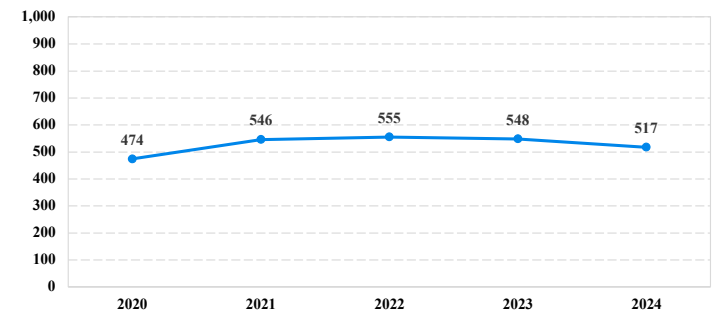
Total Receiving Probation	52	0	13	10	16	0	0	1	12
Probation Only	44	0	12	9	14	0	0	1	8
Probation and Alternatives	8	0	1	1	2	0	0	0	4

FINE ONLY	0	0	0	0	0	0	0	0	0
-----------	---	---	---	---	---	---	---	---	---

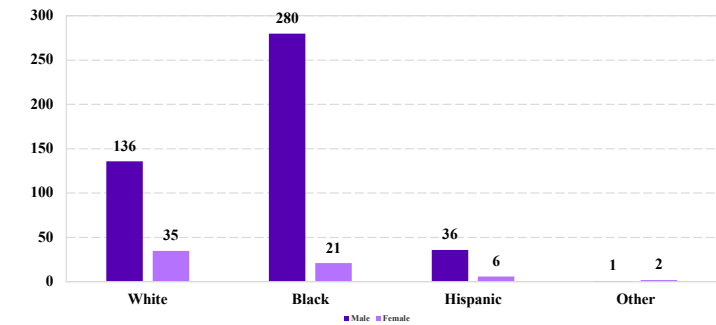
Cases with indeterminable sentence terms are excluded from the calculation of the Mean Sentence or Median Sentence category. Sentences greater than 470 months and probation were included in the sentence average computations as 470 months and zero months, respectively. Cases in the Total Receiving Imprisonment, Total Receiving Probation, and Fine Only categories total 100 percent of all cases. Cases missing information required for a specific analysis were excluded from that analysis. Descriptions of variables used in this analysis are provided in Appendix A.

SOURCE: U.S. Sentencing Commission, 2020 - 2024 Datafiles, USSCFY20 - USSCFY24.

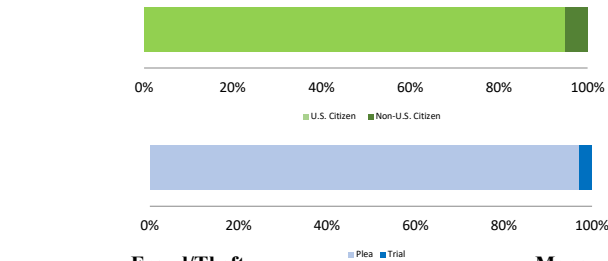
Number of Sentenced Individuals Over Time



Race and Gender



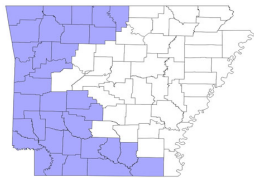
Citizenship, Guilty Pleas, and Trials



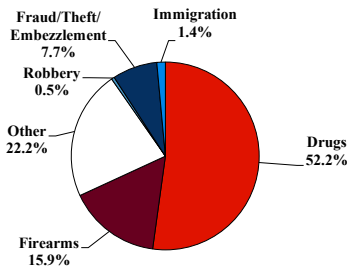
District at a Glance

Western District of Arkansas

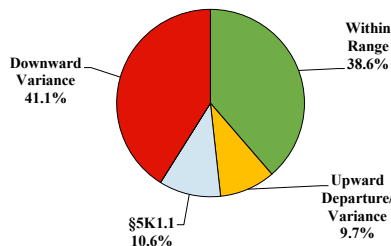
Fiscal Year 2024



Type of Crime



Sentence Imposed Relative to the Guideline Range



SENTENCING INFORMATION BY TYPE OF CRIME

	TOTAL	Immigration	Drug Trafficking	Firearms	Fraud/Theft /Embezzle	Robbery	Child Porn	Money Laundering	All Other
	207	3	108	33	16	1	13	11	22
Mean Sentence (months)	109	22	120	83	14	--	116	116	168
Median Sentence (months)	96	28	118	80	10	--	87	108	128

IMPRISONMENT

Total Receiving Imprisonment	196	3	108	33	8	1	13	11	19
Prison Only	196	3	108	33	8	1	13	11	19
Up to 12 Months	5	1	1	0	2	0	0	0	1
13 to 60 Months	50	2	19	13	6	1	2	1	6
61 to 120 Months	74	0	44	14	0	0	9	6	1
Over 120 Months	67	0	44	6	0	0	2	4	11
Prison and Alternatives	0	0	0	0	0	0	0	0	0

PROBATION

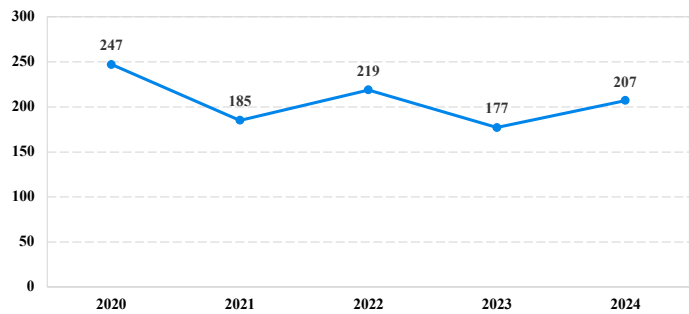
Total Receiving Probation	11	0	0	0	8	0	0	0	3
Probation Only	5	0	0	0	3	0	0	0	2
Probation and Alternatives	6	0	0	0	5	0	0	0	1

FINE ONLY	0	0	0	0	0	0	0	0	0
-----------	---	---	---	---	---	---	---	---	---

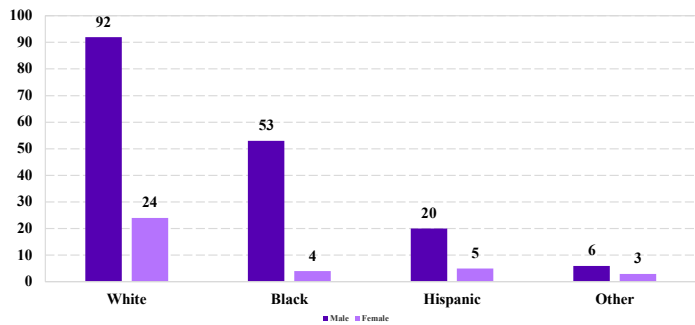
Cases with indeterminable sentence terms are excluded from the calculation of the Mean Sentence or Median Sentence category. Sentences greater than 470 months and probation were included in the sentence average computations as 470 months and zero months, respectively. Cases in the Total Receiving Imprisonment, Total Receiving Probation, and Fine Only categories total 100 percent of all cases. Cases missing information required for a specific analysis were excluded from that analysis. Descriptions of variables used in this analysis are provided in Appendix A.

SOURCE: U.S. Sentencing Commission, 2020 - 2024 Datafiles, USSCFY20 - USSCFY24.

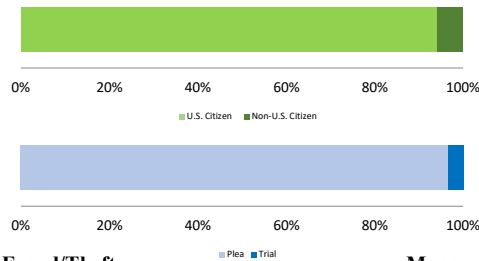
Number of Sentenced Individuals Over Time



Race and Gender



Citizenship, Guilty Pleas, and Trials



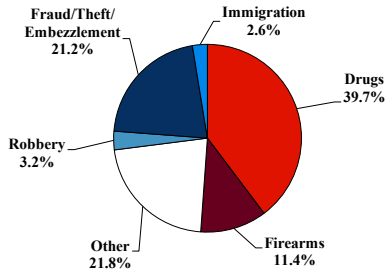
District at a Glance

Central District of California

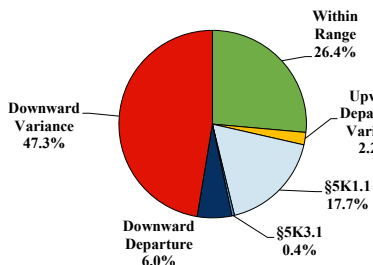
Fiscal Year 2024



Type of Crime



Sentence Imposed Relative to the Guideline Range



SENTENCING INFORMATION BY TYPE OF CRIME

	TOTAL	Immigration	Drug Trafficking	Firearms	Fraud/Theft /Embezzle	Robbery	Child Porn	Money Laundering	All Other
	926	24	360	106	196	30	24	42	144
Mean Sentence (months)	63	18	88	34	31	109	87	42	69
Median Sentence (months)	37	10	72	30	21	81	74	12	17

IMPRISONMENT

Total Receiving Imprisonment	821	19	349	97	165	30	24	32	105
Prison Only	777	18	334	91	151	28	24	30	101
Up to 12 Months	105	8	23	12	31	1	0	9	21
13 to 60 Months	347	9	105	66	92	8	10	10	47
61 to 120 Months	182	1	119	12	22	10	9	6	3
Over 120 Months	143	0	87	1	6	9	5	5	30
Prison and Alternatives	44	1	15	6	14	2	0	2	4

PROBATION

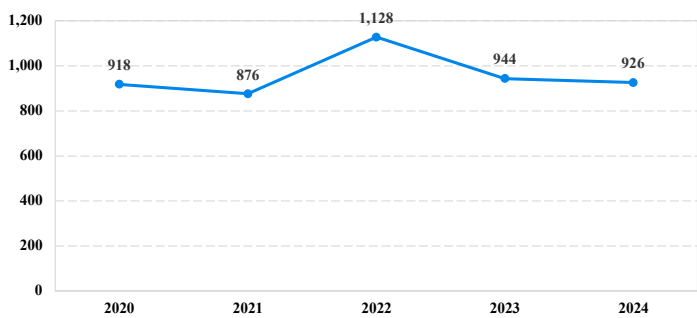
Total Receiving Probation	101	5	11	8	31	0	0	10	36
Probation Only	68	4	9	6	25	0	0	4	20
Probation and Alternatives	33	1	2	2	6	0	0	6	16

FINE ONLY	4	0	0	1	0	0	0	0	3
-----------	---	---	---	---	---	---	---	---	---

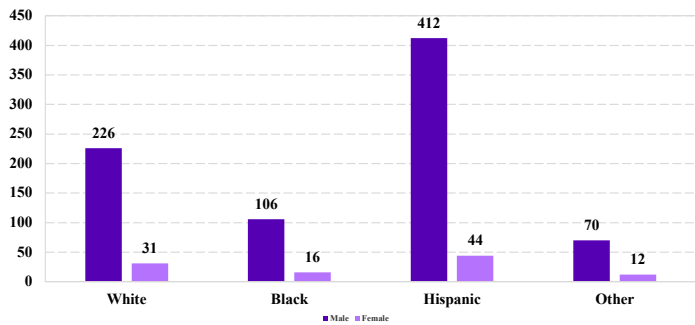
Cases with indeterminable sentence terms are excluded from the calculation of the Mean Sentence or Median Sentence category. Sentences greater than 470 months and probation were included in the sentence average computations as 470 months and zero months, respectively. Cases in the Total Receiving Imprisonment, Total Receiving Probation, and Fine Only categories total 100 percent of all cases. Cases missing information required for a specific analysis were excluded from that analysis. Descriptions of variables used in this analysis are provided in Appendix A.

SOURCE: U.S. Sentencing Commission, 2020 - 2024 Datafiles, USSCFY20 - USSCFY24.

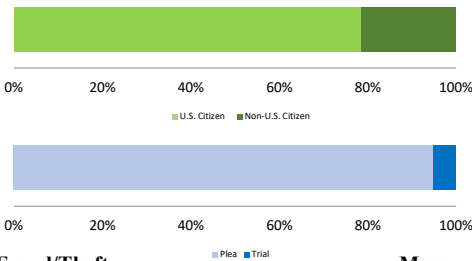
Number of Sentenced Individuals Over Time



Race and Gender



Citizenship, Guilty Pleas, and Trials



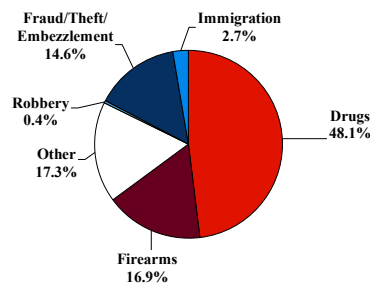
District at a Glance

Eastern District of California

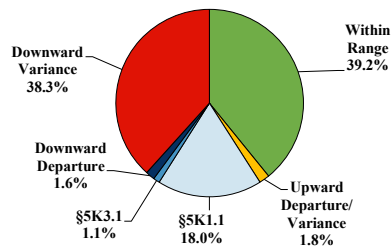
Fiscal Year 2024



Type of Crime



Sentence Imposed Relative to the Guideline Range



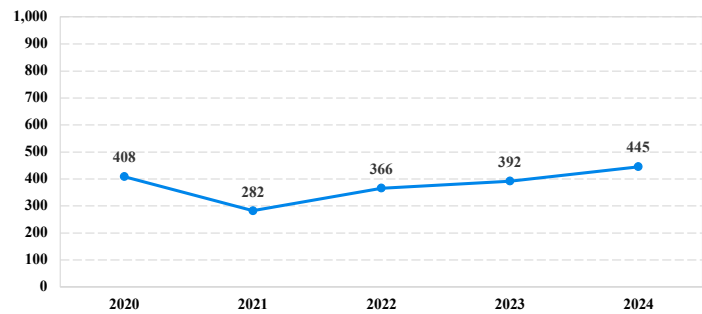
SENTENCING INFORMATION BY TYPE OF CRIME

	TOTAL	Immigration	Drug Trafficking	Firearms	Fraud/Theft /Embezzle	Robbery	Child Porn	Money Laundering	All Other
	445	12	214	75	65	2	15	7	55
Mean Sentence (months)	72	20	77	50	28	--	166	54	123
Median Sentence (months)	48	18	60	46	18	--	132	37	33
IMPRISONMENT									
Total Receiving Imprisonment	421	12	211	74	54	2	15	5	48
Prison Only	405	12	202	71	53	2	15	5	45
Up to 12 Months	60	4	29	7	11	0	0	1	8
13 to 60 Months	172	8	69	42	32	2	1	2	16
61 to 120 Months	94	0	57	20	10	0	5	1	1
Over 120 Months	79	0	47	2	0	0	9	1	20
Prison and Alternatives	16	0	9	3	1	0	0	0	3
PROBATION									
Total Receiving Probation	23	0	3	1	11	0	0	2	6
Probation Only	19	0	3	1	9	0	0	2	4
Probation and Alternatives	4	0	0	0	2	0	0	0	2
FINE ONLY									
	1	0	0	0	0	0	0	0	1

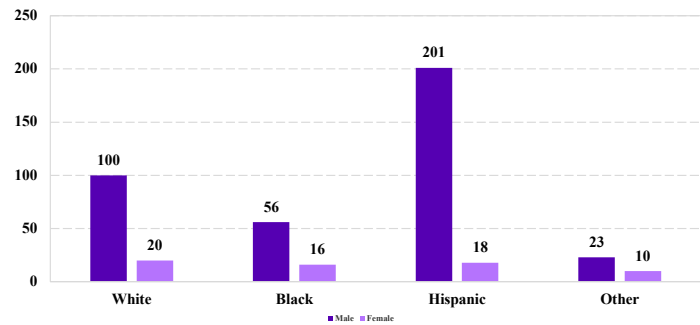
Cases with indeterminable sentence terms are excluded from the calculation of the Mean Sentence or Median Sentence category. Sentences greater than 470 months and probation were included in the sentence average computations as 470 months and zero months, respectively. Cases in the Total Receiving Imprisonment, Total Receiving Probation, and Fine Only categories total 100 percent of all cases. Cases missing information required for a specific analysis were excluded from that analysis. Descriptions of variables used in this analysis are provided in Appendix A.

SOURCE: U.S. Sentencing Commission, 2020 - 2024 Datafiles, USSCFY20 - USSCFY24.

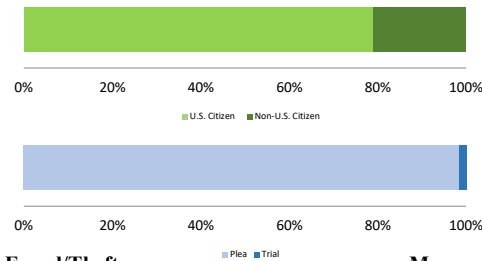
Number of Sentenced Individuals Over Time



Race and Gender



Citizenship, Guilty Pleas, and Trials



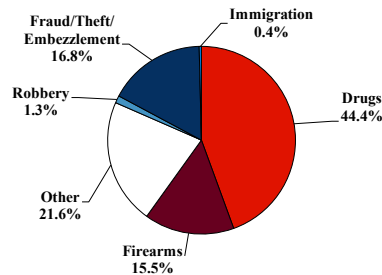
District at a Glance

Northern District of California

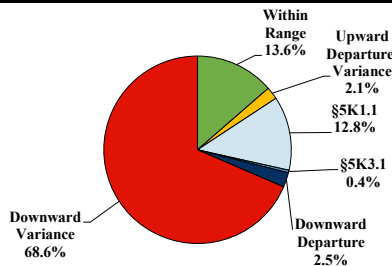
Fiscal Year 2024



Type of Crime



Sentence Imposed Relative to the Guideline Range



SENTENCING INFORMATION BY TYPE OF CRIME

	TOTAL	Immigration	Drug Trafficking	Firearms	Fraud/Theft /Embezzle	Robbery	Child Porn	Money Laundering	All Other
	477	2	212	74	80	6	10	9	84
Mean Sentence (months)	37	--	21	29	15	22	73	8	110
Median Sentence (months)	11	--	0	27	6	15	60	3	27

IMPRISONMENT

Total Receiving Imprisonment	436	1	206	70	60	6	9	7	77
Prison Only	429	1	204	69	58	6	9	7	75
Up to 12 Months	201	1	118	19	33	2	0	3	25
13 to 60 Months	154	0	62	44	21	3	5	4	15
61 to 120 Months	45	0	21	6	3	1	4	0	10
Over 120 Months	29	0	3	0	1	0	0	0	25
Prison and Alternatives	7	0	2	1	2	0	0	0	2

PROBATION

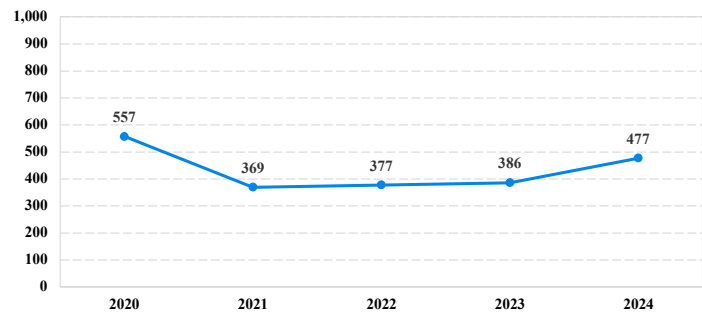
Total Receiving Probation	41	1	6	4	20	0	1	2	7
Probation Only	36	1	6	3	18	0	0	2	6
Probation and Alternatives	5	0	0	1	2	0	1	0	1

FINE ONLY	0	0	0	0	0	0	0	0	0
-----------	---	---	---	---	---	---	---	---	---

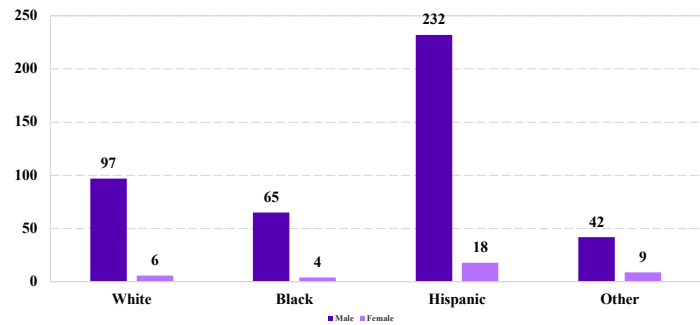
Cases with indeterminable sentence terms are excluded from the calculation of the Mean Sentence or Median Sentence category. Sentences greater than 470 months and probation were included in the sentence average computations as 470 months and zero months, respectively. Cases in the Total Receiving Imprisonment, Total Receiving Probation, and Fine Only categories total 100 percent of all cases. Cases missing information required for a specific analysis were excluded from that analysis. Descriptions of variables used in this analysis are provided in Appendix A.

SOURCE: U.S. Sentencing Commission, 2020 - 2024 Datafiles, USSCFY20 - USSCFY24.

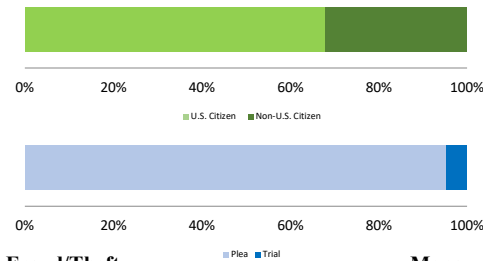
Number of Sentenced Individuals Over Time



Race and Gender



Citizenship, Guilty Pleas, and Trials



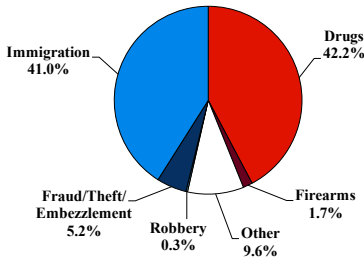
District at a Glance

Southern District of California

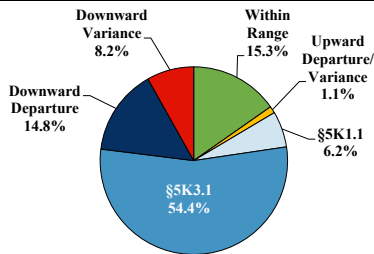
Fiscal Year 2024



Type of Crime



Sentence Imposed Relative to the Guideline Range



SENTENCING INFORMATION BY TYPE OF CRIME

	TOTAL	Immigration	Drug Trafficking	Firearms	Fraud/Theft /Embezzle	Robbery	Child Porn	Money Laundering	All Other
	2,634	1,081	1,103	44	136	7	14	119	130
Mean Sentence (months)	22	9	33	34	12	64	59	29	27
Median Sentence (months)	13	6	24	25	6	57	50	13	6

IMPRISONMENT

Total Receiving Imprisonment	2,496	1,039	1,059	41	119	7	14	112	105
Prison Only	2,334	1,000	960	36	113	7	13	106	99
Up to 12 Months	969	689	118	3	62	0	0	43	54
13 to 60 Months	1,183	307	714	26	49	4	8	47	28
61 to 120 Months	148	4	104	6	2	3	4	15	10
Over 120 Months	34	0	24	1	0	0	1	1	7
Prison and Alternatives	162	39	99	5	6	0	1	6	6

PROBATION

Total Receiving Probation	137	42	44	3	16	0	0	7	25
Probation Only	102	32	29	1	15	0	0	6	19
Probation and Alternatives	35	10	15	2	1	0	0	1	6

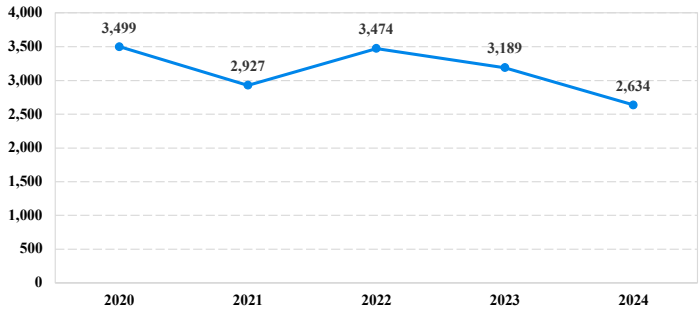
FINE ONLY

	1	0	0	0	1	0	0	0	0
--	---	---	---	---	---	---	---	---	---

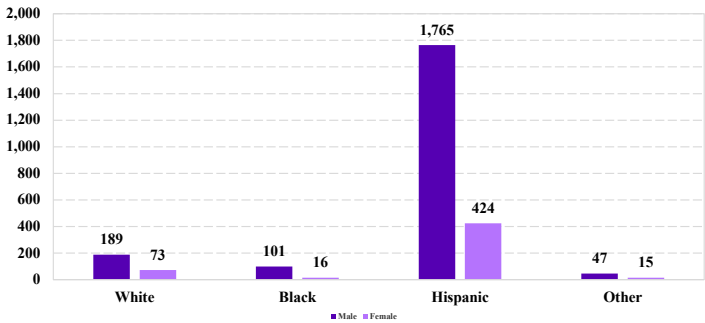
Cases with indeterminable sentence terms are excluded from the calculation of the Mean Sentence or Median Sentence category. Sentences greater than 470 months and probation were included in the sentence average computations as 470 months and zero months, respectively. Cases in the Total Receiving Imprisonment, Total Receiving Probation, and Fine Only categories total 100 percent of all cases. Cases missing information required for a specific analysis were excluded from that analysis. Descriptions of variables used in this analysis are provided in Appendix A.

SOURCE: U.S. Sentencing Commission, 2020 - 2024 Datafiles, USSCFY20 - USSCFY24.

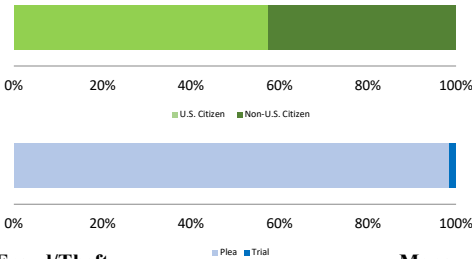
Number of Sentenced Individuals Over Time



Race and Gender



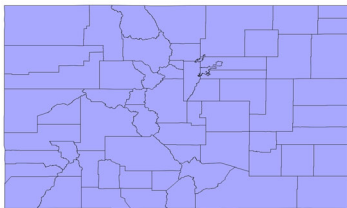
Citizenship, Guilty Pleas, and Trials



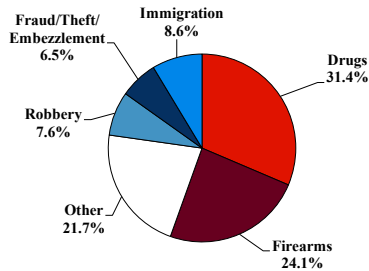
District at a Glance

District of Colorado

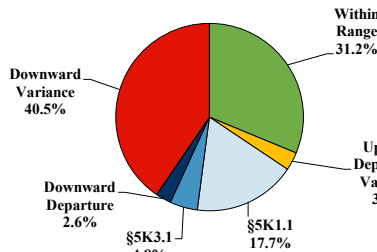
Fiscal Year 2024



Type of Crime



Sentence Imposed Relative to the Guideline Range



SENTENCING INFORMATION BY TYPE OF CRIME

	TOTAL	Immigration	Drug Trafficking	Firearms	Fraud/Theft /Embezzle	Robbery	Child Porn	Money Laundering	All Other
	382	33	118	92	25	29	5	16	64
Mean Sentence (months)	62	21	85	55	24	100	101	89	41
Median Sentence (months)	45	18	77	48	10	74	90	56	12

IMPRISONMENT

Total Receiving Imprisonment	345	33	113	87	18	29	5	15	45
Prison Only	340	33	111	86	18	28	5	14	45
Up to 12 Months	27	9	1	1	6	0	0	1	9
13 to 60 Months	180	24	41	60	9	12	1	7	26
61 to 120 Months	85	0	47	20	3	8	3	2	2
Over 120 Months	48	0	22	5	0	8	1	4	8
Prison and Alternatives	5	0	2	1	0	1	0	1	0

PROBATION

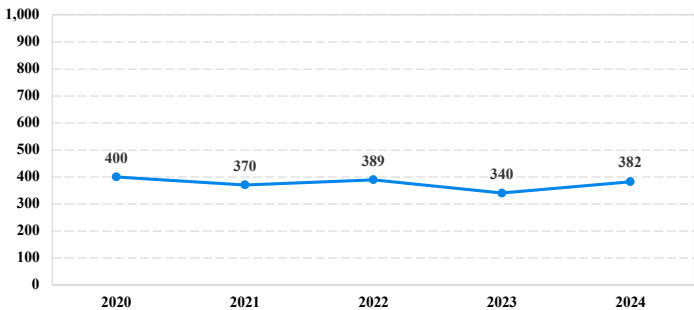
Total Receiving Probation	37	0	5	5	7	0	0	1	19
Probation Only	32	0	4	5	6	0	0	1	16
Probation and Alternatives	5	0	1	0	1	0	0	0	3

FINE ONLY	0	0	0	0	0	0	0	0	0
-----------	---	---	---	---	---	---	---	---	---

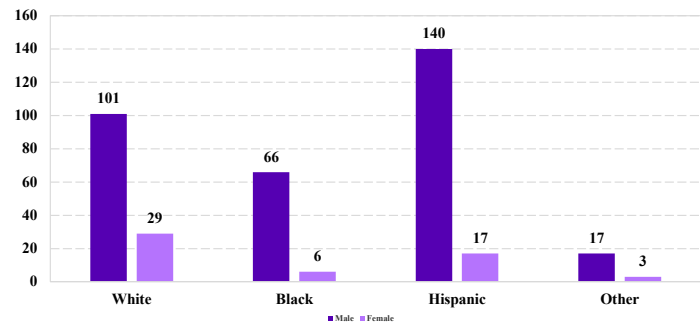
Cases with indeterminable sentence terms are excluded from the calculation of the Mean Sentence or Median Sentence category. Sentences greater than 470 months and probation were included in the sentence average computations as 470 months and zero months, respectively. Cases in the Total Receiving Imprisonment, Total Receiving Probation, and Fine Only categories total 100 percent of all cases. Cases missing information required for a specific analysis were excluded from that analysis. Descriptions of variables used in this analysis are provided in Appendix A.

SOURCE: U.S. Sentencing Commission, 2020 - 2024 Datafiles, USSCFY20 - USSCFY24.

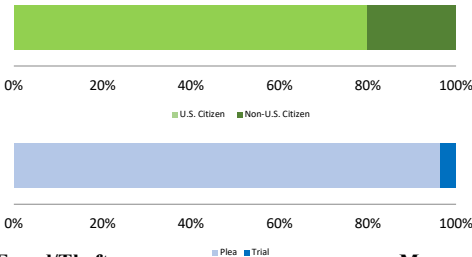
Number of Sentenced Individuals Over Time



Race and Gender



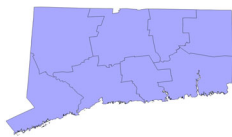
Citizenship, Guilty Pleas, and Trials



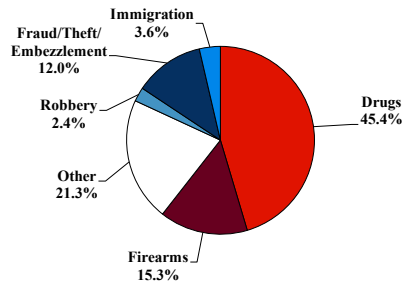
District at a Glance

District of Connecticut

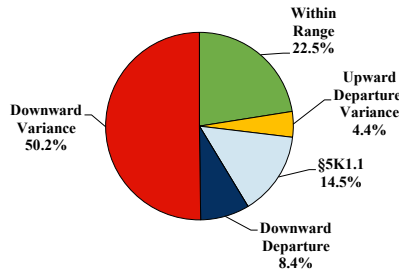
Fiscal Year 2024



Type of Crime



Sentence Imposed Relative to the Guideline Range



SENTENCING INFORMATION BY TYPE OF CRIME

	TOTAL	Immigration	Drug Trafficking	Firearms	Fraud/Theft /Embezzle	Robbery	Child Porn	Money Laundering	All Other
	249	9	112	38	30	6	7	4	43
Mean Sentence (months)	58	14	48	54	17	70	45	17	131
Median Sentence (months)	30	14	28	54	14	70	24	22	115

IMPRISONMENT

Total Receiving Imprisonment	228	9	101	38	25	6	7	3	39
Prison Only	218	9	95	36	24	6	7	2	39
Up to 12 Months	43	4	24	1	7	0	1	0	6
13 to 60 Months	102	5	40	23	16	3	4	2	9
61 to 120 Months	39	0	19	10	1	2	2	0	5
Over 120 Months	34	0	12	2	0	1	0	0	19
Prison and Alternatives	10	0	6	2	1	0	0	1	0

PROBATION

Total Receiving Probation	21	0	11	0	5	0	0	1	4
Probation Only	17	0	9	0	4	0	0	1	3
Probation and Alternatives	4	0	2	0	1	0	0	0	1

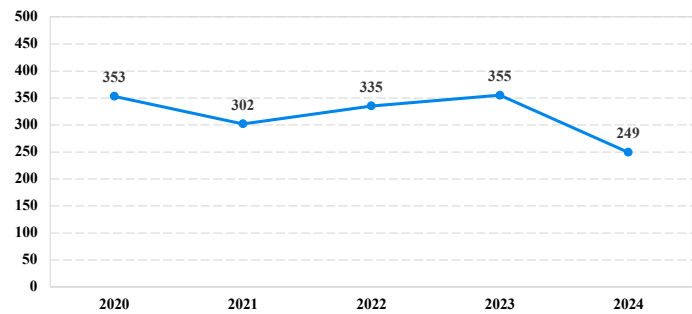
FINE ONLY

	0	0	0	0	0	0	0	0	0
--	---	---	---	---	---	---	---	---	---

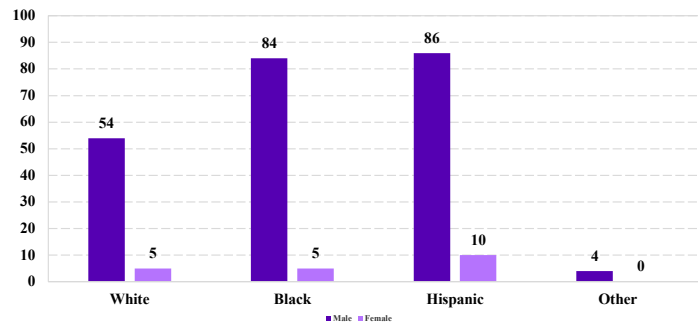
Cases with indeterminable sentence terms are excluded from the calculation of the Mean Sentence or Median Sentence category. Sentences greater than 470 months and probation were included in the sentence average computations as 470 months and zero months, respectively. Cases in the Total Receiving Imprisonment, Total Receiving Probation, and Fine Only categories total 100 percent of all cases. Cases missing information required for a specific analysis were excluded from that analysis. Descriptions of variables used in this analysis are provided in Appendix A.

SOURCE: U.S. Sentencing Commission, 2020 - 2024 Datafiles, USSCFY20 - USSCFY24.

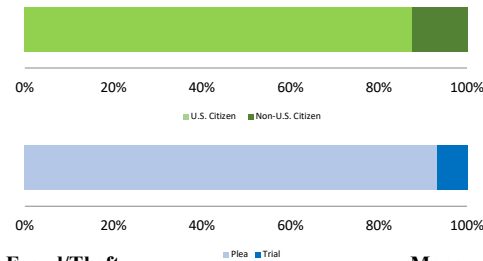
Number of Sentenced Individuals Over Time



Race and Gender



Citizenship, Guilty Pleas, and Trials



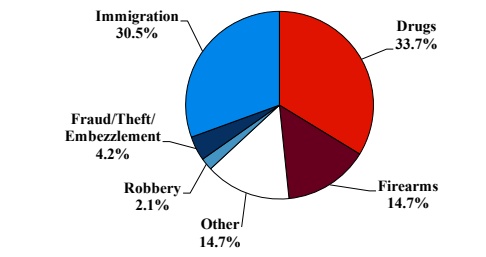
District at a Glance

District of Delaware

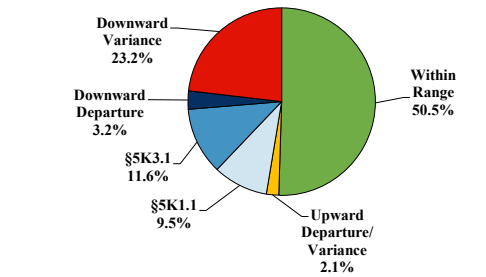
Fiscal Year 2024



Type of Crime



Sentence Imposed Relative to the Guideline Range



SENTENCING INFORMATION BY TYPE OF CRIME

	TOTAL	Immigration	Drug Trafficking	Firearms	Fraud/Theft /Embezzle	Robbery	Child Porn	Money Laundering	All Other
	95	29	32	14	4	2	1	7	6
Mean Sentence (months)	43	9	76	36	4	--	--	38	54
Median Sentence (months)	20	6	62	33	0	--	--	24	36

IMPRISONMENT

Total Receiving Imprisonment	87	28	30	14	1	2	1	7	4
Prison Only	87	28	30	14	1	2	1	7	4
Up to 12 Months	25	18	4	0	0	0	0	2	1
13 to 60 Months	40	10	10	13	1	1	0	4	1
61 to 120 Months	16	0	11	1	0	1	1	0	2
Over 120 Months	6	0	5	0	0	0	0	1	0
Prison and Alternatives	0	0	0	0	0	0	0	0	0

PROBATION

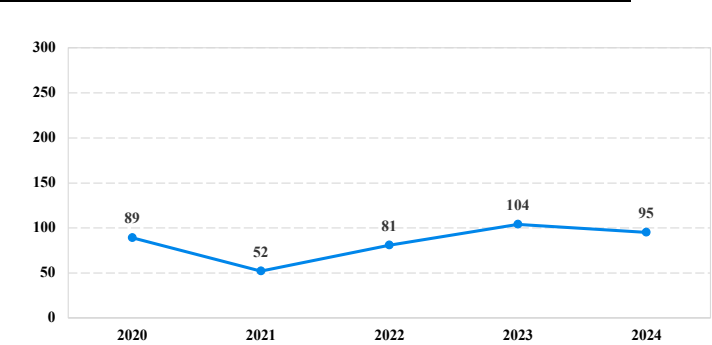
Total Receiving Probation	8	1	2	0	3	0	0	0	2
Probation Only	5	0	2	0	3	0	0	0	0
Probation and Alternatives	3	1	0	0	0	0	0	0	2

FINE ONLY	0	0	0	0	0	0	0	0	0
-----------	---	---	---	---	---	---	---	---	---

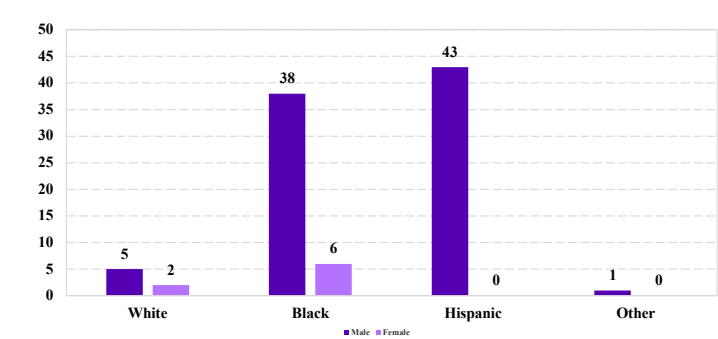
Cases with indeterminable sentence terms are excluded from the calculation of the Mean Sentence or Median Sentence category. Sentences greater than 470 months and probation were included in the sentence average computations as 470 months and zero months, respectively. Cases in the Total Receiving Imprisonment, Total Receiving Probation, and Fine Only categories total 100 percent of all cases. Cases missing information required for a specific analysis were excluded from that analysis. Descriptions of variables used in this analysis are provided in Appendix A.

SOURCE: U.S. Sentencing Commission, 2020 - 2024 Datafiles, USSCFY20 - USSCFY24.

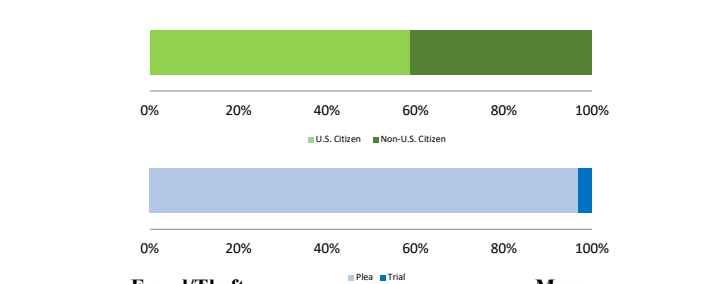
Number of Sentenced Individuals Over Time



Race and Gender



Citizenship, Guilty Pleas, and Trials



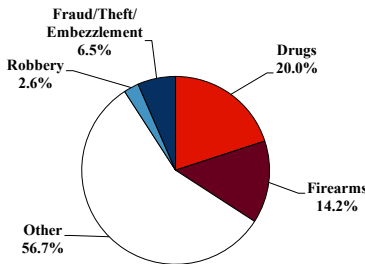
District at a Glance

District of Columbia

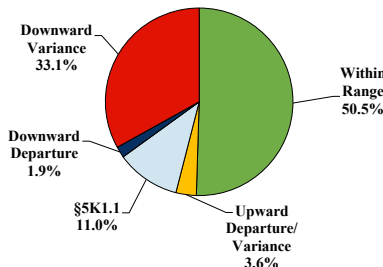
Fiscal Year 2024



Type of Crime



Sentence Imposed Relative to the Guideline Range



SENTENCING INFORMATION BY TYPE OF CRIME

	TOTAL	Immigration	Drug Trafficking	Firearms	Fraud/Theft /Embezzle	Robbery	Child Porn	Money Laundering	All Other
	536	0	107	76	35	14	9	11	284
Mean Sentence (months)	51	--	77	52	22	128	91	116	38
Median Sentence (months)	30	--	63	46	18	121	97	90	18

IMPRISONMENT

Total Receiving Imprisonment	472	0	105	76	28	14	9	10	230
Prison Only	445	0	102	74	25	14	9	9	212
Up to 12 Months	77	0	8	3	6	0	0	0	60
13 to 60 Months	227	0	39	53	17	1	1	3	113
61 to 120 Months	90	0	36	16	2	6	8	1	21
Over 120 Months	51	0	19	2	0	7	0	5	18
Prison and Alternatives	27	0	3	2	3	0	0	1	18

PROBATION

Total Receiving Probation	64	0	2	0	7	0	0	1	54
Probation Only	27	0	1	0	2	0	0	1	23
Probation and Alternatives	37	0	1	0	5	0	0	0	31

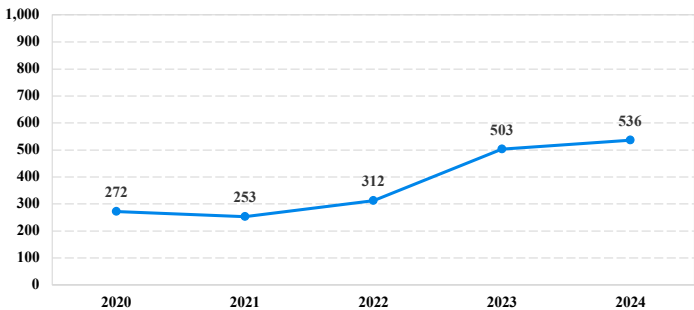
FINE ONLY

	0	0	0	0	0	0	0	0	0
--	---	---	---	---	---	---	---	---	---

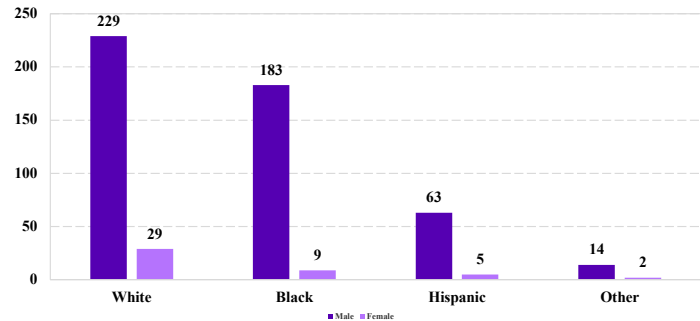
Cases with indeterminable sentence terms are excluded from the calculation of the Mean Sentence or Median Sentence category. Sentences greater than 470 months and probation were included in the sentence average computations as 470 months and zero months, respectively. Cases in the Total Receiving Imprisonment, Total Receiving Probation, and Fine Only categories total 100 percent of all cases. Cases missing information required for a specific analysis were excluded from that analysis. Descriptions of variables used in this analysis are provided in Appendix A.

SOURCE: U.S. Sentencing Commission, 2020 - 2024 Datafiles, USSCFY20 - USSCFY24.

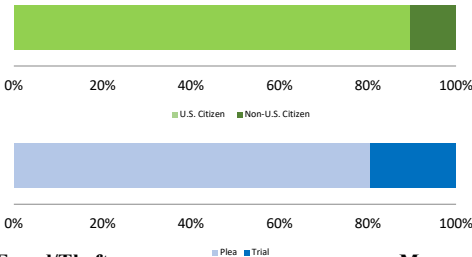
Number of Sentenced Individuals Over Time



Race and Gender



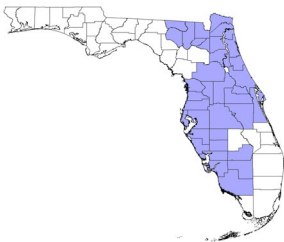
Citizenship, Guilty Pleas, and Trials



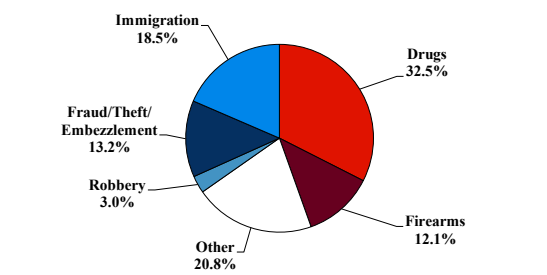
District at a Glance

Middle District of Florida

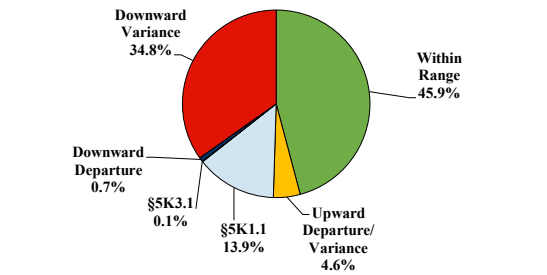
Fiscal Year 2024



Type of Crime



Sentence Imposed Relative to the Guideline Range



SENTENCING INFORMATION BY TYPE OF CRIME

	TOTAL	Immigration	Drug Trafficking	Firearms	Fraud/Theft /Embezzle	Robbery	Child Porn	Money Laundering	All Other
	1,136	210	369	137	150	34	71	26	139
Mean Sentence (months)	78	9	103	59	32	195	157	81	115
Median Sentence (months)	51	5	86	46	18	146	120	66	37

IMPRISONMENT

Total Receiving Imprisonment	1,035	196	365	129	105	34	71	22	113
Prison Only	1,028	196	363	128	101	34	71	22	113
Up to 12 Months	163	132	7	5	13	0	0	0	6
13 to 60 Months	369	63	97	73	66	4	9	8	49
61 to 120 Months	287	1	170	40	15	9	28	10	14
Over 120 Months	209	0	89	10	7	21	34	4	44
Prison and Alternatives	7	0	2	1	4	0	0	0	0

PROBATION

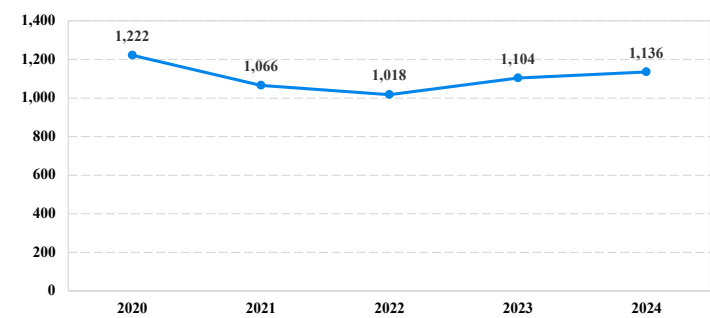
Total Receiving Probation	100	14	4	8	44	0	0	4	26
Probation Only	81	13	3	6	39	0	0	1	19
Probation and Alternatives	19	1	1	2	5	0	0	3	7

FINE ONLY	1	0	0	0	1	0	0	0	0
-----------	---	---	---	---	---	---	---	---	---

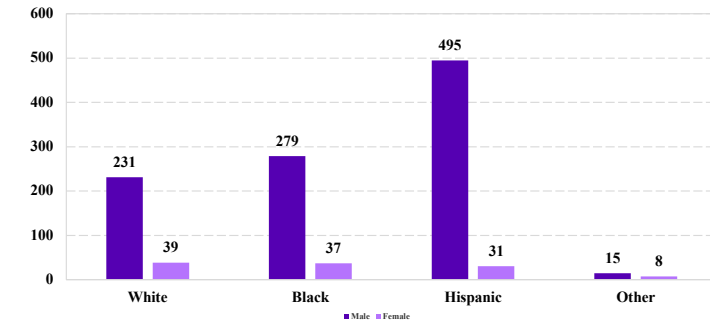
Cases with indeterminable sentence terms are excluded from the calculation of the Mean Sentence or Median Sentence category. Sentences greater than 470 months and probation were included in the sentence average computations as 470 months and zero months, respectively. Cases in the Total Receiving Imprisonment, Total Receiving Probation, and Fine Only categories total 100 percent of all cases. Cases missing information required for a specific analysis were excluded from that analysis. Descriptions of variables used in this analysis are provided in Appendix A.

SOURCE: U.S. Sentencing Commission, 2020 - 2024 Datafiles, USSCFY20 - USSCFY24.

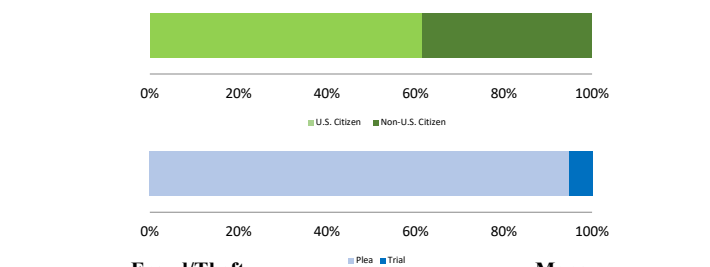
Number of Sentenced Individuals Over Time



Race and Gender



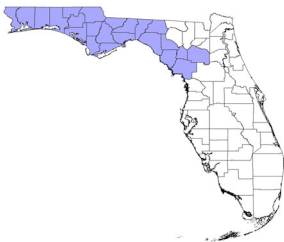
Citizenship, Guilty Pleas, and Trials



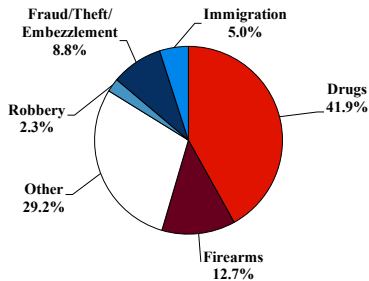
District at a Glance

Northern District of Florida

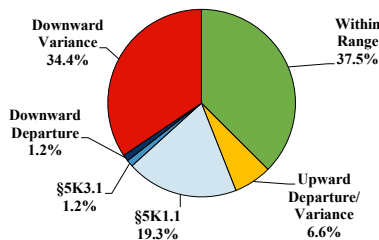
Fiscal Year 2024



Type of Crime



Sentence Imposed Relative to the Guideline Range



SENTENCING INFORMATION BY TYPE OF CRIME

	TOTAL	Immigration	Drug Trafficking	Firearms	Fraud/Theft /Embezzle	Robbery	Child Porn	Money Laundering	All Other
	260	13	108	33	23	6	21	13	43
Mean Sentence (months)	91	12	109	73	20	185	158	51	88
Median Sentence (months)	60	4	84	40	12	89	120	14	18

IMPRISONMENT

Total Receiving Imprisonment	242	13	107	33	18	6	21	13	31
Prison Only	234	13	103	31	17	6	21	13	30
Up to 12 Months	33	10	4	2	6	0	0	6	5
13 to 60 Months	73	2	29	16	9	3	1	3	10
61 to 120 Months	64	1	35	8	1	1	10	3	5
Over 120 Months	64	0	35	5	1	2	10	1	10
Prison and Alternatives	8	0	4	2	1	0	0	0	1

PROBATION

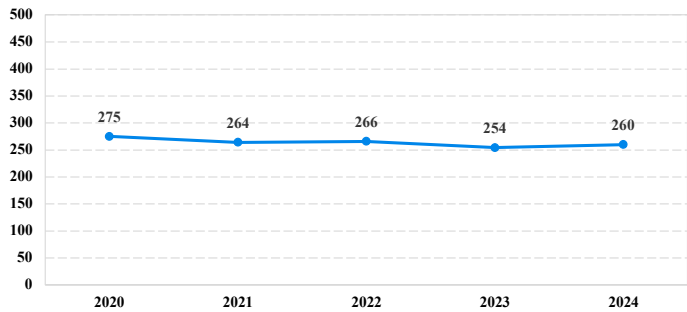
Total Receiving Probation	18	0	1	0	5	0	0	0	12
Probation Only	16	0	0	0	4	0	0	0	12
Probation and Alternatives	2	0	1	0	1	0	0	0	0

FINE ONLY	0	0	0	0	0	0	0	0	0
-----------	---	---	---	---	---	---	---	---	---

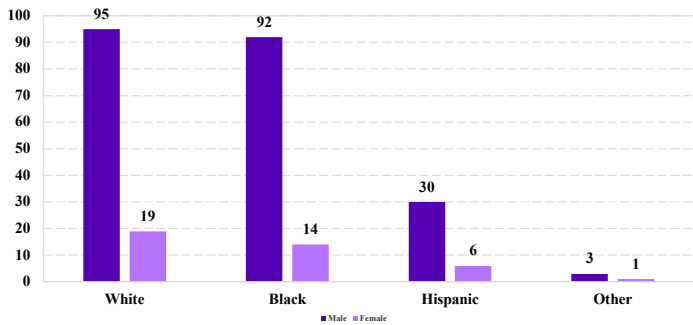
Cases with indeterminable sentence terms are excluded from the calculation of the Mean Sentence or Median Sentence category. Sentences greater than 470 months and probation were included in the sentence average computations as 470 months and zero months, respectively. Cases in the Total Receiving Imprisonment, Total Receiving Probation, and Fine Only categories total 100 percent of all cases. Cases missing information required for a specific analysis were excluded from that analysis. Descriptions of variables used in this analysis are provided in Appendix A.

SOURCE: U.S. Sentencing Commission, 2020 - 2024 Datafiles, USSCFY20 - USSCFY24.

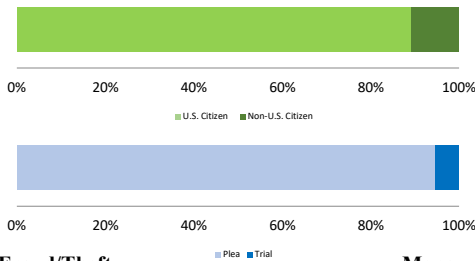
Number of Sentenced Individuals Over Time



Race and Gender



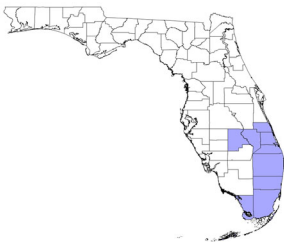
Citizenship, Guilty Pleas, and Trials



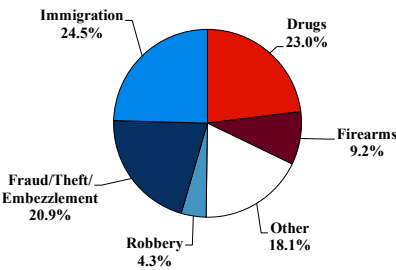
District at a Glance

Southern District of Florida

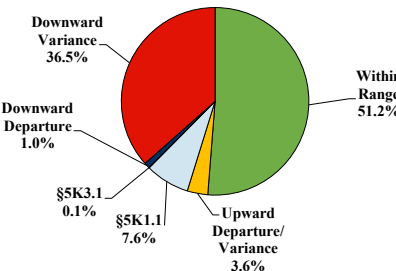
Fiscal Year 2024



Type of Crime



Sentence Imposed Relative to the Guideline Range



SENTENCING INFORMATION BY TYPE OF CRIME

	TOTAL	Immigration	Drug Trafficking	Firearms	Fraud/Theft /Embezzle	Robbery	Child Porn	Money Laundering	All Other
	1,377	338	317	126	288	59	45	54	150
Mean Sentence (months)	57	14	77	66	29	123	84	41	126
Median Sentence (months)	30	6	65	46	21	110	75	25	57

IMPRISONMENT

Total Receiving Imprisonment	1,289	334	317	121	237	59	45	44	132
Prison Only	1,243	330	311	115	213	58	45	41	130
Up to 12 Months	307	224	15	10	35	0	0	8	15
13 to 60 Months	530	95	132	60	144	17	17	18	47
61 to 120 Months	250	6	120	30	27	16	23	11	17
Over 120 Months	156	5	44	15	7	25	5	4	51
Prison and Alternatives	46	4	6	6	24	1	0	3	2

PROBATION

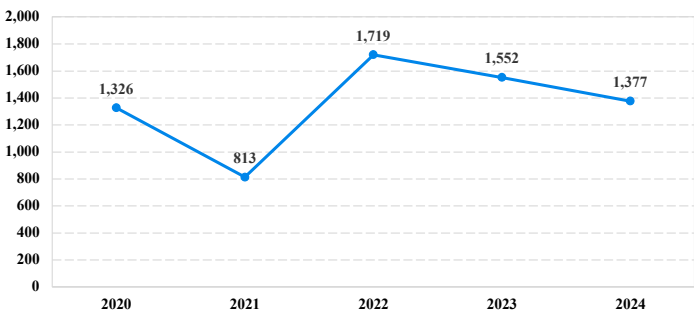
Total Receiving Probation	88	4	0	5	51	0	0	10	18
Probation Only	62	3	0	3	37	0	0	7	12
Probation and Alternatives	26	1	0	2	14	0	0	3	6

FINE ONLY	0	0	0	0	0	0	0	0	0
-----------	---	---	---	---	---	---	---	---	---

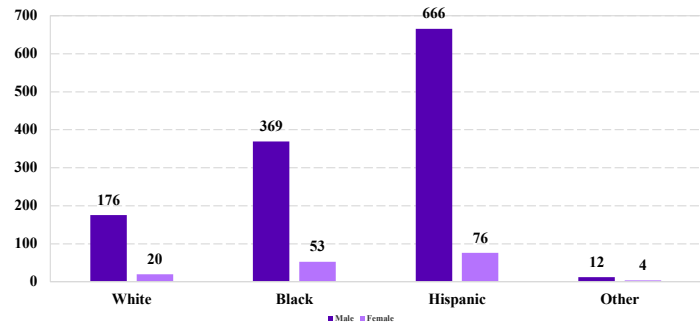
Cases with indeterminable sentence terms are excluded from the calculation of the Mean Sentence or Median Sentence category. Sentences greater than 470 months and probation were included in the sentence average computations as 470 months and zero months, respectively. Cases in the Total Receiving Imprisonment, Total Receiving Probation, and Fine Only categories total 100 percent of all cases. Cases missing information required for a specific analysis were excluded from that analysis. Descriptions of variables used in this analysis are provided in Appendix A.

SOURCE: U.S. Sentencing Commission, 2020 - 2024 Datafiles, USSCFY20 - USSCFY24.

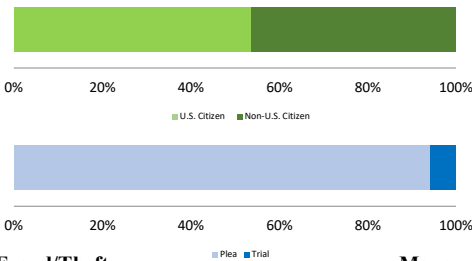
Number of Sentenced Individuals Over Time



Race and Gender



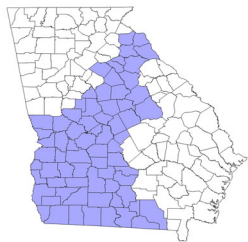
Citizenship, Guilty Pleas, and Trials



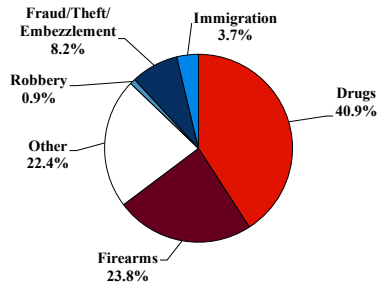
District at a Glance

Middle District of Georgia

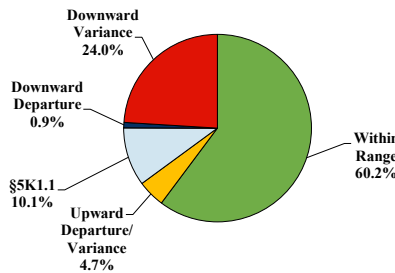
Fiscal Year 2024



Type of Crime



Sentence Imposed Relative to the Guideline Range



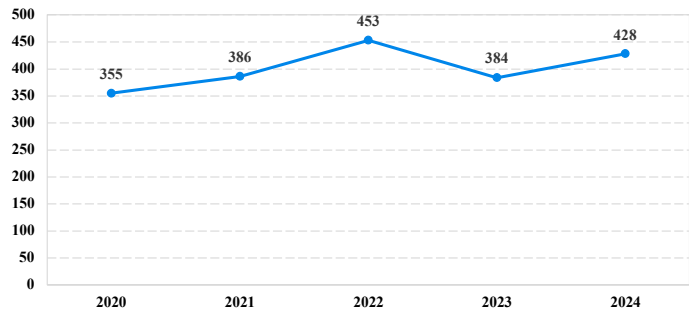
SENTENCING INFORMATION BY TYPE OF CRIME

	TOTAL	Immigration	Drug Trafficking	Firearms	Fraud/Theft /Embezzle	Robbery	Child Porn	Money Laundering	All Other
	428	16	175	102	35	4	8	2	86
Mean Sentence (months)	82	18	118	74	26	61	120	--	49
Median Sentence (months)	57	18	100	62	24	62	103	--	0
IMPRISONMENT									
Total Receiving Imprisonment	361	16	168	96	29	4	8	2	38
Prison Only	361	16	168	96	29	4	8	2	38
Up to 12 Months	25	5	3	2	6	0	0	2	7
13 to 60 Months	144	10	50	43	21	2	1	0	17
61 to 120 Months	99	1	46	41	2	2	5	0	2
Over 120 Months	93	0	69	10	0	0	2	0	12
Prison and Alternatives	0	0	0	0	0	0	0	0	0
PROBATION									
Total Receiving Probation	43	0	7	6	6	0	0	0	24
Probation Only	43	0	7	6	6	0	0	0	24
Probation and Alternatives	0	0	0	0	0	0	0	0	0
FINE ONLY									
	24	0	0	0	0	0	0	0	24

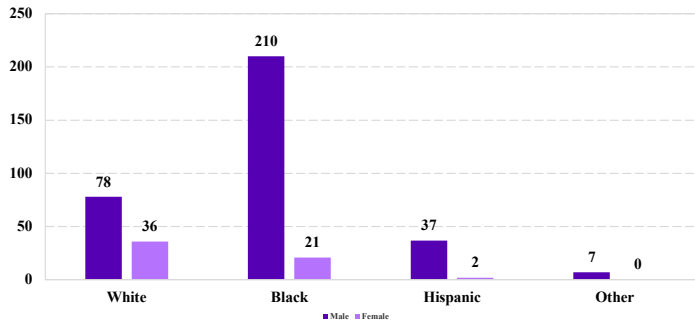
Cases with indeterminable sentence terms are excluded from the calculation of the Mean Sentence or Median Sentence category. Sentences greater than 470 months and probation were included in the sentence average computations as 470 months and zero months, respectively. Cases in the Total Receiving Imprisonment, Total Receiving Probation, and Fine Only categories total 100 percent of all cases. Cases missing information required for a specific analysis were excluded from that analysis. Descriptions of variables used in this analysis are provided in Appendix A.

SOURCE: U.S. Sentencing Commission, 2020 - 2024 Datafiles, USSCFY20 - USSCFY24.

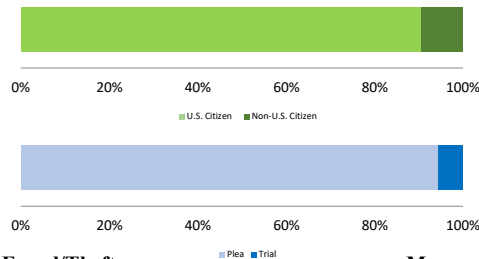
Number of Sentenced Individuals Over Time



Race and Gender



Citizenship, Guilty Pleas, and Trials



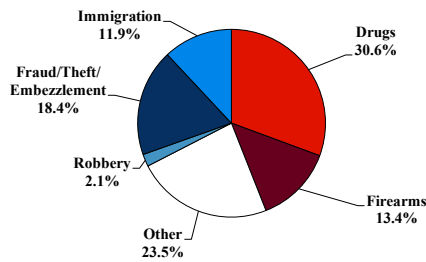
District at a Glance

Northern District of Georgia

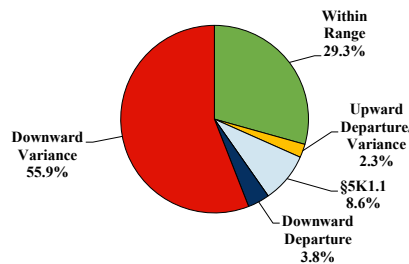
Fiscal Year 2024



Type of Crime



Sentence Imposed Relative to the Guideline Range



SENTENCING INFORMATION BY TYPE OF CRIME

	TOTAL	Immigration	Drug Trafficking	Firearms	Fraud/Theft /Embezzle	Robbery	Child Porn	Money Laundering	All Other
	477	57	146	64	88	10	17	33	62
Mean Sentence (months)	64	11	98	49	30	90	73	89	77
Median Sentence (months)	46	7	86	43	18	75	70	54	26

IMPRISONMENT

Total Receiving Imprisonment	430	55	141	55	65	10	17	33	54
Prison Only	424	55	140	52	64	10	17	33	53
Up to 12 Months	61	33	2	1	12	0	0	2	11
13 to 60 Months	183	22	39	31	38	5	8	16	24
61 to 120 Months	110	0	58	17	12	3	8	7	5
Over 120 Months	70	0	41	3	2	2	1	8	13
Prison and Alternatives	6	0	1	3	1	0	0	0	1

PROBATION

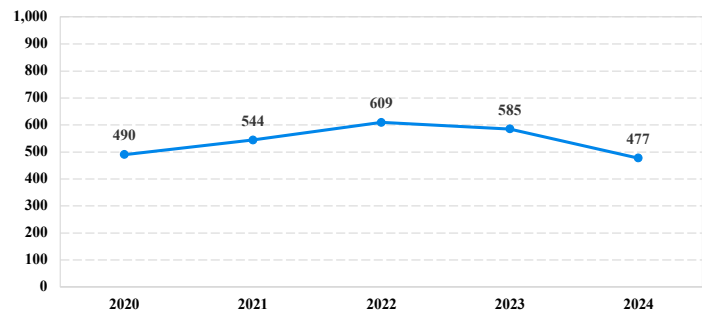
Total Receiving Probation	46	2	5	9	22	0	0	0	8
Probation Only	30	2	4	7	12	0	0	0	5
Probation and Alternatives	16	0	1	2	10	0	0	0	3

FINE ONLY	1	0	0	0	1	0	0	0	0
-----------	---	---	---	---	---	---	---	---	---

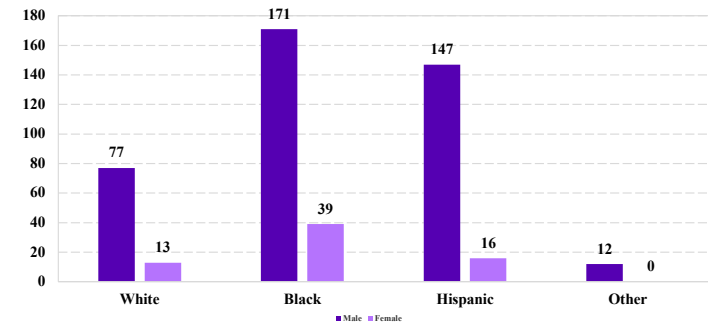
Cases with indeterminable sentence terms are excluded from the calculation of the Mean Sentence or Median Sentence category. Sentences greater than 470 months and probation were included in the sentence average computations as 470 months and zero months, respectively. Cases in the Total Receiving Imprisonment, Total Receiving Probation, and Fine Only categories total 100 percent of all cases. Cases missing information required for a specific analysis were excluded from that analysis. Descriptions of variables used in this analysis are provided in Appendix A.

SOURCE: U.S. Sentencing Commission, 2020 - 2024 Datafiles, USSCFY20 - USSCFY24.

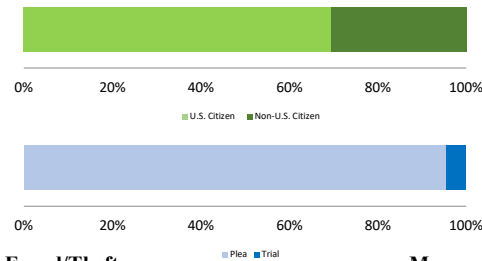
Number of Sentenced Individuals Over Time



Race and Gender



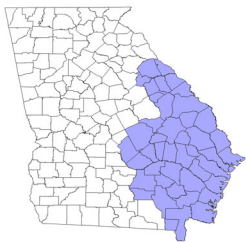
Citizenship, Guilty Pleas, and Trials



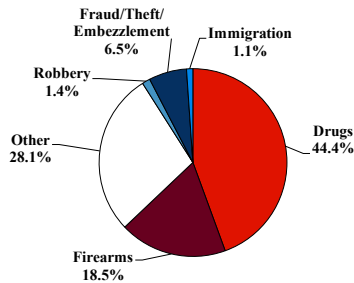
District at a Glance

Southern District of Georgia

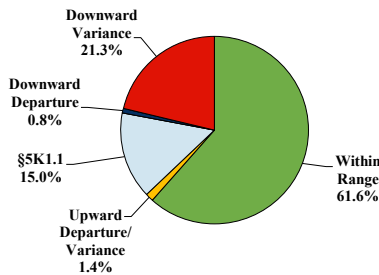
Fiscal Year 2024



Type of Crime



Sentence Imposed Relative to the Guideline Range



SENTENCING INFORMATION BY TYPE OF CRIME

	TOTAL	Immigration	Drug Trafficking	Firearms	Fraud/Theft /Embezzle	Robbery	Child Porn	Money Laundering	All Other
	367	4	163	68	24	5	3	1	99
Mean Sentence (months)	60	8	82	62	26	120	104	--	29
Median Sentence (months)	40	5	68	51	18	147	110	--	0

IMPRISONMENT

Total Receiving Imprisonment	305	4	147	65	18	5	3	1	62
Prison Only	303	4	147	65	17	5	3	1	61
Up to 12 Months	43	3	4	1	2	0	0	0	33
13 to 60 Months	126	1	59	35	11	1	0	1	18
61 to 120 Months	82	0	49	25	4	1	2	0	1
Over 120 Months	52	0	35	4	0	3	1	0	9
Prison and Alternatives	2	0	0	0	1	0	0	0	1

PROBATION

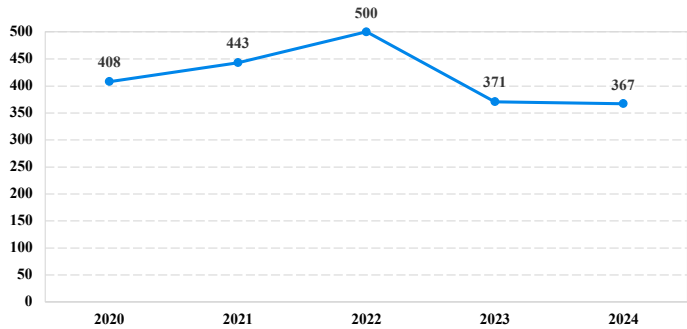
Total Receiving Probation	59	0	16	3	6	0	0	0	34
Probation Only	54	0	13	3	5	0	0	0	33
Probation and Alternatives	5	0	3	0	1	0	0	0	1

FINE ONLY	3	0	0	0	0	0	0	0	3
-----------	---	---	---	---	---	---	---	---	---

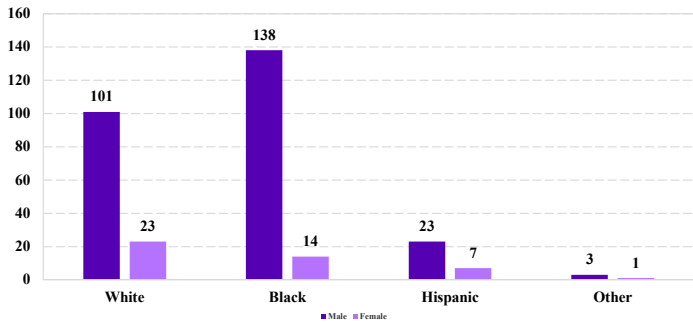
Cases with indeterminable sentence terms are excluded from the calculation of the Mean Sentence or Median Sentence category. Sentences greater than 470 months and probation were included in the sentence average computations as 470 months and zero months, respectively. Cases in the Total Receiving Imprisonment, Total Receiving Probation, and Fine Only categories total 100 percent of all cases. Cases missing information required for a specific analysis were excluded from that analysis. Descriptions of variables used in this analysis are provided in Appendix A.

SOURCE: U.S. Sentencing Commission, 2020 - 2024 Datafiles, USSCFY20 - USSCFY24.

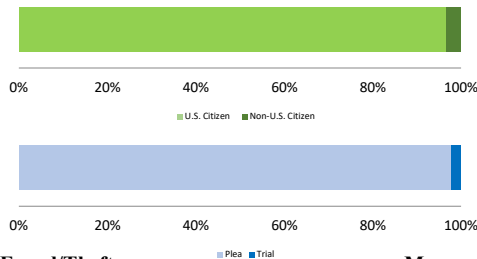
Number of Sentenced Individuals Over Time



Race and Gender



Citizenship, Guilty Pleas, and Trials



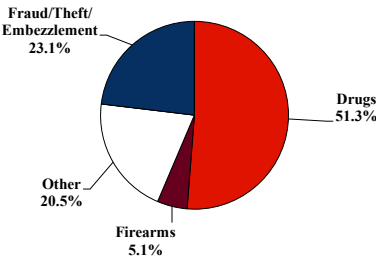
District at a Glance

District of Guam

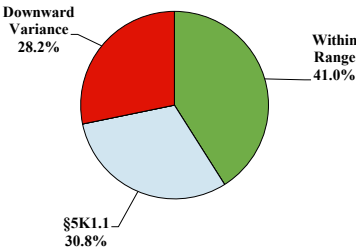
Fiscal Year 2024



Type of Crime



Sentence Imposed Relative to the Guideline Range



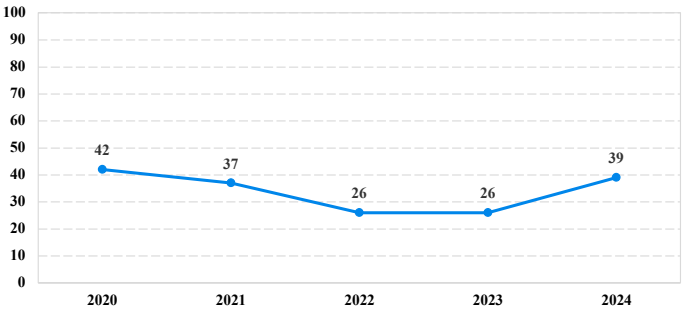
SENTENCING INFORMATION BY TYPE OF CRIME

	TOTAL	Immigration	Drug Trafficking	Firearms	Fraud/Theft /Embezzle	Robbery	Child Porn	Money Laundering	All Other
	39	0	20	2	9	0	2	2	4
Mean Sentence (months)	57	--	84	--	13	--	--	--	42
Median Sentence (months)	36	--	65	--	10	--	--	--	19
IMPRISONMENT									
Total Receiving Imprisonment	37	0	19	2	8	0	2	2	4
Prison Only	37	0	19	2	8	0	2	2	4
Up to 12 Months	10	0	3	2	4	0	0	0	1
13 to 60 Months	14	0	6	0	4	0	0	2	2
61 to 120 Months	9	0	7	0	0	0	2	0	0
Over 120 Months	4	0	3	0	0	0	0	0	1
Prison and Alternatives	0	0	0	0	0	0	0	0	0
PROBATION									
Total Receiving Probation	2	0	1	0	1	0	0	0	0
Probation Only	2	0	1	0	1	0	0	0	0
Probation and Alternatives	0	0	0	0	0	0	0	0	0
FINE ONLY									
	0	0	0	0	0	0	0	0	0

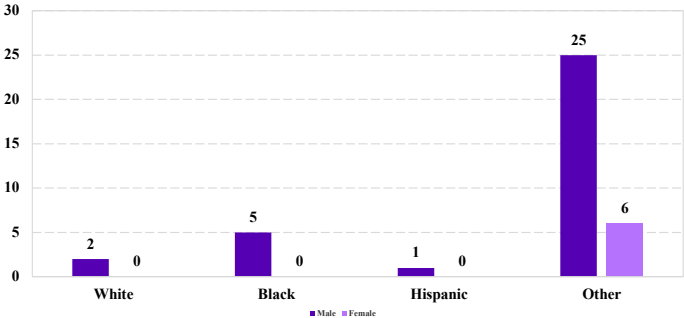
Cases with indeterminable sentence terms are excluded from the calculation of the Mean Sentence or Median Sentence category. Sentences greater than 470 months and probation were included in the sentence average computations as 470 months and zero months, respectively. Cases in the Total Receiving Imprisonment, Total Receiving Probation, and Fine Only categories total 100 percent of all cases. Cases missing information required for a specific analysis were excluded from that analysis. Descriptions of variables used in this analysis are provided in Appendix A.

SOURCE: U.S. Sentencing Commission, 2020 - 2024 Datafiles, USSCFY20 - USSCFY24.

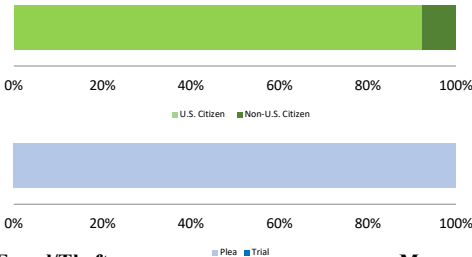
Number of Sentenced Individuals Over Time



Race and Gender



Citizenship, Guilty Pleas, and Trials



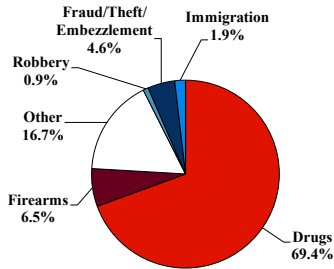
District at a Glance

District of Hawaii

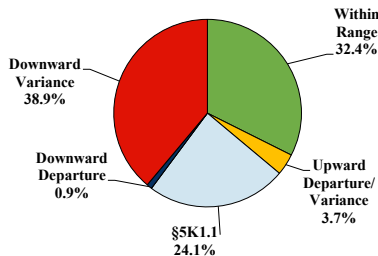
Fiscal Year 2024



Type of Crime



Sentence Imposed Relative to the Guideline Range



SENTENCING INFORMATION BY TYPE OF CRIME

	TOTAL	Immigration	Drug Trafficking	Firearms	Fraud/Theft /Embezzle	Robbery	Child Porn	Money Laundering	All Other
	108	2	74	7	5	1	3	1	15
Mean Sentence (months)	95	--	100	69	26	--	195	--	101
Median Sentence (months)	75	--	84	60	29	--	87	--	70

IMPRISONMENT

Total Receiving Imprisonment	105	2	73	7	5	1	3	1	13
Prison Only	103	2	71	7	5	1	3	1	13
Up to 12 Months	8	0	5	0	1	0	0	0	2
13 to 60 Months	36	2	20	4	4	1	1	1	3
61 to 120 Months	33	0	25	3	0	0	1	0	4
Over 120 Months	26	0	21	0	0	0	1	0	4
Prison and Alternatives	2	0	2	0	0	0	0	0	0

PROBATION

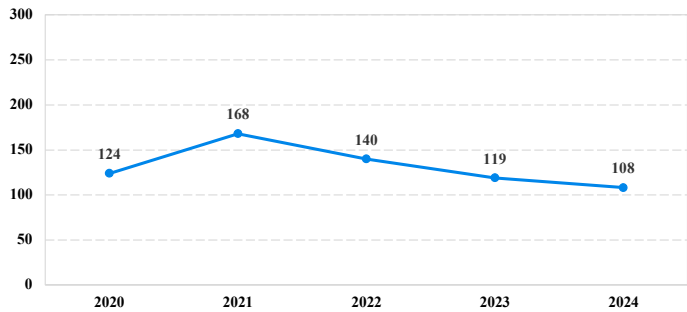
Total Receiving Probation	2	0	1	0	0	0	0	0	1
Probation Only	1	0	0	0	0	0	0	0	1
Probation and Alternatives	1	0	1	0	0	0	0	0	0

FINE ONLY	1	0	0	0	0	0	0	0	1
-----------	---	---	---	---	---	---	---	---	---

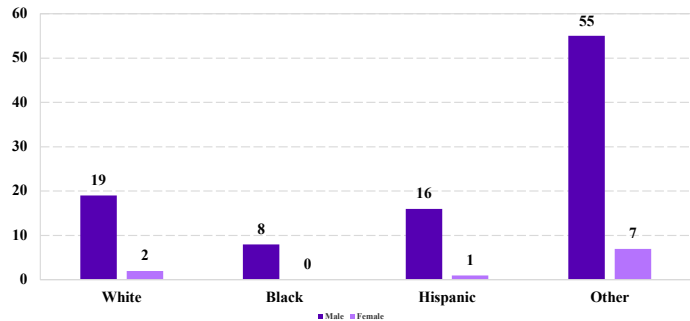
Cases with indeterminable sentence terms are excluded from the calculation of the Mean Sentence or Median Sentence category. Sentences greater than 470 months and probation were included in the sentence average computations as 470 months and zero months, respectively. Cases in the Total Receiving Imprisonment, Total Receiving Probation, and Fine Only categories total 100 percent of all cases. Cases missing information required for a specific analysis were excluded from that analysis. Descriptions of variables used in this analysis are provided in Appendix A.

SOURCE: U.S. Sentencing Commission, 2020 - 2024 Datafiles, USSCFY20 - USSCFY24.

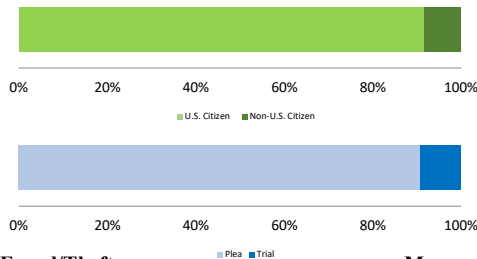
Number of Sentenced Individuals Over Time



Race and Gender



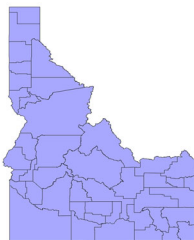
Citizenship, Guilty Pleas, and Trials



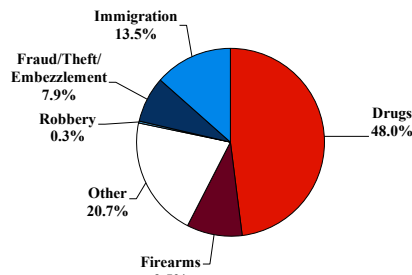
District at a Glance

District of Idaho

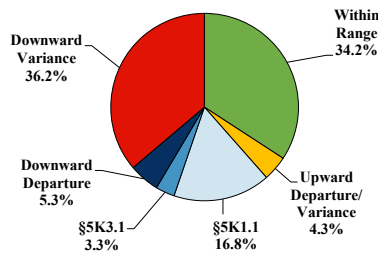
Fiscal Year 2024



Type of Crime



Sentence Imposed Relative to the Guideline Range



SENTENCING INFORMATION BY TYPE OF CRIME

	TOTAL	Immigration	Drug Trafficking	Firearms	Fraud/Theft /Embezzle	Robbery	Child Porn	Money Laundering	All Other
	304	41	146	29	24	1	15	2	46
Mean Sentence (months)	62	7	70	37	17	--	79	--	114
Median Sentence (months)	46	3	60	36	6	--	72	--	60

IMPRISONMENT

Total Receiving Imprisonment	271	41	134	26	13	1	15	2	39
Prison Only	270	41	133	26	13	1	15	2	39
Up to 12 Months	42	31	3	2	2	0	1	0	3
13 to 60 Months	118	10	60	18	9	0	4	1	16
61 to 120 Months	71	0	49	6	2	0	8	0	6
Over 120 Months	39	0	21	0	0	1	2	1	14
Prison and Alternatives	1	0	1	0	0	0	0	0	0

PROBATION

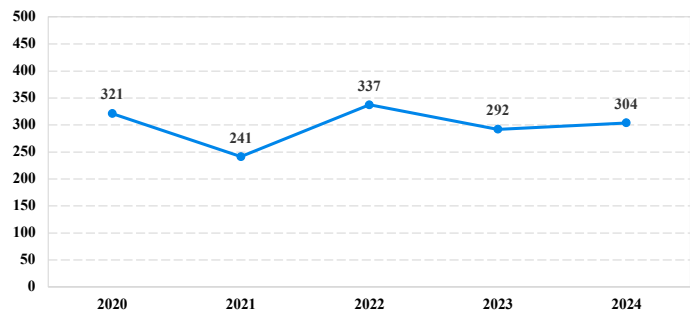
Total Receiving Probation	33	0	12	3	11	0	0	0	7
Probation Only	28	0	12	3	9	0	0	0	4
Probation and Alternatives	5	0	0	0	2	0	0	0	3

FINE ONLY	0	0	0	0	0	0	0	0	0
-----------	---	---	---	---	---	---	---	---	---

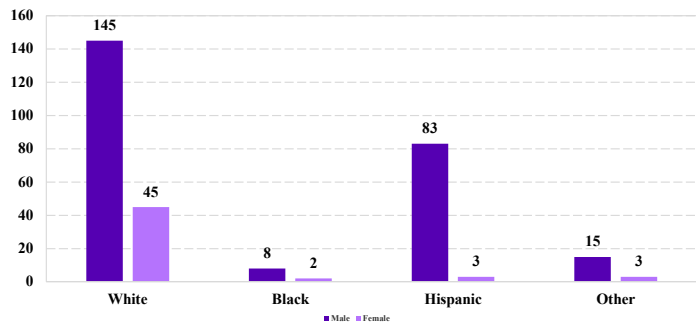
Cases with indeterminable sentence terms are excluded from the calculation of the Mean Sentence or Median Sentence category. Sentences greater than 470 months and probation were included in the sentence average computations as 470 months and zero months, respectively. Cases in the Total Receiving Imprisonment, Total Receiving Probation, and Fine Only categories total 100 percent of all cases. Cases missing information required for a specific analysis were excluded from that analysis. Descriptions of variables used in this analysis are provided in Appendix A.

SOURCE: U.S. Sentencing Commission, 2020 - 2024 Datafiles, USSCFY20 - USSCFY24.

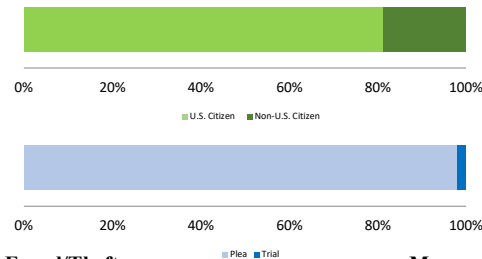
Number of Sentenced Individuals Over Time



Race and Gender



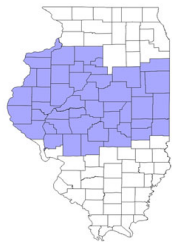
Citizenship, Guilty Pleas, and Trials



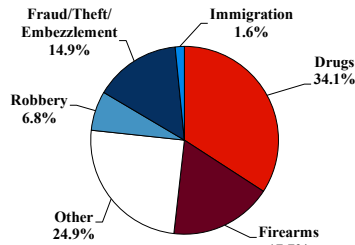
District at a Glance

Central District of Illinois

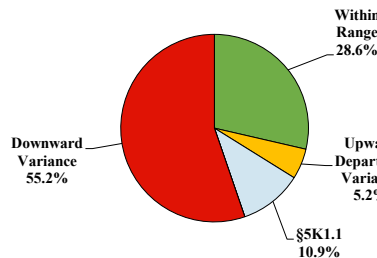
Fiscal Year 2024



Type of Crime



Sentence Imposed Relative to the Guideline Range



SENTENCING INFORMATION BY TYPE OF CRIME

	TOTAL	Immigration	Drug Trafficking	Firearms	Fraud/Theft /Embezzle	Robbery	Child Porn	Money Laundering	All Other
	249	4	85	44	37	17	16	7	39
Mean Sentence (months)	93	24	122	54	11	95	155	51	139
Median Sentence (months)	66	25	120	46	2	60	105	40	120

IMPRISONMENT

Total Receiving Imprisonment	241	4	85	42	31	17	16	7	39
Prison Only	235	4	84	42	27	17	16	6	39
Up to 12 Months	29	1	5	4	16	0	0	0	3
13 to 60 Months	79	3	14	24	11	9	3	4	11
61 to 120 Months	59	0	29	12	0	2	8	2	6
Over 120 Months	68	0	36	2	0	6	5	0	19
Prison and Alternatives	6	0	1	0	4	0	0	1	0

PROBATION

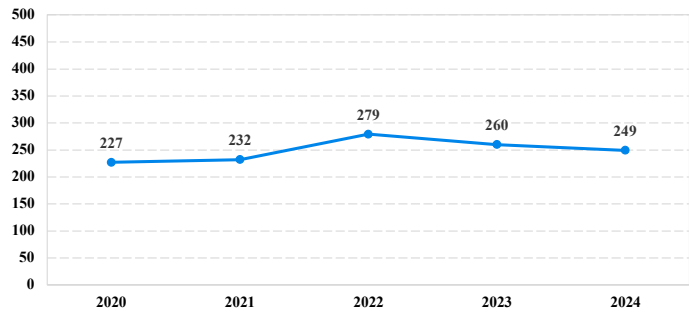
Total Receiving Probation	8	0	0	2	6	0	0	0	0
Probation Only	4	0	0	1	3	0	0	0	0
Probation and Alternatives	4	0	0	1	3	0	0	0	0

FINE ONLY	0	0	0	0	0	0	0	0	0
-----------	---	---	---	---	---	---	---	---	---

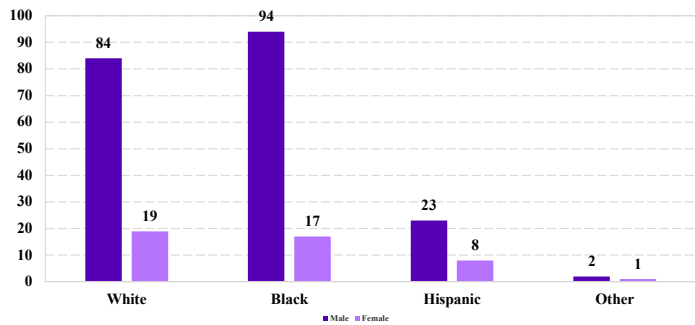
Cases with indeterminable sentence terms are excluded from the calculation of the Mean Sentence or Median Sentence category. Sentences greater than 470 months and probation were included in the sentence average computations as 470 months and zero months, respectively. Cases in the Total Receiving Imprisonment, Total Receiving Probation, and Fine Only categories total 100 percent of all cases. Cases missing information required for a specific analysis were excluded from that analysis. Descriptions of variables used in this analysis are provided in Appendix A.

SOURCE: U.S. Sentencing Commission, 2020 - 2024 Datafiles, USSCFY20 - USSCFY24.

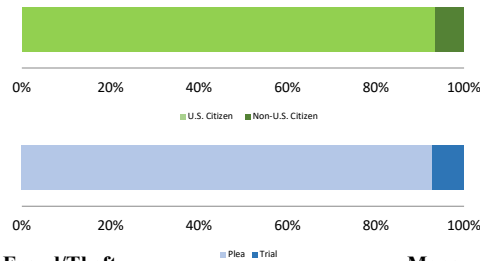
Number of Sentenced Individuals Over Time



Race and Gender



Citizenship, Guilty Pleas, and Trials



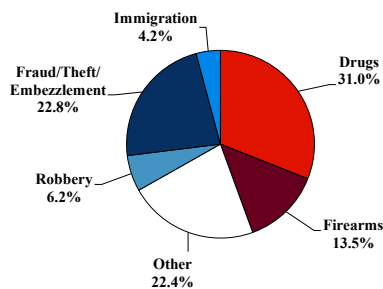
District at a Glance

Northern District of Illinois

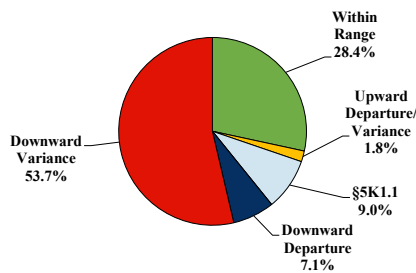
Fiscal Year 2024



Type of Crime



Sentence Imposed Relative to the Guideline Range



SENTENCING INFORMATION BY TYPE OF CRIME

	TOTAL	Immigration	Drug Trafficking	Firearms	Fraud/Theft /Embezzle	Robbery	Child Porn	Money Laundering	All Other
	549	23	170	74	125	34	10	18	95
Mean Sentence (months)	62	21	70	57	20	121	99	36	100
Median Sentence (months)	40	20	60	50	12	118	78	33	31

IMPRISONMENT

Total Receiving Imprisonment	498	23	167	70	91	34	10	17	86
Prison Only	495	23	165	70	91	33	10	17	86
Up to 12 Months	78	7	17	7	32	0	0	3	12
13 to 60 Months	214	16	65	36	46	5	1	11	34
61 to 120 Months	128	0	58	24	13	13	7	2	11
Over 120 Months	75	0	25	3	0	15	2	1	29
Prison and Alternatives	3	0	2	0	0	1	0	0	0

PROBATION

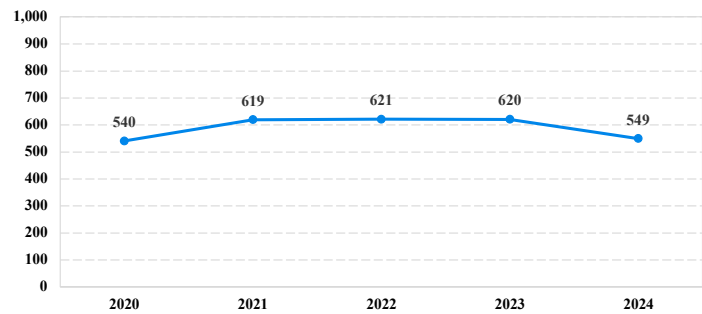
Total Receiving Probation	51	0	3	4	34	0	0	1	9
Probation Only	45	0	2	4	29	0	0	1	9
Probation and Alternatives	6	0	1	0	5	0	0	0	0

FINE ONLY	0	0	0	0	0	0	0	0	0
-----------	---	---	---	---	---	---	---	---	---

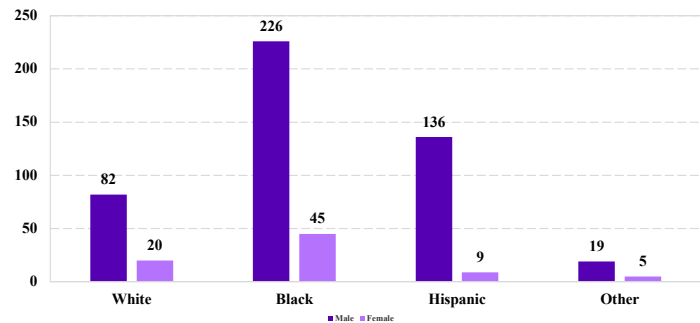
Cases with indeterminable sentence terms are excluded from the calculation of the Mean Sentence or Median Sentence category. Sentences greater than 470 months and probation were included in the sentence average computations as 470 months and zero months, respectively. Cases in the Total Receiving Imprisonment, Total Receiving Probation, and Fine Only categories total 100 percent of all cases. Cases missing information required for a specific analysis were excluded from that analysis. Descriptions of variables used in this analysis are provided in Appendix A.

SOURCE: U.S. Sentencing Commission, 2020 - 2024 Datafiles, USSCFY20 - USSCFY24.

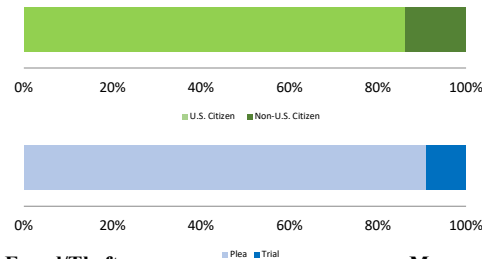
Number of Sentenced Individuals Over Time



Race and Gender



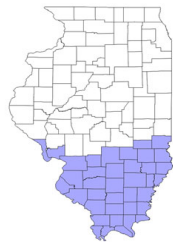
Citizenship, Guilty Pleas, and Trials



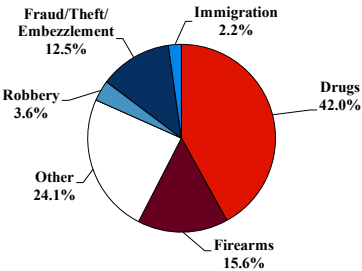
District at a Glance

Southern District of Illinois

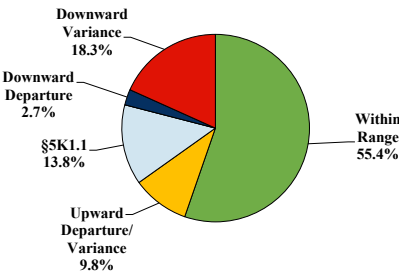
Fiscal Year 2024



Type of Crime



Sentence Imposed Relative to the Guideline Range



SENTENCING INFORMATION BY TYPE OF CRIME

	TOTAL	Immigration	Drug Trafficking	Firearms	Fraud/Theft /Embezzle	Robbery	Child Porn	Money Laundering	All Other
	224	5	94	35	28	8	8	3	43
Mean Sentence (months)	82	15	106	56	19	139	100	100	85
Median Sentence (months)	60	12	97	51	0	128	79	97	60

IMPRISONMENT

Total Receiving Imprisonment	202	5	90	35	15	8	8	3	38
Prison Only	201	5	89	35	15	8	8	3	38
Up to 12 Months	14	3	2	1	7	0	1	0	0
13 to 60 Months	79	2	25	24	7	0	3	1	17
61 to 120 Months	60	0	31	9	0	3	1	1	15
Over 120 Months	48	0	31	1	1	5	3	1	6
Prison and Alternatives	1	0	1	0	0	0	0	0	0

PROBATION

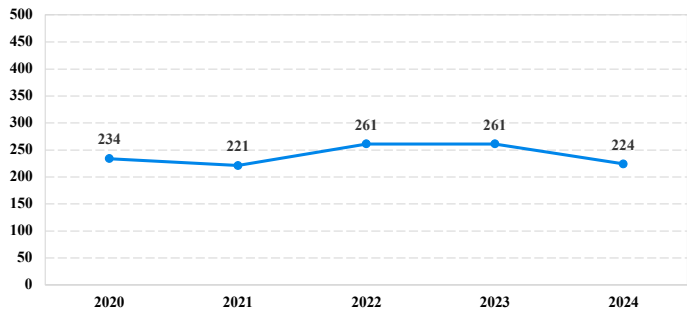
Total Receiving Probation	22	0	4	0	13	0	0	0	5
Probation Only	21	0	3	0	13	0	0	0	5
Probation and Alternatives	1	0	1	0	0	0	0	0	0

FINE ONLY	0	0	0	0	0	0	0	0	0
-----------	---	---	---	---	---	---	---	---	---

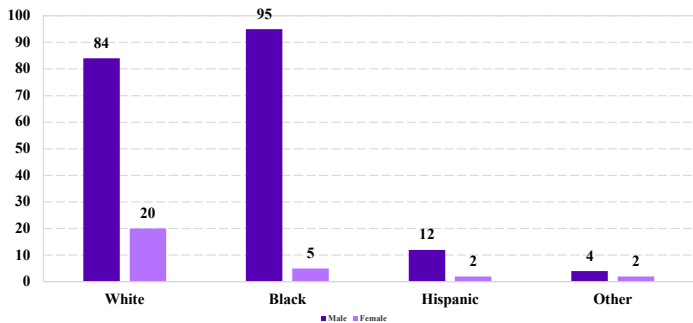
Cases with indeterminable sentence terms are excluded from the calculation of the Mean Sentence or Median Sentence category. Sentences greater than 470 months and probation were included in the sentence average computations as 470 months and zero months, respectively. Cases in the Total Receiving Imprisonment, Total Receiving Probation, and Fine Only categories total 100 percent of all cases. Cases missing information required for a specific analysis were excluded from that analysis. Descriptions of variables used in this analysis are provided in Appendix A.

SOURCE: U.S. Sentencing Commission, 2020 - 2024 Datafiles, USSCFY20 - USSCFY24.

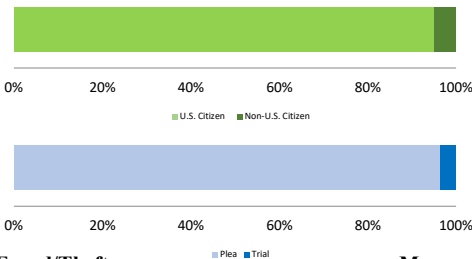
Number of Sentenced Individuals Over Time



Race and Gender



Citizenship, Guilty Pleas, and Trials



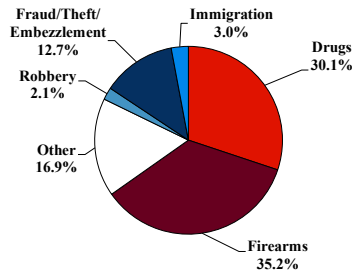
District at a Glance

Northern District of Indiana

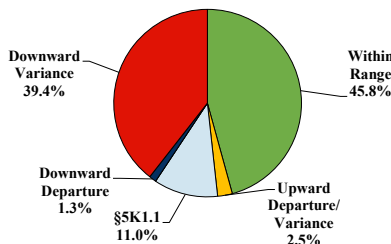
Fiscal Year 2024



Type of Crime



Sentence Imposed Relative to the Guideline Range



SENTENCING INFORMATION BY TYPE OF CRIME

	TOTAL	Immigration	Drug Trafficking	Firearms	Fraud/Theft /Embezzle	Robbery	Child Porn	Money Laundering	All Other
	236	7	71	83	30	5	10	0	30
Mean Sentence (months)	83	10	107	42	23	131	127	--	191
Median Sentence (months)	51	14	97	37	9	168	120	--	201

IMPRISONMENT

Total Receiving Imprisonment	211	7	69	70	22	5	10	0	28
Prison Only	206	7	69	67	20	5	10	0	28
Up to 12 Months	20	3	1	7	8	0	0	0	1
13 to 60 Months	73	4	17	37	8	1	0	0	6
61 to 120 Months	60	0	27	20	3	1	7	0	2
Over 120 Months	53	0	24	3	1	3	3	0	19
Prison and Alternatives	5	0	0	3	2	0	0	0	0

PROBATION

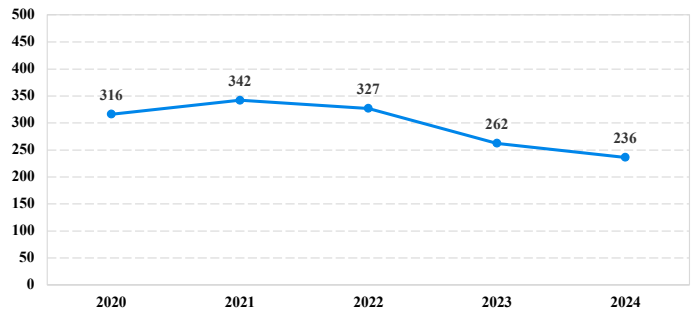
Total Receiving Probation	25	0	2	13	8	0	0	0	2
Probation Only	21	0	2	11	7	0	0	0	1
Probation and Alternatives	4	0	0	2	1	0	0	0	1

FINE ONLY	0	0	0	0	0	0	0	0	0
-----------	---	---	---	---	---	---	---	---	---

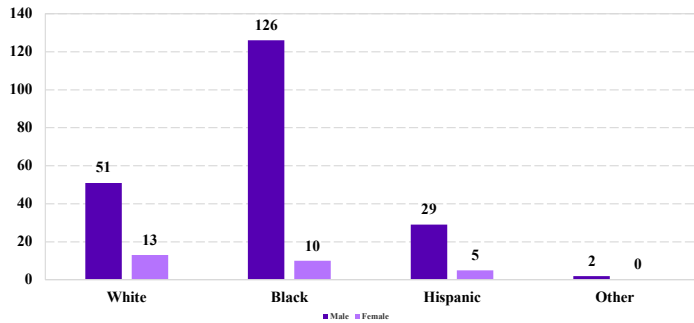
Cases with indeterminable sentence terms are excluded from the calculation of the Mean Sentence or Median Sentence category. Sentences greater than 470 months and probation were included in the sentence average computations as 470 months and zero months, respectively. Cases in the Total Receiving Imprisonment, Total Receiving Probation, and Fine Only categories total 100 percent of all cases. Cases missing information required for a specific analysis were excluded from that analysis. Descriptions of variables used in this analysis are provided in Appendix A.

SOURCE: U.S. Sentencing Commission, 2020 - 2024 Datafiles, USSCFY20 - USSCFY24.

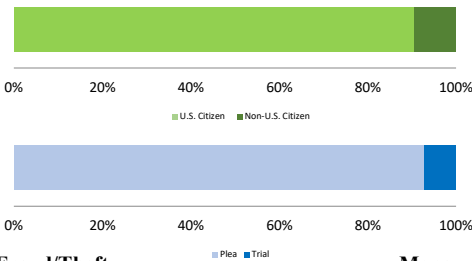
Number of Sentenced Individuals Over Time



Race and Gender



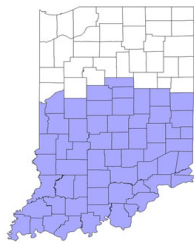
Citizenship, Guilty Pleas, and Trials



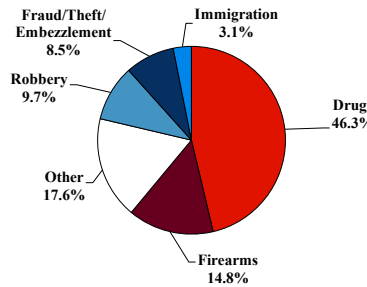
District at a Glance

Southern District of Indiana

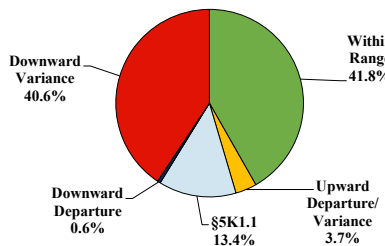
Fiscal Year 2024



Type of Crime



Sentence Imposed Relative to the Guideline Range



SENTENCING INFORMATION BY TYPE OF CRIME

	TOTAL	Immigration	Drug Trafficking	Firearms	Fraud/Theft /Embezzle	Robbery	Child Porn	Money Laundering	All Other
	352	11	163	52	30	34	13	15	34
Mean Sentence (months)	114	19	127	54	27	158	122	128	204
Median Sentence (months)	84	15	120	40	23	120	120	102	202

IMPRISONMENT

Total Receiving Imprisonment	343	11	163	50	24	33	13	15	34
Prison Only	340	11	162	48	24	33	13	15	34
Up to 12 Months	21	3	8	2	2	0	0	1	5
13 to 60 Months	118	8	37	33	20	3	2	5	10
61 to 120 Months	75	0	40	9	2	13	7	3	1
Over 120 Months	126	0	77	4	0	17	4	6	18
Prison and Alternatives	3	0	1	2	0	0	0	0	0

PROBATION

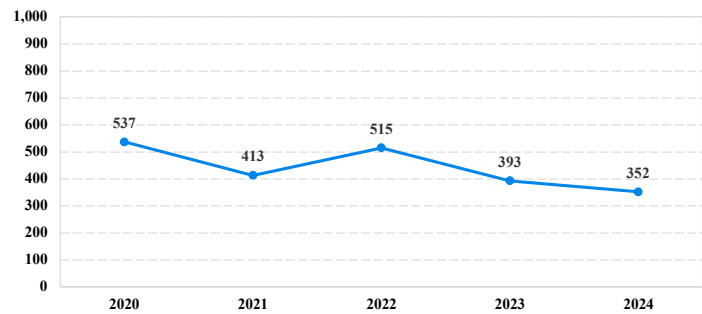
Total Receiving Probation	9	0	0	2	6	1	0	0	0
Probation Only	7	0	0	1	5	1	0	0	0
Probation and Alternatives	2	0	0	1	1	0	0	0	0

FINE ONLY	0	0	0	0	0	0	0	0	0
-----------	---	---	---	---	---	---	---	---	---

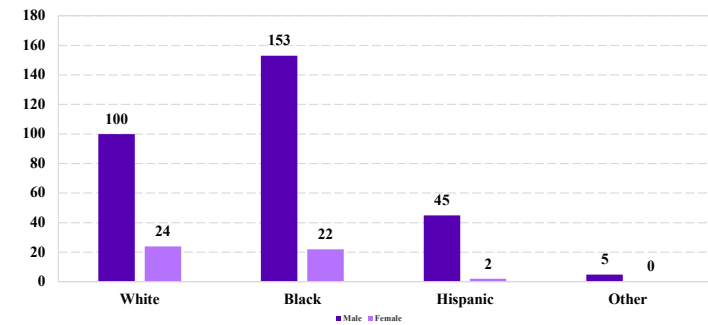
Cases with indeterminable sentence terms are excluded from the calculation of the Mean Sentence or Median Sentence category. Sentences greater than 470 months and probation were included in the sentence average computations as 470 months and zero months, respectively. Cases in the Total Receiving Imprisonment, Total Receiving Probation, and Fine Only categories total 100 percent of all cases. Cases missing information required for a specific analysis were excluded from that analysis. Descriptions of variables used in this analysis are provided in Appendix A.

SOURCE: U.S. Sentencing Commission, 2020 - 2024 Datafiles, USSCFY20 - USSCFY24.

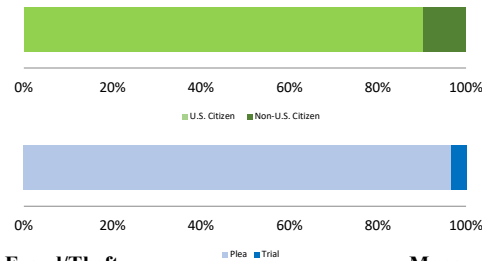
Number of Sentenced Individuals Over Time



Race and Gender



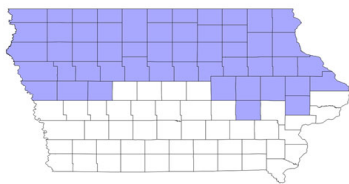
Citizenship, Guilty Pleas, and Trials



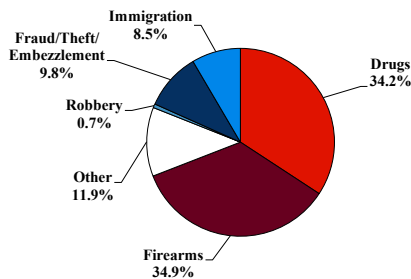
District at a Glance

Northern District of Iowa

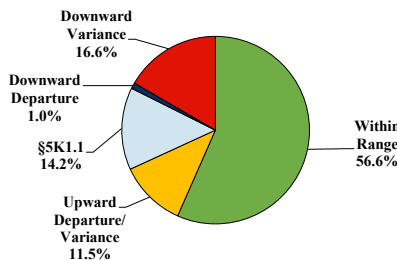
Fiscal Year 2024



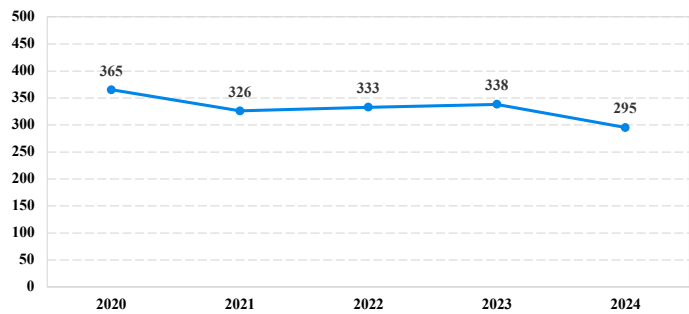
Type of Crime



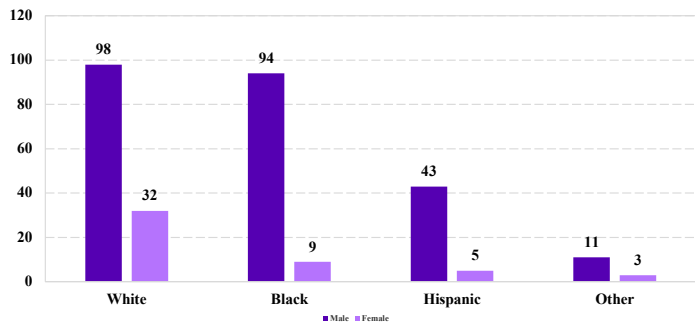
Sentence Imposed Relative to the Guideline Range



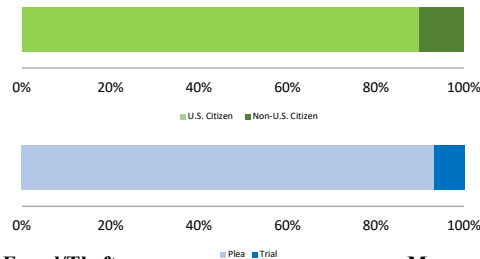
Number of Sentenced Individuals Over Time



Race and Gender



Citizenship, Guilty Pleas, and Trials



SENTENCING INFORMATION BY TYPE OF CRIME

	TOTAL	Immigration	Drug Trafficking	Firearms	Fraud/Theft /Embezzle	Robbery	Child Porn	Money Laundering	All Other
	295	25	101	103	29	2	8	2	25
Mean Sentence (months)	92	10	154	60	12	--	131	--	114
Median Sentence (months)	60	4	145	57	6	--	131	--	24

IMPRISONMENT

Total Receiving Imprisonment	287	25	100	102	25	2	8	2	23
Prison Only	285	25	100	101	24	2	8	2	23
Up to 12 Months	40	18	0	4	15	0	0	0	3
13 to 60 Months	105	7	19	56	9	0	1	1	12
61 to 120 Months	63	0	24	36	0	0	2	1	0
Over 120 Months	77	0	57	5	0	2	5	0	8
Prison and Alternatives	2	0	0	1	1	0	0	0	0

PROBATION

Total Receiving Probation	8	0	1	1	4	0	0	0	2
Probation Only	4	0	1	1	0	0	0	0	2
Probation and Alternatives	4	0	0	0	4	0	0	0	0

FINE ONLY	0	0	0	0	0	0	0	0	0
-----------	---	---	---	---	---	---	---	---	---

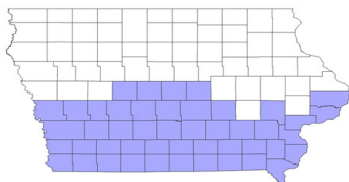
Cases with indeterminable sentence terms are excluded from the calculation of the Mean Sentence or Median Sentence category. Sentences greater than 470 months and probation were included in the sentence average computations as 470 months and zero months, respectively. Cases in the Total Receiving Imprisonment, Total Receiving Probation, and Fine Only categories total 100 percent of all cases. Cases missing information required for a specific analysis were excluded from that analysis. Descriptions of variables used in this analysis are provided in Appendix A.

SOURCE: U.S. Sentencing Commission, 2020 - 2024 Datafiles, USSCFY20 - USSCFY24.

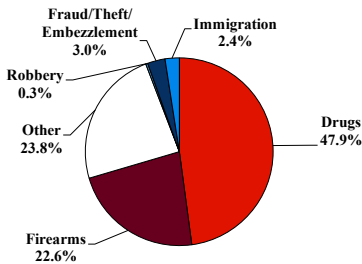
District at a Glance

Southern District of Iowa

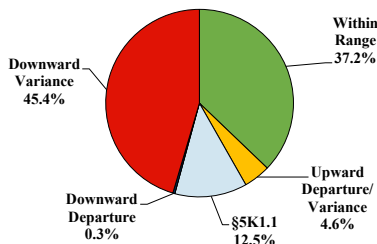
Fiscal Year 2024



Type of Crime



Sentence Imposed Relative to the Guideline Range



SENTENCING INFORMATION BY TYPE OF CRIME

	TOTAL	Immigration	Drug Trafficking	Firearms	Fraud/Theft /Embezzle	Robbery	Child Porn	Money Laundering	All Other
	328	8	157	74	10	1	23	1	54
Mean Sentence (months)	130	18	153	74	36	--	168	--	159
Median Sentence (months)	120	20	132	60	16	--	151	--	120

IMPRISONMENT

Total Receiving Imprisonment	319	8	157	69	8	1	23	1	52
Prison Only	315	8	154	68	8	1	23	1	52
Up to 12 Months	10	2	1	1	2	0	0	0	4
13 to 60 Months	85	6	26	32	5	0	2	0	14
61 to 120 Months	86	0	45	22	0	1	7	1	10
Over 120 Months	134	0	82	13	1	0	14	0	24
Prison and Alternatives	4	0	3	1	0	0	0	0	0

PROBATION

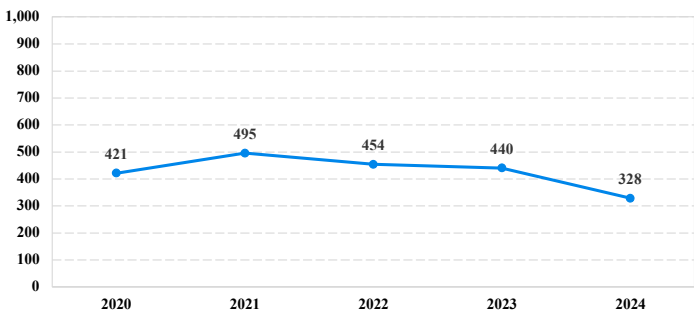
Total Receiving Probation	9	0	0	5	2	0	0	0	2
Probation Only	9	0	0	5	2	0	0	0	2
Probation and Alternatives	0	0	0	0	0	0	0	0	0

FINE ONLY	0	0	0	0	0	0	0	0	0
-----------	---	---	---	---	---	---	---	---	---

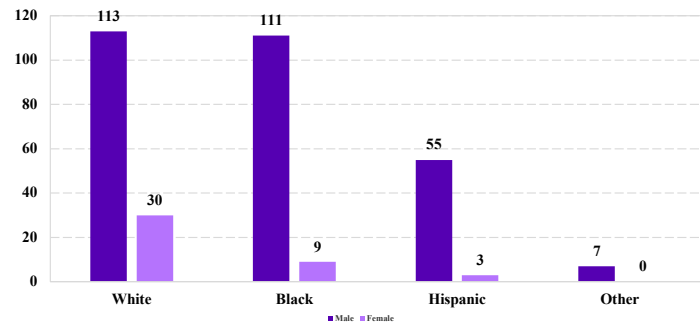
Cases with indeterminable sentence terms are excluded from the calculation of the Mean Sentence or Median Sentence category. Sentences greater than 470 months and probation were included in the sentence average computations as 470 months and zero months, respectively. Cases in the Total Receiving Imprisonment, Total Receiving Probation, and Fine Only categories total 100 percent of all cases. Cases missing information required for a specific analysis were excluded from that analysis. Descriptions of variables used in this analysis are provided in Appendix A.

SOURCE: U.S. Sentencing Commission, 2020 - 2024 Datafiles, USSCFY20 - USSCFY24.

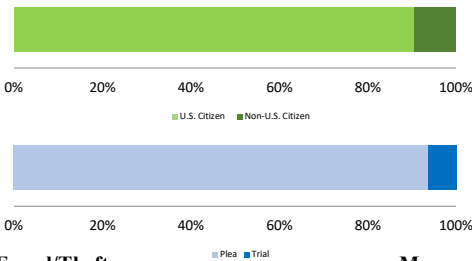
Number of Sentenced Individuals Over Time



Race and Gender



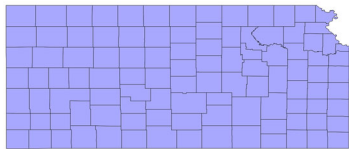
Citizenship, Guilty Pleas, and Trials



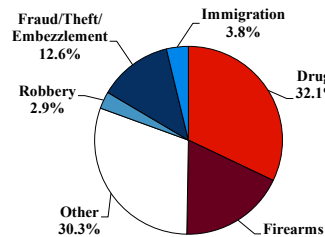
District at a Glance

District of Kansas

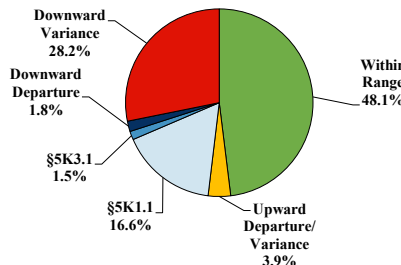
Fiscal Year 2024



Type of Crime



Sentence Imposed Relative to the Guideline Range



SENTENCING INFORMATION BY TYPE OF CRIME

	TOTAL	Immigration	Drug Trafficking	Firearms	Fraud/Theft /Embezzle	Robbery	Child Porn	Money Laundering	All Other
	340	13	108	62	43	10	15	6	83
Mean Sentence (months)	62	14	86	46	18	73	128	11	63
Median Sentence (months)	36	14	72	46	8	71	120	2	16

IMPRISONMENT

Total Receiving Imprisonment	291	13	101	58	25	10	15	2	67
Prison Only	286	13	100	58	24	10	15	2	64
Up to 12 Months	25	6	1	1	6	0	0	0	11
13 to 60 Months	151	7	38	44	17	4	2	2	37
61 to 120 Months	67	0	41	13	0	5	6	0	2
Over 120 Months	43	0	20	0	1	1	7	0	14
Prison and Alternatives	5	0	1	0	1	0	0	0	3

PROBATION

Total Receiving Probation	46	0	7	4	17	0	0	4	14
Probation Only	41	0	7	4	14	0	0	3	13
Probation and Alternatives	5	0	0	0	3	0	0	1	1

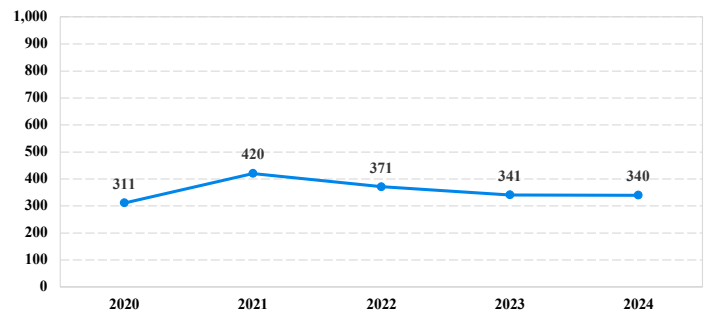
FINE ONLY

	3	0	0	0	1	0	0	0	2
--	---	---	---	---	---	---	---	---	---

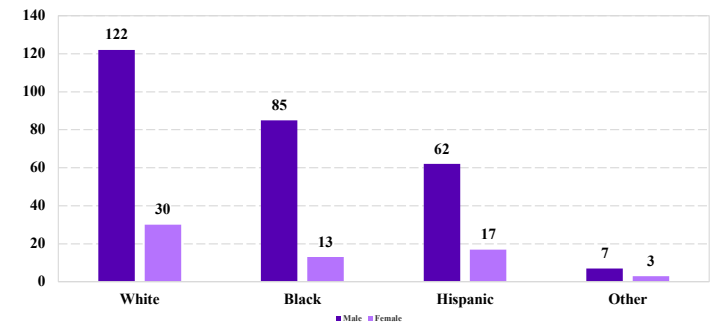
Cases with indeterminable sentence terms are excluded from the calculation of the Mean Sentence or Median Sentence category. Sentences greater than 470 months and probation were included in the sentence average computations as 470 months and zero months, respectively. Cases in the Total Receiving Imprisonment, Total Receiving Probation, and Fine Only categories total 100 percent of all cases. Cases missing information required for a specific analysis were excluded from that analysis. Descriptions of variables used in this analysis are provided in Appendix A.

SOURCE: U.S. Sentencing Commission, 2020 - 2024 Datafiles, USSCFY20 - USSCFY24.

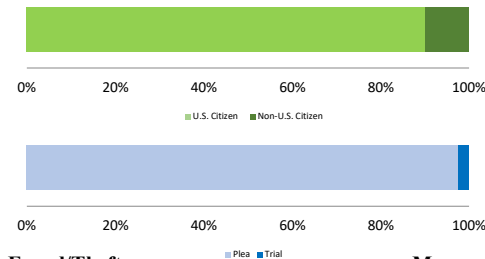
Number of Sentenced Individuals Over Time



Race and Gender



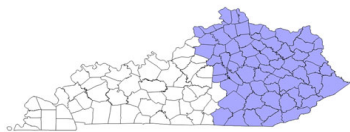
Citizenship, Guilty Pleas, and Trials



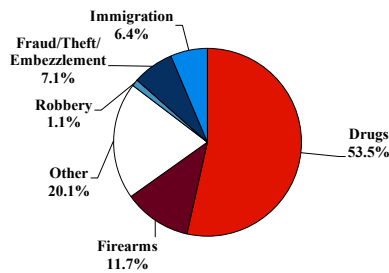
District at a Glance

Eastern District of Kentucky

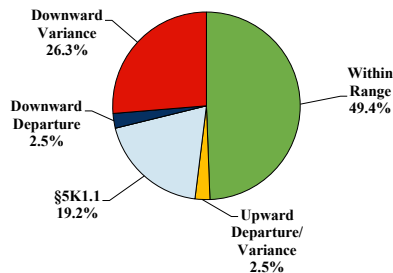
Fiscal Year 2024



Type of Crime



Sentence Imposed Relative to the Guideline Range



SENTENCING INFORMATION BY TYPE OF CRIME

	TOTAL	Immigration	Drug Trafficking	Firearms	Fraud/Theft /Embezzle	Robbery	Child Porn	Money Laundering	All Other
	437	28	234	51	31	5	15	15	58
Mean Sentence (months)	104	15	118	78	28	88	198	116	131
Median Sentence (months)	80	12	120	72	18	60	168	80	63

IMPRISONMENT

Total Receiving Imprisonment	431	28	234	51	26	5	15	15	57
Prison Only	424	28	231	51	25	5	15	15	54
Up to 12 Months	33	14	7	1	5	0	0	1	5
13 to 60 Months	126	13	49	17	17	3	2	5	20
61 to 120 Months	130	1	79	27	3	1	4	5	10
Over 120 Months	135	0	96	6	0	1	9	4	19
Prison and Alternatives	7	0	3	0	1	0	0	0	3

PROBATION

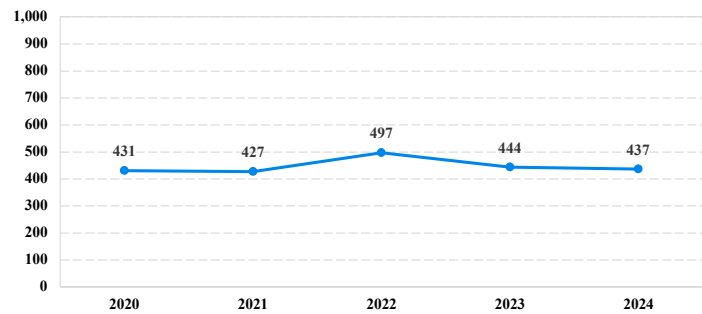
Total Receiving Probation	6	0	0	0	5	0	0	0	1
Probation Only	5	0	0	0	5	0	0	0	0
Probation and Alternatives	1	0	0	0	0	0	0	0	1

FINE ONLY	0	0	0	0	0	0	0	0	0
-----------	---	---	---	---	---	---	---	---	---

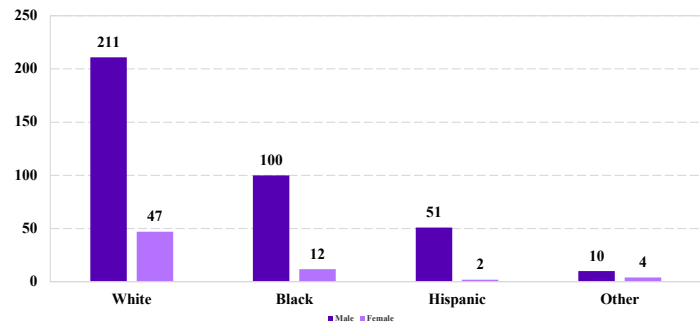
Cases with indeterminable sentence terms are excluded from the calculation of the Mean Sentence or Median Sentence category. Sentences greater than 470 months and probation were included in the sentence average computations as 470 months and zero months, respectively. Cases in the Total Receiving Imprisonment, Total Receiving Probation, and Fine Only categories total 100 percent of all cases. Cases missing information required for a specific analysis were excluded from that analysis. Descriptions of variables used in this analysis are provided in Appendix A.

SOURCE: U.S. Sentencing Commission, 2020 - 2024 Datafiles, USSCFY20 - USSCFY24.

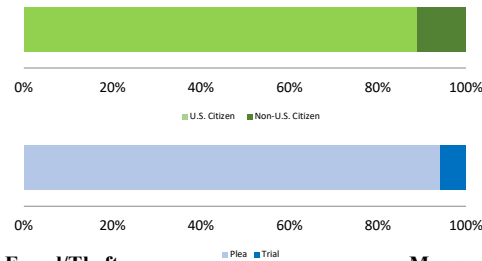
Number of Sentenced Individuals Over Time



Race and Gender



Citizenship, Guilty Pleas, and Trials



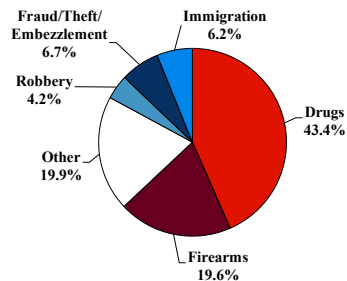
District at a Glance

Western District of Kentucky

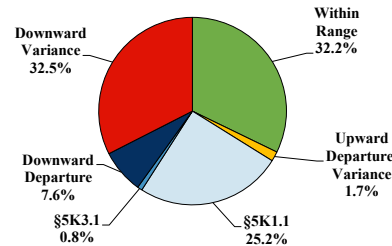
Fiscal Year 2024



Type of Crime



Sentence Imposed Relative to the Guideline Range



SENTENCING INFORMATION BY TYPE OF CRIME

	TOTAL	Immigration	Drug Trafficking	Firearms	Fraud/Theft /Embezzle	Robbery	Child Porn	Money Laundering	All Other
	357	22	154	70	24	15	6	9	57
Mean Sentence (months)	78	13	100	49	16	126	113	81	91
Median Sentence (months)	54	8	89	44	13	117	120	110	25

IMPRISONMENT

Total Receiving Imprisonment	325	22	151	66	17	15	6	7	41
Prison Only	322	22	149	66	17	14	6	7	41
Up to 12 Months	37	15	12	2	5	0	0	0	3
13 to 60 Months	126	7	39	50	11	0	2	1	16
61 to 120 Months	85	0	54	9	1	9	2	3	7
Over 120 Months	74	0	44	5	0	5	2	3	15
Prison and Alternatives	3	0	2	0	0	1	0	0	0

PROBATION

Total Receiving Probation	23	0	3	4	6	0	0	2	8
Probation Only	22	0	3	4	6	0	0	1	8
Probation and Alternatives	1	0	0	0	0	0	0	1	0

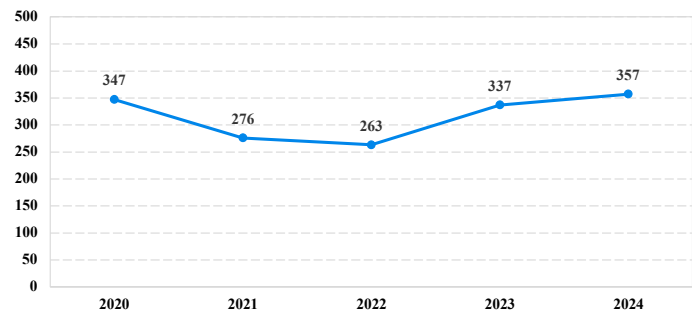
FINE ONLY

	9	0	0	0	1	0	0	0	8
--	---	---	---	---	---	---	---	---	---

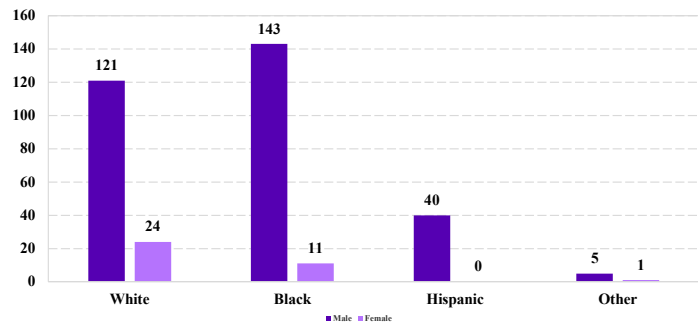
Cases with indeterminable sentence terms are excluded from the calculation of the Mean Sentence or Median Sentence category. Sentences greater than 470 months and probation were included in the sentence average computations as 470 months and zero months, respectively. Cases in the Total Receiving Imprisonment, Total Receiving Probation, and Fine Only categories total 100 percent of all cases. Cases missing information required for a specific analysis were excluded from that analysis. Descriptions of variables used in this analysis are provided in Appendix A.

SOURCE: U.S. Sentencing Commission, 2020 - 2024 Datafiles, USSCFY20 - USSCFY24.

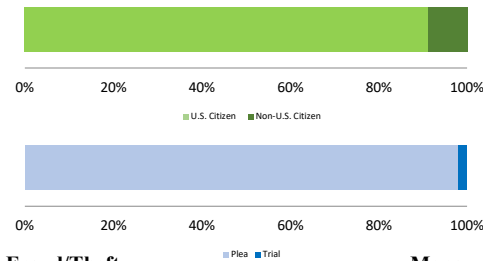
Number of Sentenced Individuals Over Time



Race and Gender



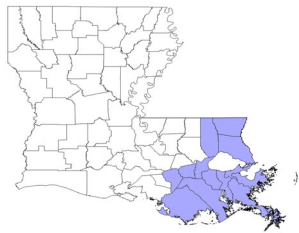
Citizenship, Guilty Pleas, and Trials



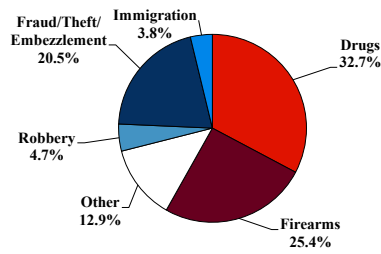
District at a Glance

Eastern District of Louisiana

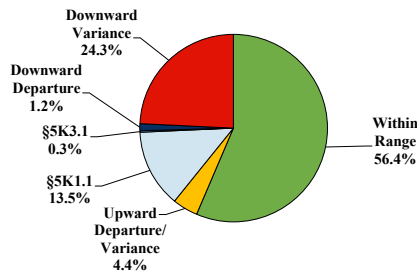
Fiscal Year 2024



Type of Crime



Sentence Imposed Relative to the Guideline Range



SENTENCING INFORMATION BY TYPE OF CRIME

	TOTAL	Immigration	Drug Trafficking	Firearms	Fraud/Theft /Embezzle	Robbery	Child Porn	Money Laundering	All Other
	342	13	111	87	70	16	3	11	31
Mean Sentence (months)	66	10	87	66	20	100	56	37	117
Median Sentence (months)	49	9	78	59	6	92	60	24	60

IMPRISONMENT

Total Receiving Imprisonment	286	13	102	84	37	16	3	7	24
Prison Only	285	13	102	84	36	16	3	7	24
Up to 12 Months	22	9	0	0	9	0	1	1	2
13 to 60 Months	125	4	36	47	20	7	1	3	7
61 to 120 Months	87	0	39	31	5	4	1	3	4
Over 120 Months	51	0	27	6	2	5	0	0	11
Prison and Alternatives	1	0	0	0	1	0	0	0	0

PROBATION

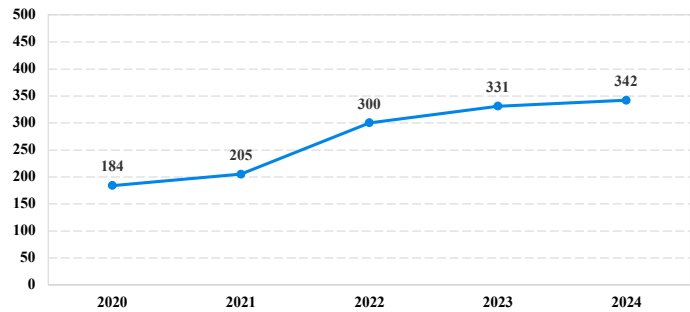
Total Receiving Probation	55	0	9	3	33	0	0	4	6
Probation Only	41	0	5	3	27	0	0	1	5
Probation and Alternatives	14	0	4	0	6	0	0	3	1

FINE ONLY	1	0	0	0	0	0	0	0	1
-----------	---	---	---	---	---	---	---	---	---

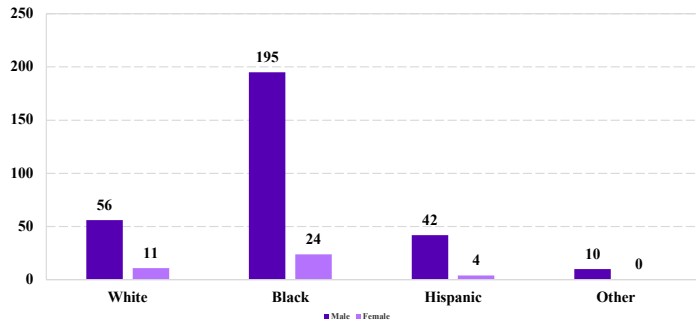
Cases with indeterminable sentence terms are excluded from the calculation of the Mean Sentence or Median Sentence category. Sentences greater than 470 months and probation were included in the sentence average computations as 470 months and zero months, respectively. Cases in the Total Receiving Imprisonment, Total Receiving Probation, and Fine Only categories total 100 percent of all cases. Cases missing information required for a specific analysis were excluded from that analysis. Descriptions of variables used in this analysis are provided in Appendix A.

SOURCE: U.S. Sentencing Commission, 2020 - 2024 Datafiles, USSCFY20 - USSCFY24.

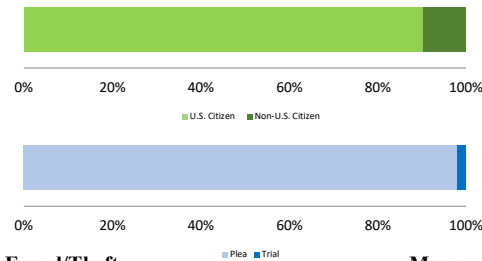
Number of Sentenced Individuals Over Time



Race and Gender



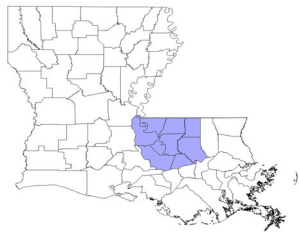
Citizenship, Guilty Pleas, and Trials



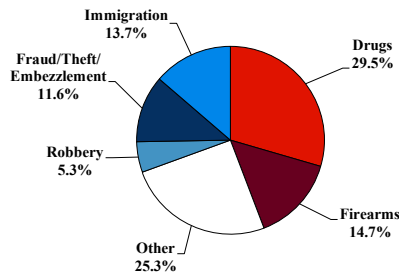
District at a Glance

Middle District of Louisiana

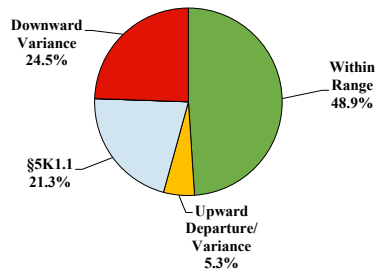
Fiscal Year 2024



Type of Crime



Sentence Imposed Relative to the Guideline Range



SENTENCING INFORMATION BY TYPE OF CRIME

	TOTAL	Immigration	Drug Trafficking	Firearms	Fraud/Theft /Embezzle	Robbery	Child Porn	Money Laundering	All Other
	95	13	28	14	11	5	2	3	19
Mean Sentence (months)	54	15	81	57	17	84	--	42	51
Median Sentence (months)	36	8	70	33	12	75	--	41	28

IMPRISONMENT

Total Receiving Imprisonment	83	12	24	14	7	5	2	3	16
Prison Only	83	12	24	14	7	5	2	3	16
Up to 12 Months	14	8	1	2	2	0	0	0	1
13 to 60 Months	39	4	8	7	4	1	0	3	12
61 to 120 Months	18	0	8	4	1	3	2	0	0
Over 120 Months	12	0	7	1	0	1	0	0	3
Prison and Alternatives	0	0	0	0	0	0	0	0	0

PROBATION

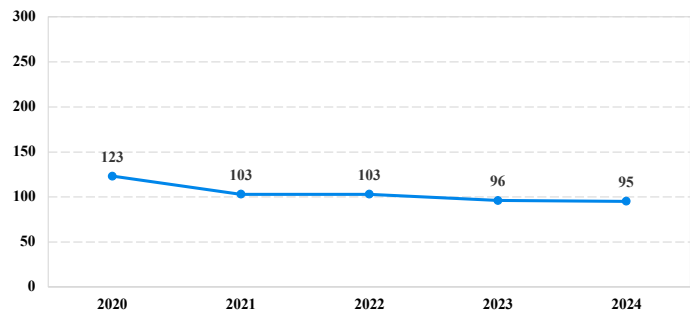
Total Receiving Probation	12	1	4	0	4	0	0	0	3
Probation Only	11	1	4	0	3	0	0	0	3
Probation and Alternatives	1	0	0	0	1	0	0	0	0

FINE ONLY	0	0	0	0	0	0	0	0	0
-----------	---	---	---	---	---	---	---	---	---

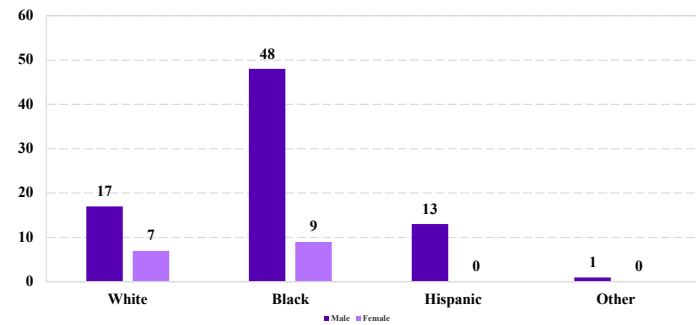
Cases with indeterminable sentence terms are excluded from the calculation of the Mean Sentence or Median Sentence category. Sentences greater than 470 months and probation were included in the sentence average computations as 470 months and zero months, respectively. Cases in the Total Receiving Imprisonment, Total Receiving Probation, and Fine Only categories total 100 percent of all cases. Cases missing information required for a specific analysis were excluded from that analysis. Descriptions of variables used in this analysis are provided in Appendix A.

SOURCE: U.S. Sentencing Commission, 2020 - 2024 Datafiles, USSCFY20 - USSCFY24.

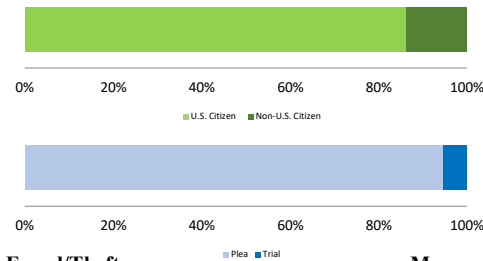
Number of Sentenced Individuals Over Time



Race and Gender



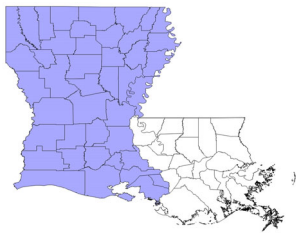
Citizenship, Guilty Pleas, and Trials



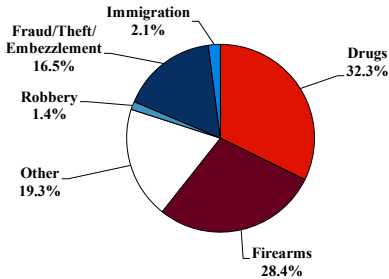
District at a Glance

Western District of Louisiana

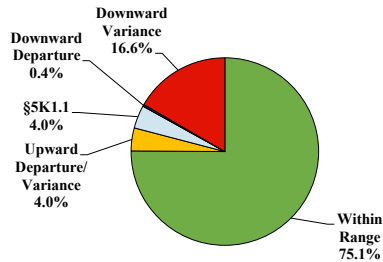
Fiscal Year 2024



Type of Crime



Sentence Imposed Relative to the Guideline Range



SENTENCING INFORMATION BY TYPE OF CRIME

	TOTAL	Immigration	Drug Trafficking	Firearms	Fraud/Theft /Embezzle	Robbery	Child Porn	Money Laundering	All Other
	285	6	91	81	47	4	9	0	47
Mean Sentence (months)	78	8	117	59	20	131	124	--	91
Median Sentence (months)	55	9	120	50	16	127	121	--	21

IMPRISONMENT

Total Receiving Imprisonment	251	6	87	80	27	4	9	0	38
Prison Only	251	6	87	80	27	4	9	0	38
Up to 12 Months	20	5	4	1	0	0	0	0	10
13 to 60 Months	105	1	18	52	24	0	1	0	9
61 to 120 Months	60	0	25	22	3	1	3	0	6
Over 120 Months	66	0	40	5	0	3	5	0	13
Prison and Alternatives	0	0	0	0	0	0	0	0	0

PROBATION

Total Receiving Probation	28	0	4	1	20	0	0	0	3
Probation Only	26	0	4	1	18	0	0	0	3
Probation and Alternatives	2	0	0	0	2	0	0	0	0

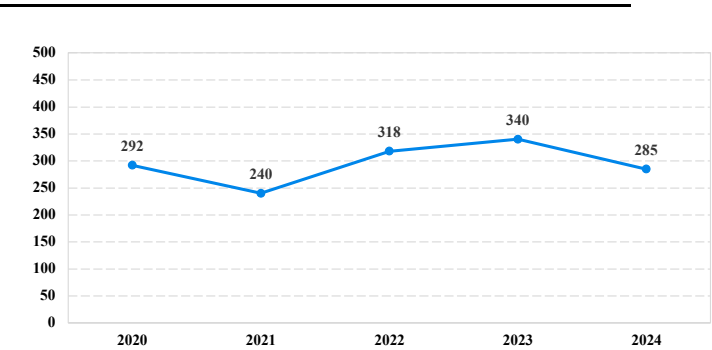
FINE ONLY

	6	0	0	0	0	0	0	0	6
--	---	---	---	---	---	---	---	---	---

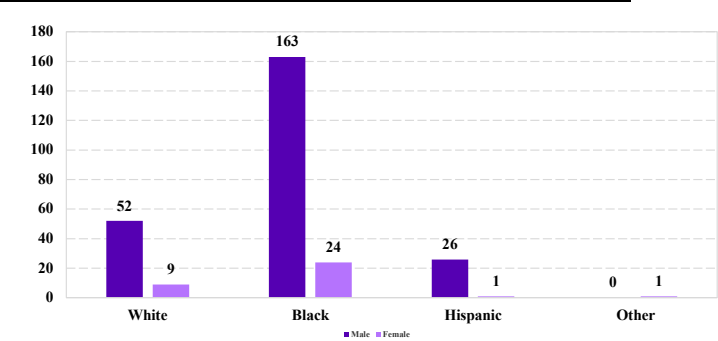
Cases with indeterminable sentence terms are excluded from the calculation of the Mean Sentence or Median Sentence category. Sentences greater than 470 months and probation were included in the sentence average computations as 470 months and zero months, respectively. Cases in the Total Receiving Imprisonment, Total Receiving Probation, and Fine Only categories total 100 percent of all cases. Cases missing information required for a specific analysis were excluded from that analysis. Descriptions of variables used in this analysis are provided in Appendix A.

SOURCE: U.S. Sentencing Commission, 2020 - 2024 Datafiles, USSCFY20 - USSCFY24.

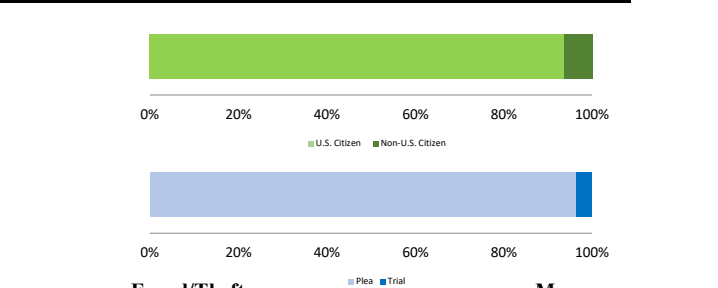
Number of Sentenced Individuals Over Time



Race and Gender



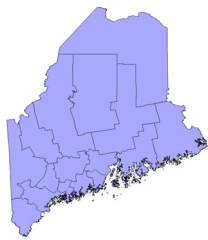
Citizenship, Guilty Pleas, and Trials



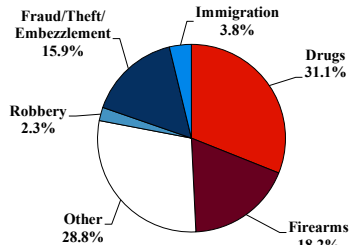
District at a Glance

District of Maine

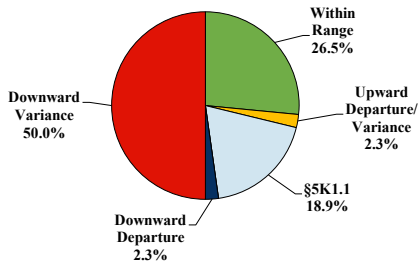
Fiscal Year 2024



Type of Crime



Sentence Imposed Relative to the Guideline Range



SENTENCING INFORMATION BY TYPE OF CRIME

	TOTAL	Immigration	Drug Trafficking	Firearms	Fraud/Theft /Embezzle	Robbery	Child Porn	Money Laundering	All Other
	132	5	41	24	21	3	7	1	30
Mean Sentence (months)	53	11	79	28	11	86	52	--	72
Median Sentence (months)	24	12	60	13	0	48	36	--	6

IMPRISONMENT

Total Receiving Imprisonment	106	4	40	20	12	3	7	1	19
Prison Only	106	4	40	20	12	3	7	1	19
Up to 12 Months	21	1	3	5	4	1	2	0	5
13 to 60 Months	48	3	18	11	8	1	3	1	3
61 to 120 Months	18	0	10	3	0	0	1	0	4
Over 120 Months	19	0	9	1	0	1	1	0	7
Prison and Alternatives	0	0	0	0	0	0	0	0	0

PROBATION

Total Receiving Probation	26	1	1	4	9	0	0	0	11
Probation Only	26	1	1	4	9	0	0	0	11
Probation and Alternatives	0	0	0	0	0	0	0	0	0

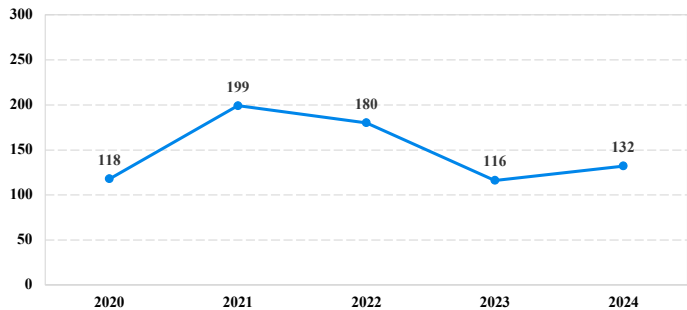
FINE ONLY

	0	0	0	0	0	0	0	0	0
--	---	---	---	---	---	---	---	---	---

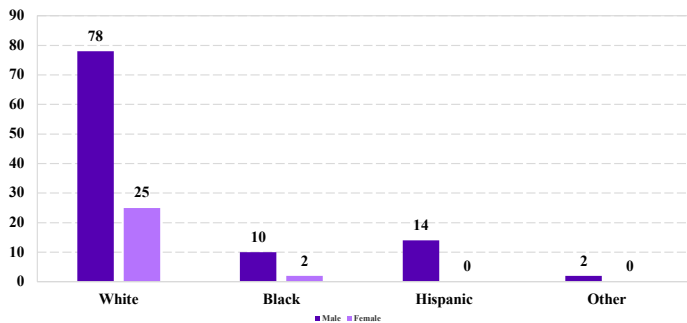
Cases with indeterminable sentence terms are excluded from the calculation of the Mean Sentence or Median Sentence category. Sentences greater than 470 months and probation were included in the sentence average computations as 470 months and zero months, respectively. Cases in the Total Receiving Imprisonment, Total Receiving Probation, and Fine Only categories total 100 percent of all cases. Cases missing information required for a specific analysis were excluded from that analysis. Descriptions of variables used in this analysis are provided in Appendix A.

SOURCE: U.S. Sentencing Commission, 2020 - 2024 Datafiles, USSCFY20 - USSCFY24.

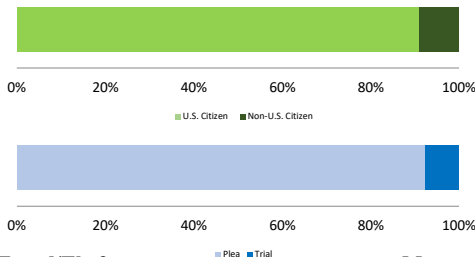
Number of Sentenced Individuals Over Time



Race and Gender



Citizenship, Guilty Pleas, and Trials



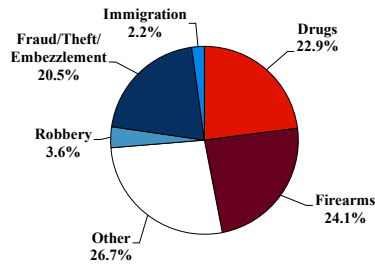
District at a Glance

District of Maryland

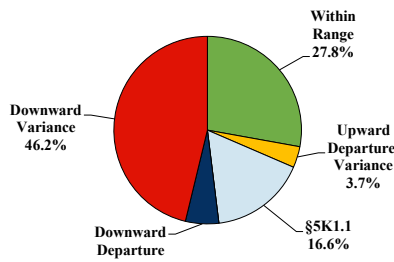
Fiscal Year 2024



Type of Crime



Sentence Imposed Relative to the Guideline Range



SENTENCING INFORMATION BY TYPE OF CRIME

	TOTAL	Immigration	Drug Trafficking	Firearms	Fraud/Theft /Embezzle	Robbery	Child Porn	Money Laundering	All Other
	449	10	98	108	92	16	11	10	104
Mean Sentence (months)	67	16	48	45	31	130	152	35	131
Median Sentence (months)	37	11	42	42	20	120	204	25	81

IMPRISONMENT

Total Receiving Imprisonment	405	10	93	107	80	16	11	9	79
Prison Only	371	10	81	103	72	16	11	8	70
Up to 12 Months	32	5	13	2	10	0	1	0	1
13 to 60 Months	202	5	38	79	56	1	3	7	13
61 to 120 Months	75	0	26	22	3	8	1	0	15
Over 120 Months	62	0	4	0	3	7	6	1	41
Prison and Alternatives	34	0	12	4	8	0	0	1	9

PROBATION

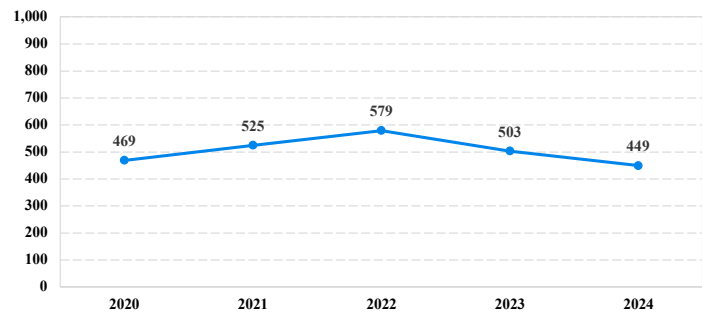
Total Receiving Probation	40	0	5	1	11	0	0	1	22
Probation Only	27	0	0	0	9	0	0	1	17
Probation and Alternatives	13	0	5	1	2	0	0	0	5

FINE ONLY	4	0	0	0	1	0	0	0	3
-----------	---	---	---	---	---	---	---	---	---

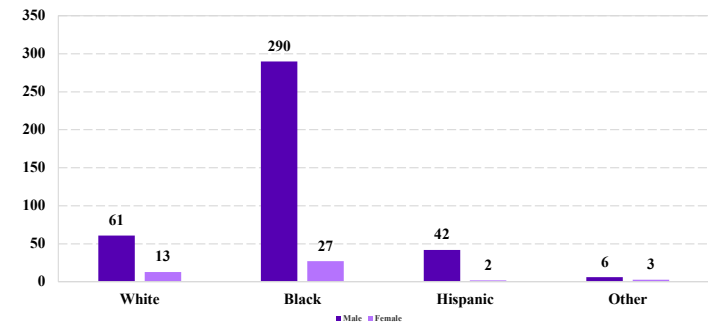
Cases with indeterminable sentence terms are excluded from the calculation of the Mean Sentence or Median Sentence category. Sentences greater than 470 months and probation were included in the sentence average computations as 470 months and zero months, respectively. Cases in the Total Receiving Imprisonment, Total Receiving Probation, and Fine Only categories total 100 percent of all cases. Cases missing information required for a specific analysis were excluded from that analysis. Descriptions of variables used in this analysis are provided in Appendix A.

SOURCE: U.S. Sentencing Commission, 2020 - 2024 Datafiles, USSCFY20 - USSCFY24.

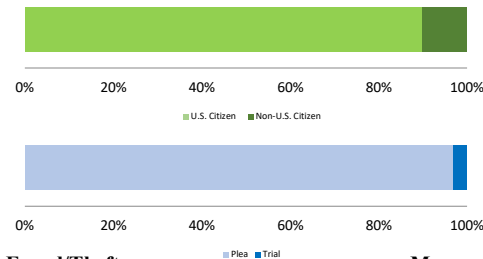
Number of Sentenced Individuals Over Time



Race and Gender



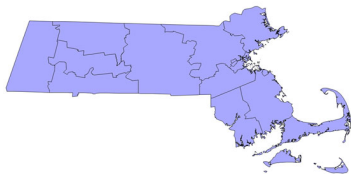
Citizenship, Guilty Pleas, and Trials



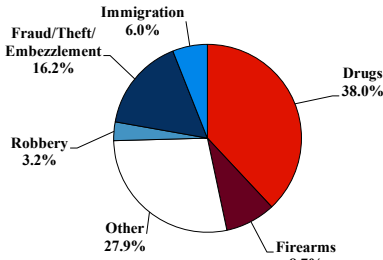
District at a Glance

District of Massachusetts

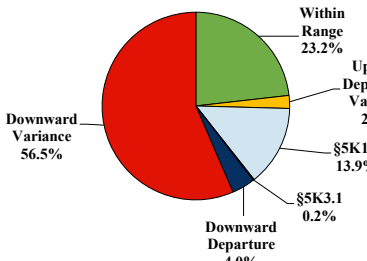
Fiscal Year 2024



Type of Crime



Sentence Imposed Relative to the Guideline Range



SENTENCING INFORMATION BY TYPE OF CRIME

	TOTAL	Immigration	Drug Trafficking	Firearms	Fraud/Theft /Embezzle	Robbery	Child Porn	Money Laundering	All Other
	531	32	202	46	86	17	22	48	78
Mean Sentence (months)	50	17	61	44	16	77	102	53	53
Median Sentence (months)	32	11	51	42	12	74	72	37	14

IMPRISONMENT

Total Receiving Imprisonment	495	30	200	45	71	17	22	45	65
Prison Only	456	29	185	45	59	16	21	42	59
Up to 12 Months	85	14	17	5	21	0	0	6	22
13 to 60 Months	223	14	93	28	34	5	8	23	18
61 to 120 Months	104	1	58	12	4	9	8	7	5
Over 120 Months	44	0	17	0	0	2	5	6	14
Prison and Alternatives	39	1	15	0	12	1	1	3	6

PROBATION

Total Receiving Probation	36	2	2	1	15	0	0	3	13
Probation Only	28	1	1	1	11	0	0	3	11
Probation and Alternatives	8	1	1	0	4	0	0	0	2

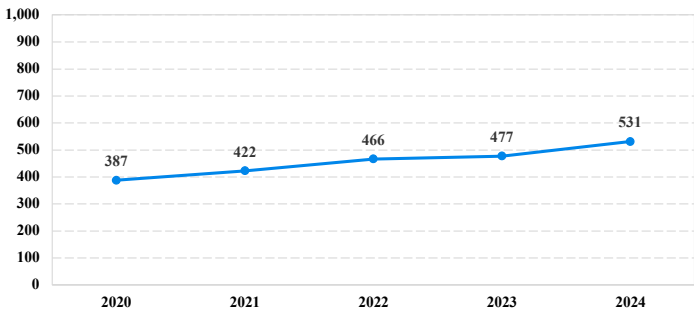
FINE ONLY

	0	0	0	0	0	0	0	0	0
--	---	---	---	---	---	---	---	---	---

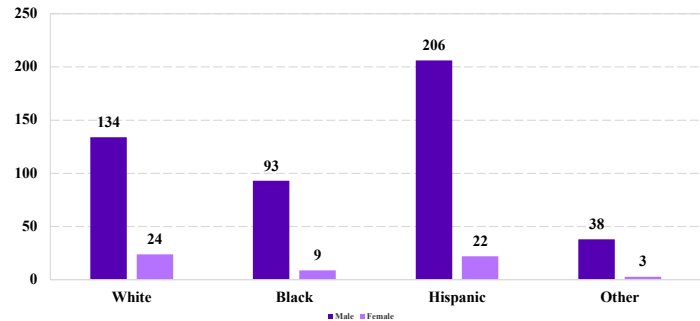
Cases with indeterminable sentence terms are excluded from the calculation of the Mean Sentence or Median Sentence category. Sentences greater than 470 months and probation were included in the sentence average computations as 470 months and zero months, respectively. Cases in the Total Receiving Imprisonment, Total Receiving Probation, and Fine Only categories total 100 percent of all cases. Cases missing information required for a specific analysis were excluded from that analysis. Descriptions of variables used in this analysis are provided in Appendix A.

SOURCE: U.S. Sentencing Commission, 2020 - 2024 Datafiles, USSCFY20 - USSCFY24.

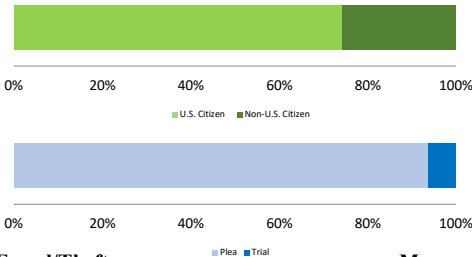
Number of Sentenced Individuals Over Time



Race and Gender



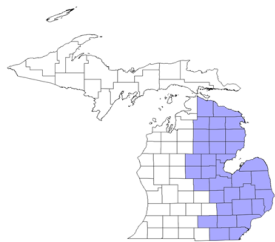
Citizenship, Guilty Pleas, and Trials



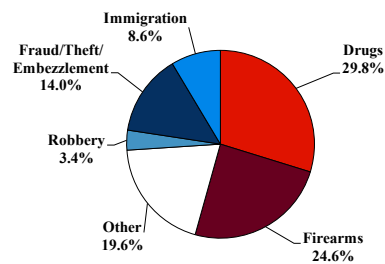
District at a Glance

Eastern District of Michigan

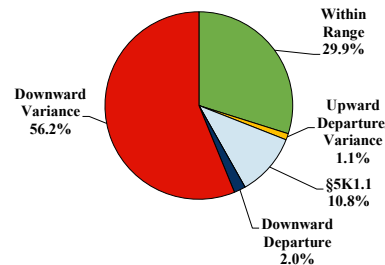
Fiscal Year 2024



Type of Crime



Sentence Imposed Relative to the Guideline Range



SENTENCING INFORMATION BY TYPE OF CRIME

	TOTAL	Immigration	Drug Trafficking	Firearms	Fraud/Theft /Embezzle	Robbery	Child Porn	Money Laundering	All Other
	642	55	191	158	90	22	14	20	92
Mean Sentence (months)	61	8	76	40	25	120	138	43	113
Median Sentence (months)	36	5	64	34	20	105	123	36	39

IMPRISONMENT

Total Receiving Imprisonment	604	54	186	152	77	22	14	18	81
Prison Only	591	54	182	149	76	21	13	17	79
Up to 12 Months	116	43	15	13	21	0	0	5	19
13 to 60 Months	264	10	71	110	45	1	1	8	18
61 to 120 Months	128	1	61	24	10	14	5	2	11
Over 120 Months	83	0	35	2	0	6	7	2	31
Prison and Alternatives	13	0	4	3	1	1	1	1	2

PROBATION

Total Receiving Probation	38	1	5	6	13	0	0	2	11
Probation Only	34	1	4	5	12	0	0	2	10
Probation and Alternatives	4	0	1	1	1	0	0	0	1

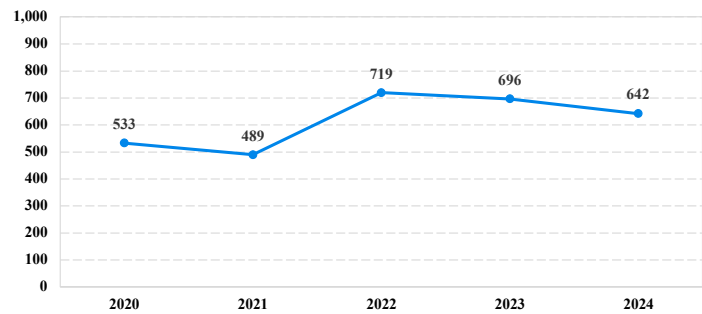
FINE ONLY

	0	0	0	0	0	0	0	0	0
--	---	---	---	---	---	---	---	---	---

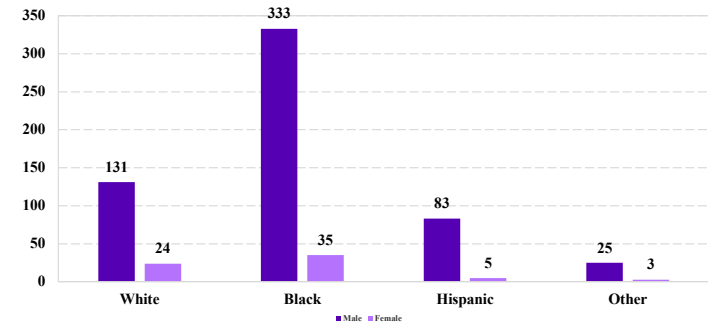
Cases with indeterminable sentence terms are excluded from the calculation of the Mean Sentence or Median Sentence category. Sentences greater than 470 months and probation were included in the sentence average computations as 470 months and zero months, respectively. Cases in the Total Receiving Imprisonment, Total Receiving Probation, and Fine Only categories total 100 percent of all cases. Cases missing information required for a specific analysis were excluded from that analysis. Descriptions of variables used in this analysis are provided in Appendix A.

SOURCE: U.S. Sentencing Commission, 2020 - 2024 Datafiles, USSCFY20 - USSCFY24.

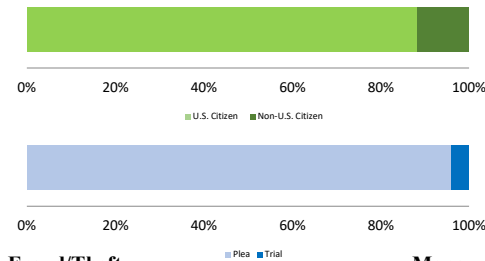
Number of Sentenced Individuals Over Time



Race and Gender



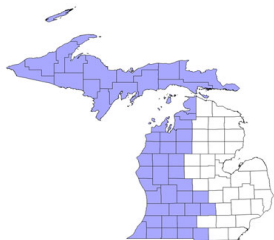
Citizenship, Guilty Pleas, and Trials



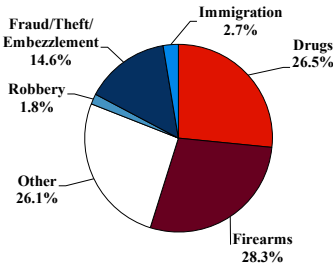
District at a Glance

Western District of Michigan

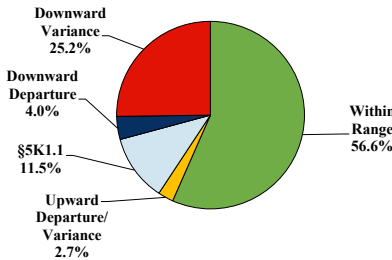
Fiscal Year 2024



Type of Crime



Sentence Imposed Relative to the Guideline Range



SENTENCING INFORMATION BY TYPE OF CRIME

	TOTAL	Immigration	Drug Trafficking	Firearms	Fraud/Theft /Embezzle	Robbery	Child Porn	Money Laundering	All Other
	226	6	60	64	33	4	7	0	52
Mean Sentence (months)	85	15	113	61	29	65	126	--	122
Median Sentence (months)	60	15	86	57	9	55	148	--	37

IMPRISONMENT

Total Receiving Imprisonment	202	6	60	64	22	4	7	0	39
Prison Only	198	6	59	63	21	3	7	0	39
Up to 12 Months	8	1	1	1	5	0	0	0	0
13 to 60 Months	87	5	17	37	8	2	1	0	17
61 to 120 Months	55	0	21	23	7	0	2	0	2
Over 120 Months	48	0	20	2	1	1	4	0	20
Prison and Alternatives	4	0	1	1	1	1	0	0	0

PROBATION

Total Receiving Probation	24	0	0	0	11	0	0	0	13
Probation Only	18	0	0	0	10	0	0	0	8
Probation and Alternatives	6	0	0	0	1	0	0	0	5

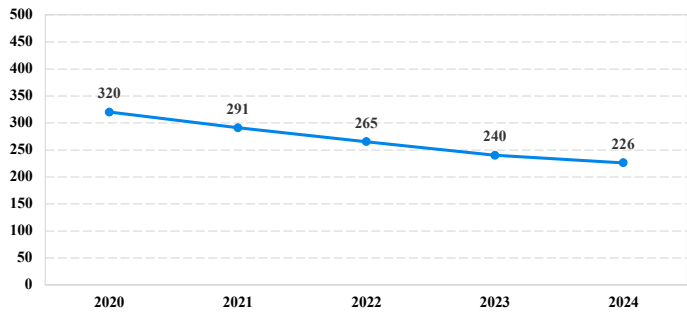
FINE ONLY

	0	0	0	0	0	0	0	0	0
--	---	---	---	---	---	---	---	---	---

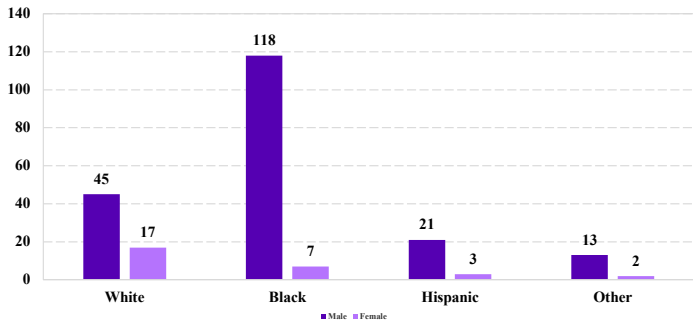
Cases with indeterminable sentence terms are excluded from the calculation of the Mean Sentence or Median Sentence category. Sentences greater than 470 months and probation were included in the sentence average computations as 470 months and zero months, respectively. Cases in the Total Receiving Imprisonment, Total Receiving Probation, and Fine Only categories total 100 percent of all cases. Cases missing information required for a specific analysis were excluded from that analysis. Descriptions of variables used in this analysis are provided in Appendix A.

SOURCE: U.S. Sentencing Commission, 2020 - 2024 Datafiles, USSCFY20 - USSCFY24.

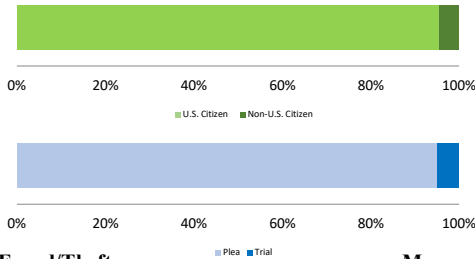
Number of Sentenced Individuals Over Time



Race and Gender



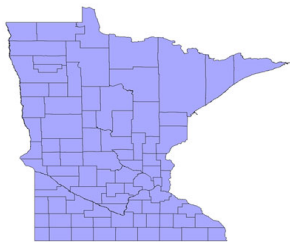
Citizenship, Guilty Pleas, and Trials



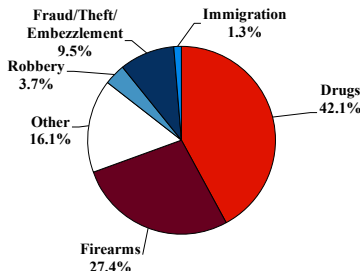
District at a Glance

District of Minnesota

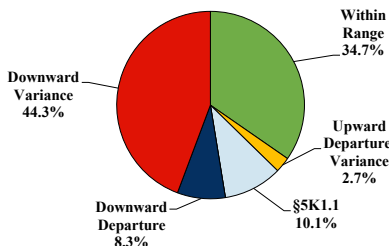
Fiscal Year 2024



Type of Crime



Sentence Imposed Relative to the Guideline Range



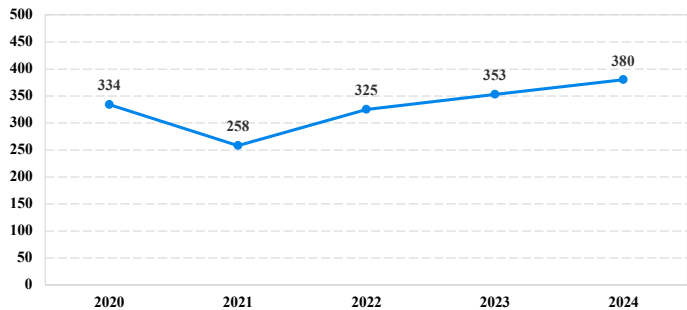
SENTENCING INFORMATION BY TYPE OF CRIME

	TOTAL	Immigration	Drug Trafficking	Firearms	Fraud/Theft /Embezzle	Robbery	Child Porn	Money Laundering	All Other
	380	5	160	104	36	14	5	4	52
Mean Sentence (months)	78	8	90	67	19	93	224	18	96
Median Sentence (months)	68	6	87	60	8	79	192	19	48
IMPRISONMENT									
Total Receiving Imprisonment	361	4	157	103	32	14	5	3	43
Prison Only	353	4	154	101	30	14	5	3	42
Up to 12 Months	30	2	7	4	13	0	0	0	4
13 to 60 Months	124	2	34	50	15	4	0	3	16
61 to 120 Months	127	0	71	39	2	6	1	0	8
Over 120 Months	72	0	42	8	0	4	4	0	14
Prison and Alternatives	8	0	3	2	2	0	0	0	1
PROBATION									
Total Receiving Probation	19	1	3	1	4	0	0	1	9
Probation Only	14	1	2	1	4	0	0	0	6
Probation and Alternatives	5	0	1	0	0	0	0	1	3
FINE ONLY									
	0	0	0	0	0	0	0	0	0

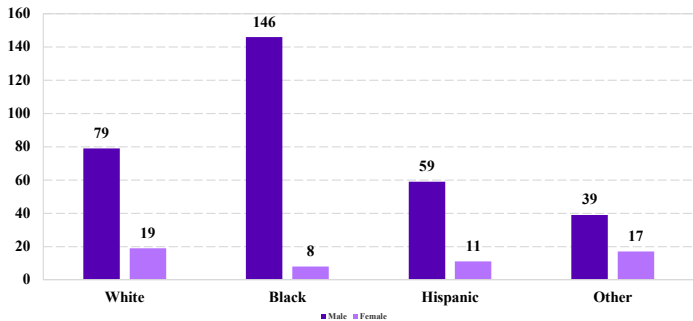
Cases with indeterminable sentence terms are excluded from the calculation of the Mean Sentence or Median Sentence category. Sentences greater than 470 months and probation were included in the sentence average computations as 470 months and zero months, respectively. Cases in the Total Receiving Imprisonment, Total Receiving Probation, and Fine Only categories total 100 percent of all cases. Cases missing information required for a specific analysis were excluded from that analysis. Descriptions of variables used in this analysis are provided in Appendix A.

SOURCE: U.S. Sentencing Commission, 2020 - 2024 Datafiles, USSCFY20 - USSCFY24.

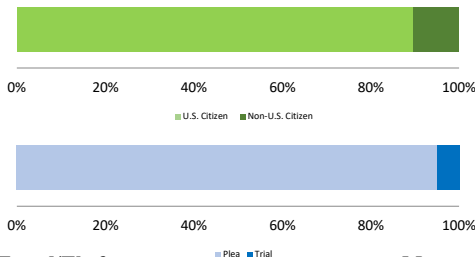
Number of Sentenced Individuals Over Time



Race and Gender



Citizenship, Guilty Pleas, and Trials



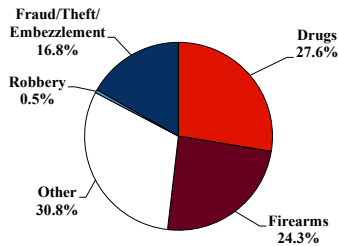
District at a Glance

Northern District of Mississippi

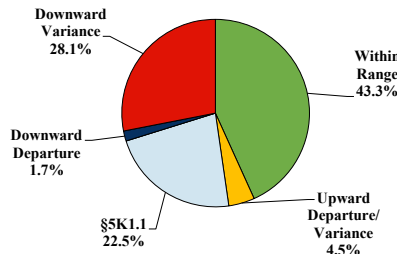
Fiscal Year 2024



Type of Crime



Sentence Imposed Relative to the Guideline Range



SENTENCING INFORMATION BY TYPE OF CRIME

	TOTAL	Immigration	Drug Trafficking	Firearms	Fraud/Theft /Embezzle	Robbery	Child Porn	Money Laundering	All Other
	185	0	50	45	31	1	10	4	44
Mean Sentence (months)	68	--	89	41	14	--	93	23	108
Median Sentence (months)	40	--	62	36	7	--	83	16	31

IMPRISONMENT

Total Receiving Imprisonment	166	0	47	39	29	1	10	4	36
Prison Only	161	0	47	36	29	1	10	4	34
Up to 12 Months	20	0	1	1	15	0	0	1	2
13 to 60 Months	83	0	21	29	12	0	2	3	16
61 to 120 Months	27	0	12	5	2	1	5	0	2
Over 120 Months	31	0	13	1	0	0	3	0	14
Prison and Alternatives	5	0	0	3	0	0	0	0	2

PROBATION

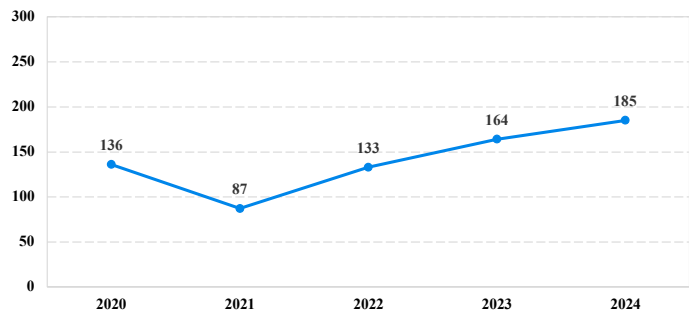
Total Receiving Probation	17	0	3	6	2	0	0	0	6
Probation Only	15	0	3	4	2	0	0	0	6
Probation and Alternatives	2	0	0	2	0	0	0	0	0

FINE ONLY	2	0	0	0	0	0	0	0	2
-----------	---	---	---	---	---	---	---	---	---

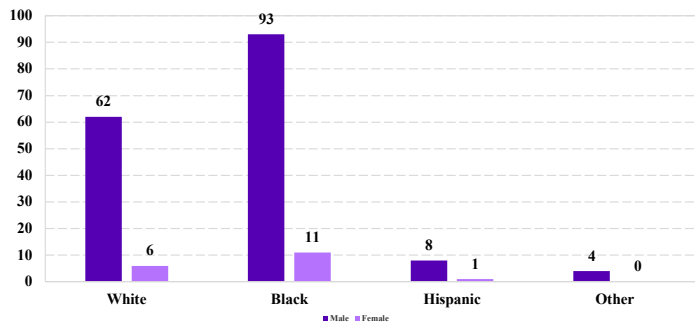
Cases with indeterminable sentence terms are excluded from the calculation of the Mean Sentence or Median Sentence category. Sentences greater than 470 months and probation were included in the sentence average computations as 470 months and zero months, respectively. Cases in the Total Receiving Imprisonment, Total Receiving Probation, and Fine Only categories total 100 percent of all cases. Cases missing information required for a specific analysis were excluded from that analysis. Descriptions of variables used in this analysis are provided in Appendix A.

SOURCE: U.S. Sentencing Commission, 2020 - 2024 Datafiles, USSCFY20 - USSCFY24.

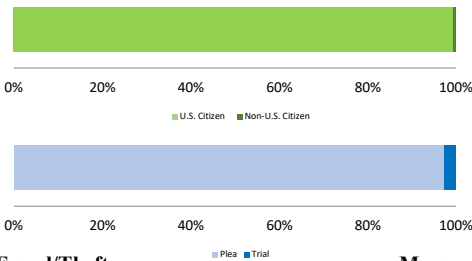
Number of Sentenced Individuals Over Time



Race and Gender



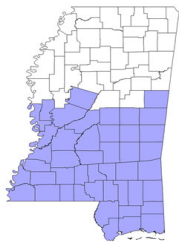
Citizenship, Guilty Pleas, and Trials



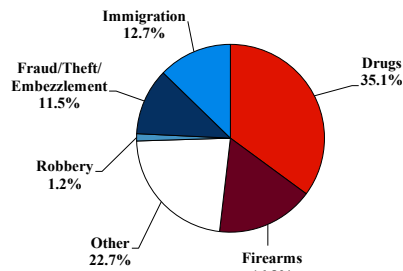
District at a Glance

Southern District of Mississippi

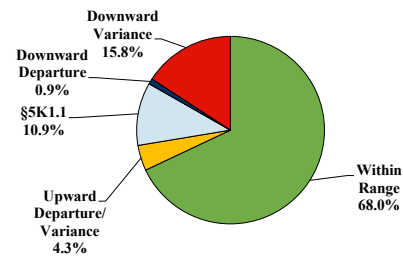
Fiscal Year 2024



Type of Crime



Sentence Imposed Relative to the Guideline Range



SENTENCING INFORMATION BY TYPE OF CRIME

	TOTAL	Immigration	Drug Trafficking	Firearms	Fraud/Theft /Embezzle	Robbery	Child Porn	Money Laundering	All Other
	322	41	113	54	37	4	7	4	62
Mean Sentence (months)	79	14	130	46	23	171	113	31	86
Median Sentence (months)	45	12	115	33	12	183	108	39	28

IMPRISONMENT

Total Receiving Imprisonment	293	41	111	51	24	4	7	4	51
Prison Only	288	41	111	50	23	4	7	4	48
Up to 12 Months	38	21	2	4	5	0	0	1	5
13 to 60 Months	118	20	26	33	14	1	0	3	21
61 to 120 Months	59	0	31	10	3	0	5	0	10
Over 120 Months	73	0	52	3	1	3	2	0	12
Prison and Alternatives	5	0	0	1	1	0	0	0	3

PROBATION

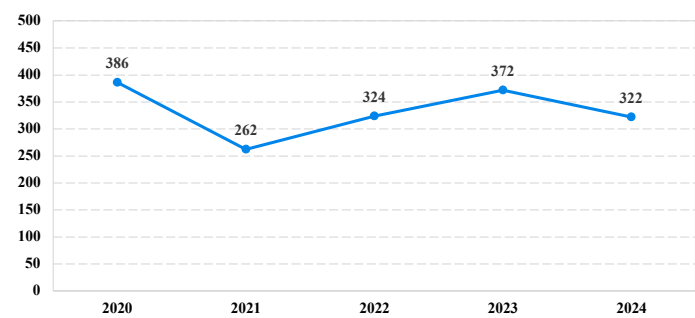
Total Receiving Probation	29	0	2	3	13	0	0	0	11
Probation Only	27	0	2	2	12	0	0	0	11
Probation and Alternatives	2	0	0	1	1	0	0	0	0

FINE ONLY	0	0	0	0	0	0	0	0	0
-----------	---	---	---	---	---	---	---	---	---

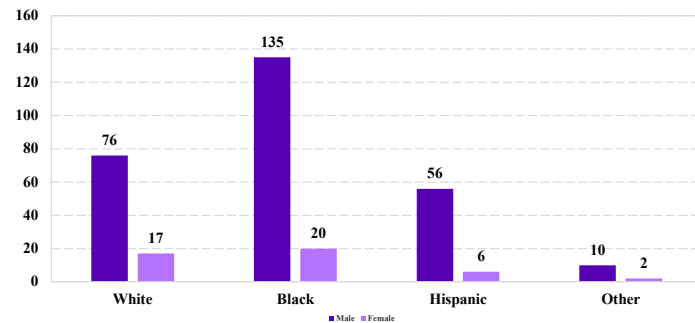
Cases with indeterminable sentence terms are excluded from the calculation of the Mean Sentence or Median Sentence category. Sentences greater than 470 months and probation were included in the sentence average computations as 470 months and zero months, respectively. Cases in the Total Receiving Imprisonment, Total Receiving Probation, and Fine Only categories total 100 percent of all cases. Cases missing information required for a specific analysis were excluded from that analysis. Descriptions of variables used in this analysis are provided in Appendix A.

SOURCE: U.S. Sentencing Commission, 2020 - 2024 Datafiles, USSCFY20 - USSCFY24.

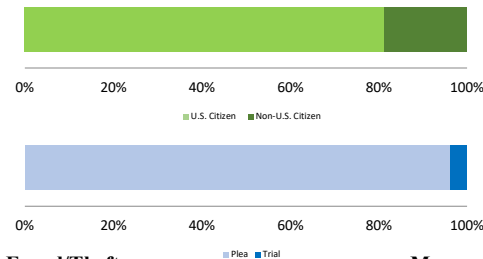
Number of Sentenced Individuals Over Time



Race and Gender



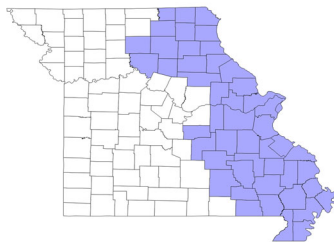
Citizenship, Guilty Pleas, and Trials



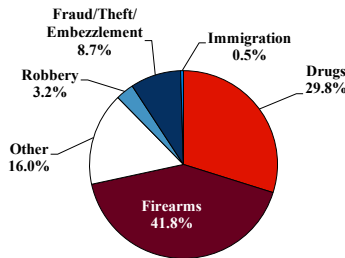
District at a Glance

Eastern District of Missouri

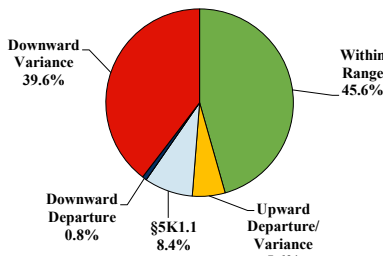
Fiscal Year 2024



Type of Crime



Sentence Imposed Relative to the Guideline Range



SENTENCING INFORMATION BY TYPE OF CRIME

	TOTAL	Immigration	Drug Trafficking	Firearms	Fraud/Theft /Embezzle	Robbery	Child Porn	Money Laundering	All Other
	1,012	5	300	423	88	32	55	9	100
Mean Sentence (months)	72	9	77	54	15	120	101	76	154
Median Sentence (months)	51	5	70	46	12	117	84	30	75

IMPRISONMENT

Total Receiving Imprisonment	957	5	293	413	66	32	55	6	87
Prison Only	947	5	290	409	64	32	55	6	86
Up to 12 Months	63	3	7	18	22	1	0	0	12
13 to 60 Months	473	2	121	266	40	2	17	2	23
61 to 120 Months	261	0	109	101	2	16	24	2	7
Over 120 Months	150	0	53	24	0	13	14	2	44
Prison and Alternatives	10	0	3	4	2	0	0	0	1

PROBATION

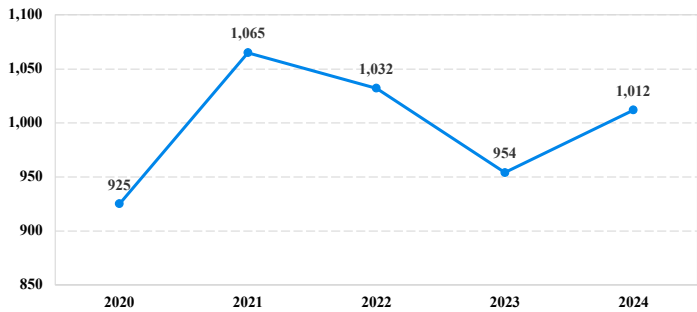
Total Receiving Probation	53	0	7	9	22	0	0	3	12
Probation Only	47	0	7	8	18	0	0	3	11
Probation and Alternatives	6	0	0	1	4	0	0	0	1

FINE ONLY	2	0	0	1	0	0	0	0	1
-----------	---	---	---	---	---	---	---	---	---

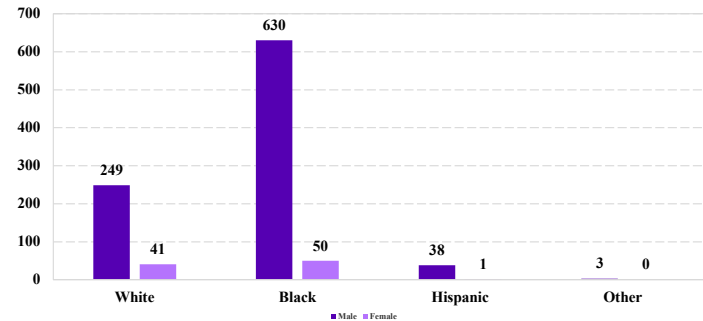
Cases with indeterminable sentence terms are excluded from the calculation of the Mean Sentence or Median Sentence category. Sentences greater than 470 months and probation were included in the sentence average computations as 470 months and zero months, respectively. Cases in the Total Receiving Imprisonment, Total Receiving Probation, and Fine Only categories total 100 percent of all cases. Cases missing information required for a specific analysis were excluded from that analysis. Descriptions of variables used in this analysis are provided in Appendix A.

SOURCE: U.S. Sentencing Commission, 2020 - 2024 Datafiles, USSCFY20 - USSCFY24.

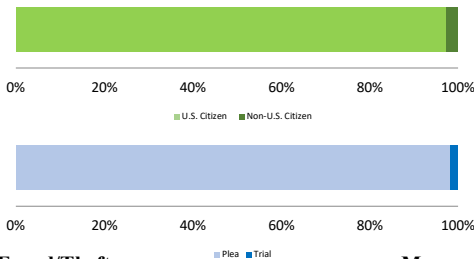
Number of Sentenced Individuals Over Time



Race and Gender



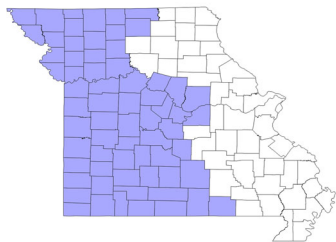
Citizenship, Guilty Pleas, and Trials



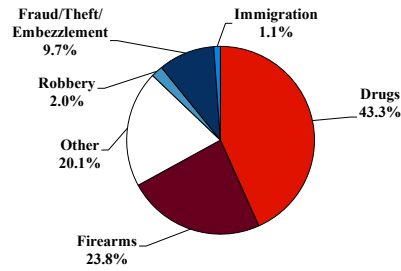
District at a Glance

Western District of Missouri

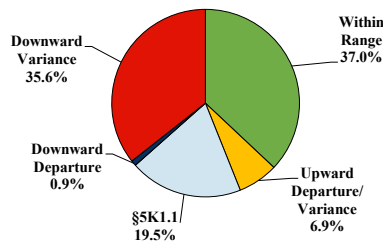
Fiscal Year 2024



Type of Crime



Sentence Imposed Relative to the Guideline Range



SENTENCING INFORMATION BY TYPE OF CRIME

	TOTAL	Immigration	Drug Trafficking	Firearms	Fraud/Theft /Embezzle	Robbery	Child Porn	Money Laundering	All Other
	783	9	339	186	76	16	56	27	74
Mean Sentence (months)	93	17	106	70	16	103	132	52	161
Median Sentence (months)	72	12	96	60	1	78	106	18	120

IMPRISONMENT

Total Receiving Imprisonment	688	9	315	183	34	15	55	17	60
Prison Only	682	9	312	183	32	15	55	17	59
Up to 12 Months	37	4	15	3	8	0	0	2	5
13 to 60 Months	223	5	70	96	22	6	6	6	12
61 to 120 Months	226	0	111	67	1	3	29	7	8
Over 120 Months	196	0	116	17	1	6	20	2	34
Prison and Alternatives	6	0	3	0	2	0	0	0	1

PROBATION

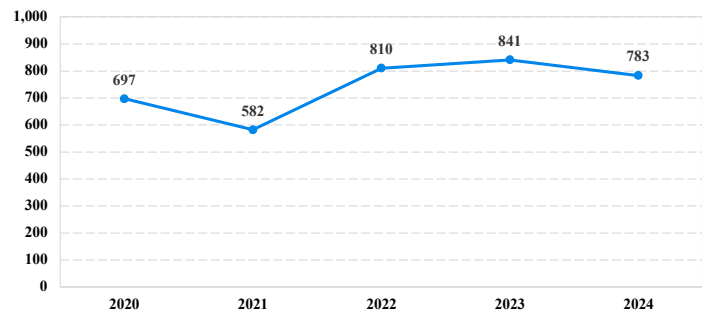
Total Receiving Probation	95	0	24	3	42	1	1	10	14
Probation Only	87	0	24	3	35	1	1	10	13
Probation and Alternatives	8	0	0	0	7	0	0	0	1

FINE ONLY	0	0	0	0	0	0	0	0	0
-----------	---	---	---	---	---	---	---	---	---

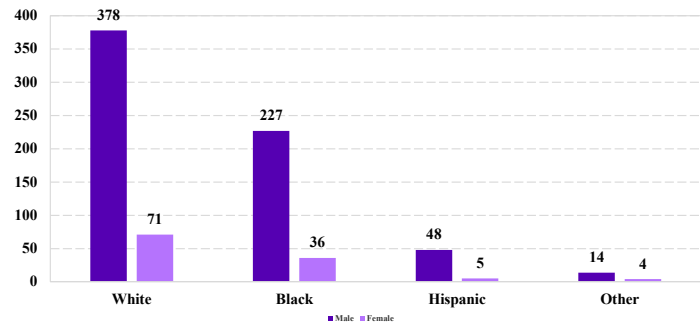
Cases with indeterminable sentence terms are excluded from the calculation of the Mean Sentence or Median Sentence category. Sentences greater than 470 months and probation were included in the sentence average computations as 470 months and zero months, respectively. Cases in the Total Receiving Imprisonment, Total Receiving Probation, and Fine Only categories total 100 percent of all cases. Cases missing information required for a specific analysis were excluded from that analysis. Descriptions of variables used in this analysis are provided in Appendix A.

SOURCE: U.S. Sentencing Commission, 2020 - 2024 Datafiles, USSCFY20 - USSCFY24.

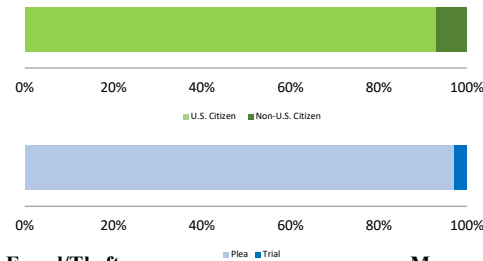
Number of Sentenced Individuals Over Time



Race and Gender



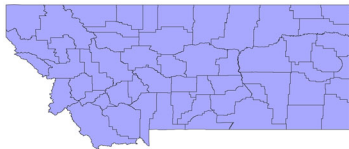
Citizenship, Guilty Pleas, and Trials



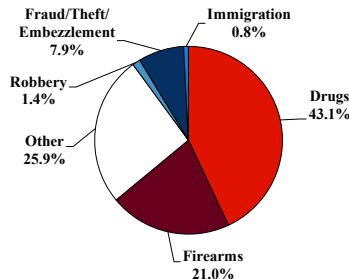
District at a Glance

District of Montana

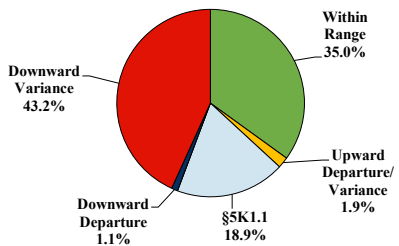
Fiscal Year 2024



Type of Crime



Sentence Imposed Relative to the Guideline Range



SENTENCING INFORMATION BY TYPE OF CRIME

	TOTAL	Immigration	Drug Trafficking	Firearms	Fraud/Theft /Embezzle	Robbery	Child Porn	Money Laundering	All Other
	367	3	158	77	29	5	7	1	87
Mean Sentence (months)	52	5	66	26	21	67	104	--	53
Median Sentence (months)	36	6	60	27	20	63	108	--	27

IMPRISONMENT

Total Receiving Imprisonment	337	3	157	67	21	5	7	1	76
Prison Only	333	3	155	66	20	5	7	1	76
Up to 12 Months	49	3	19	12	4	0	0	0	11
13 to 60 Months	186	0	72	49	16	2	3	0	44
61 to 120 Months	62	0	42	5	0	2	2	0	11
Over 120 Months	36	0	22	0	0	1	2	1	10
Prison and Alternatives	4	0	2	1	1	0	0	0	0

PROBATION

Total Receiving Probation	30	0	1	10	8	0	0	0	11
Probation Only	28	0	1	10	7	0	0	0	10
Probation and Alternatives	2	0	0	0	1	0	0	0	1

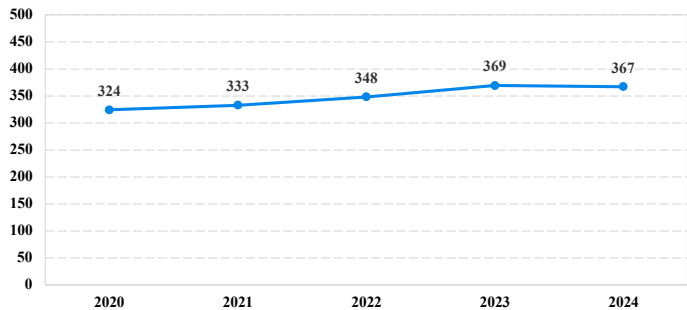
FINE ONLY

	0	0	0	0	0	0	0	0	0
--	---	---	---	---	---	---	---	---	---

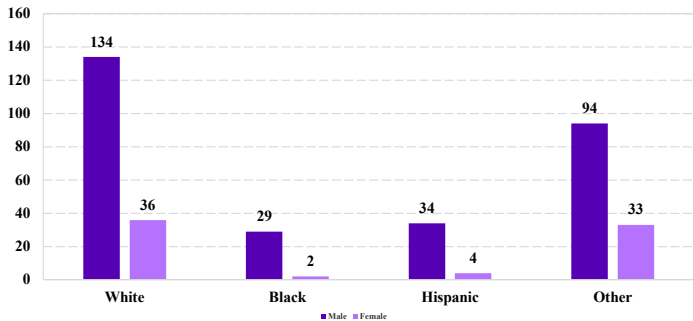
Cases with indeterminable sentence terms are excluded from the calculation of the Mean Sentence or Median Sentence category. Sentences greater than 470 months and probation were included in the sentence average computations as 470 months and zero months, respectively. Cases in the Total Receiving Imprisonment, Total Receiving Probation, and Fine Only categories total 100 percent of all cases. Cases missing information required for a specific analysis were excluded from that analysis. Descriptions of variables used in this analysis are provided in Appendix A.

SOURCE: U.S. Sentencing Commission, 2020 - 2024 Datafiles, USSCFY20 - USSCFY24.

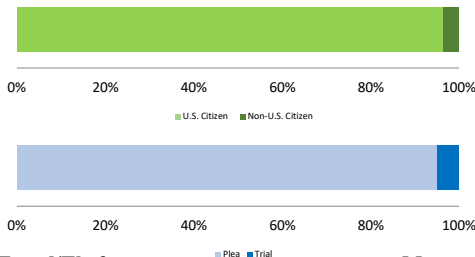
Number of Sentenced Individuals Over Time



Race and Gender



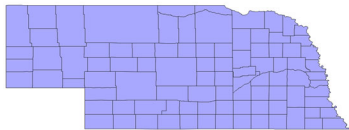
Citizenship, Guilty Pleas, and Trials



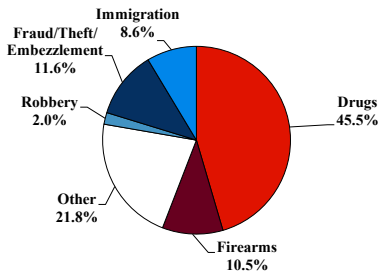
District at a Glance

District of Nebraska

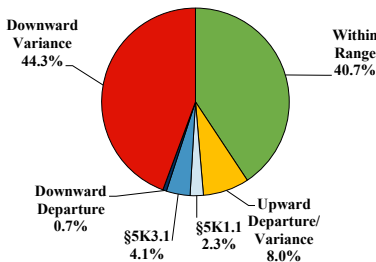
Fiscal Year 2024



Type of Crime



Sentence Imposed Relative to the Guideline Range



SENTENCING INFORMATION BY TYPE OF CRIME

	TOTAL	Immigration	Drug Trafficking	Firearms	Fraud/Theft /Embezzle	Robbery	Child Porn	Money Laundering	All Other
	440	38	200	46	51	9	35	2	59
Mean Sentence (months)	90	11	119	51	26	184	119	--	96
Median Sentence (months)	70	9	120	42	15	180	100	--	24

IMPRISONMENT

Total Receiving Imprisonment	426	38	199	46	39	9	35	2	58
Prison Only	422	38	198	46	38	9	35	2	56
Up to 12 Months	47	25	3	1	7	0	0	1	10
13 to 60 Months	141	13	38	32	23	0	6	0	29
61 to 120 Months	113	0	71	11	7	1	20	0	3
Over 120 Months	121	0	86	2	1	8	9	1	14
Prison and Alternatives	4	0	1	0	1	0	0	0	2

PROBATION

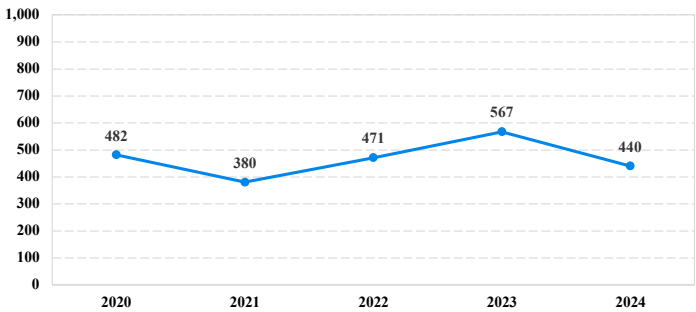
Total Receiving Probation	14	0	1	0	12	0	0	0	1
Probation Only	13	0	1	0	11	0	0	0	1
Probation and Alternatives	1	0	0	0	1	0	0	0	0

FINE ONLY	0	0	0	0	0	0	0	0	0
-----------	---	---	---	---	---	---	---	---	---

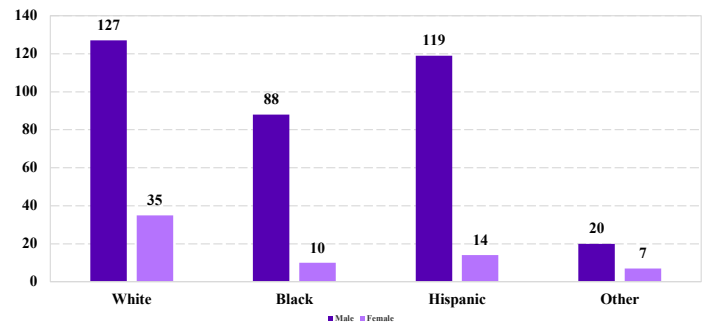
Cases with indeterminable sentence terms are excluded from the calculation of the Mean Sentence or Median Sentence category. Sentences greater than 470 months and probation were included in the sentence average computations as 470 months and zero months, respectively. Cases in the Total Receiving Imprisonment, Total Receiving Probation, and Fine Only categories total 100 percent of all cases. Cases missing information required for a specific analysis were excluded from that analysis. Descriptions of variables used in this analysis are provided in Appendix A.

SOURCE: U.S. Sentencing Commission, 2020 - 2024 Datafiles, USSCFY20 - USSCFY24.

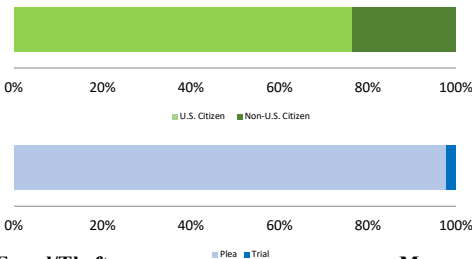
Number of Sentenced Individuals Over Time



Race and Gender



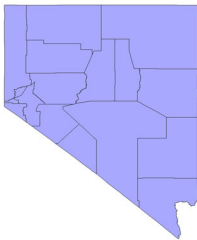
Citizenship, Guilty Pleas, and Trials



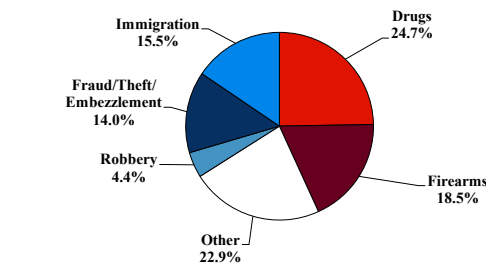
District at a Glance

District of Nevada

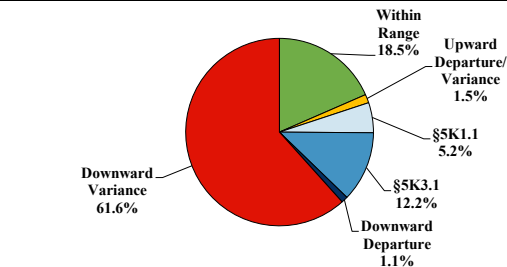
Fiscal Year 2024



Type of Crime



Sentence Imposed Relative to the Guideline Range



SENTENCING INFORMATION BY TYPE OF CRIME

	TOTAL	Immigration	Drug Trafficking	Firearms	Fraud/Theft /Embezzle	Robbery	Child Porn	Money Laundering	All Other
	271	42	67	50	38	12	15	9	38
Mean Sentence (months)	45	11	66	34	17	79	94	73	53
Median Sentence (months)	28	8	57	27	12	80	70	60	24

IMPRISONMENT

Total Receiving Imprisonment	235	40	62	42	25	10	15	9	32
Prison Only	216	40	51	40	24	9	14	7	31
Up to 12 Months	41	25	1	2	6	1	0	0	6
13 to 60 Months	111	13	23	31	17	2	5	3	17
61 to 120 Months	50	2	21	6	1	3	8	3	6
Over 120 Months	14	0	6	1	0	3	1	1	2
Prison and Alternatives	19	0	11	2	1	1	1	2	1

PROBATION

Total Receiving Probation	36	2	5	8	13	2	0	0	6
Probation Only	22	2	3	4	6	2	0	0	5
Probation and Alternatives	14	0	2	4	7	0	0	0	1

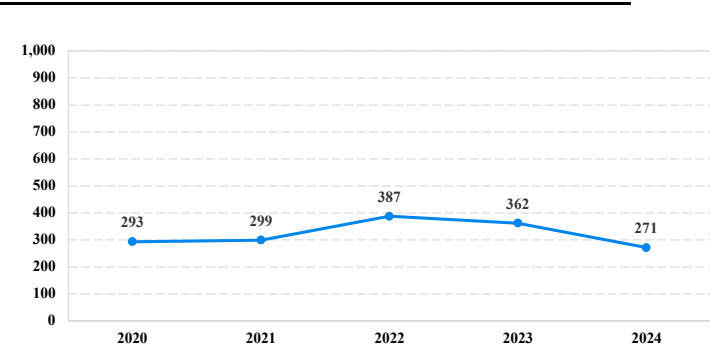
FINE ONLY

	0	0	0	0	0	0	0	0	0
--	---	---	---	---	---	---	---	---	---

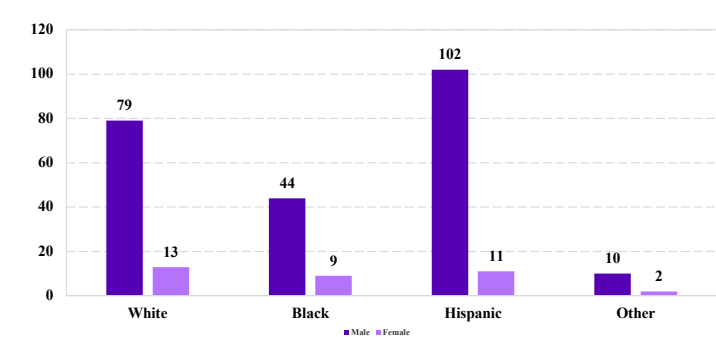
Cases with indeterminable sentence terms are excluded from the calculation of the Mean Sentence or Median Sentence category. Sentences greater than 470 months and probation were included in the sentence average computations as 470 months and zero months, respectively. Cases in the Total Receiving Imprisonment, Total Receiving Probation, and Fine Only categories total 100 percent of all cases. Cases missing information required for a specific analysis were excluded from that analysis. Descriptions of variables used in this analysis are provided in Appendix A.

SOURCE: U.S. Sentencing Commission, 2020 - 2024 Datafiles, USSCFY20 - USSCFY24.

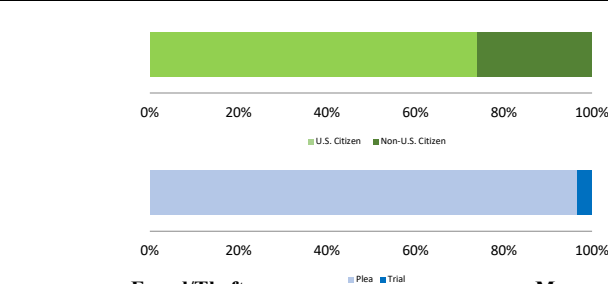
Number of Sentenced Individuals Over Time



Race and Gender



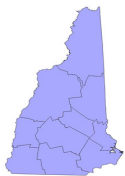
Citizenship, Guilty Pleas, and Trials



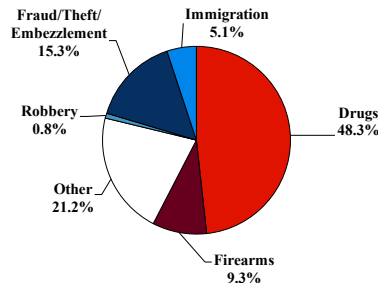
District at a Glance

District of New Hampshire

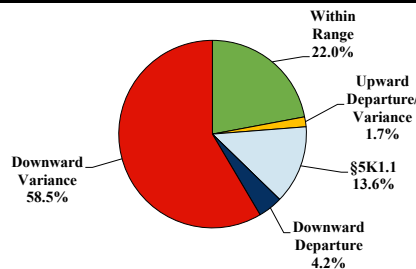
Fiscal Year 2024



Type of Crime



Sentence Imposed Relative to the Guideline Range



SENTENCING INFORMATION BY TYPE OF CRIME

	TOTAL	Immigration	Drug Trafficking	Firearms	Fraud/Theft /Embezzle	Robbery	Child Porn	Money Laundering	All Other
	118	6	54	11	18	1	6	4	18
Mean Sentence (months)	40	8	41	45	24	--	46	42	55
Median Sentence (months)	24	0	37	48	20	--	28	36	4

IMPRISONMENT

Total Receiving Imprisonment	106	5	52	9	15	1	6	3	15
Prison Only	104	5	51	9	15	1	6	3	14
Up to 12 Months	27	3	16	0	0	0	1	0	7
13 to 60 Months	51	2	20	6	14	0	4	2	3
61 to 120 Months	19	0	13	3	1	0	0	1	1
Over 120 Months	7	0	2	0	0	1	1	0	3
Prison and Alternatives	2	0	1	0	0	0	0	0	1

PROBATION

Total Receiving Probation	12	1	2	2	3	0	0	1	3
Probation Only	10	1	1	2	2	0	0	1	3
Probation and Alternatives	2	0	1	0	1	0	0	0	0

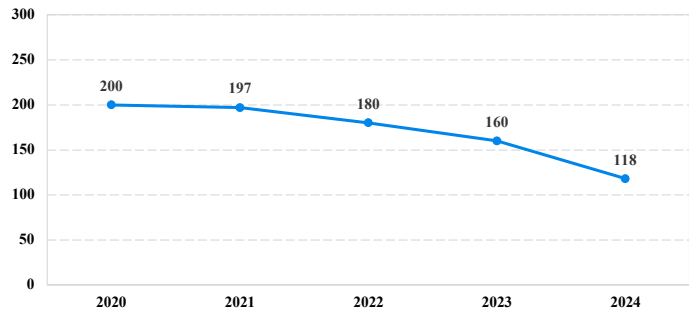
FINE ONLY

	0	0	0	0	0	0	0	0	0
--	---	---	---	---	---	---	---	---	---

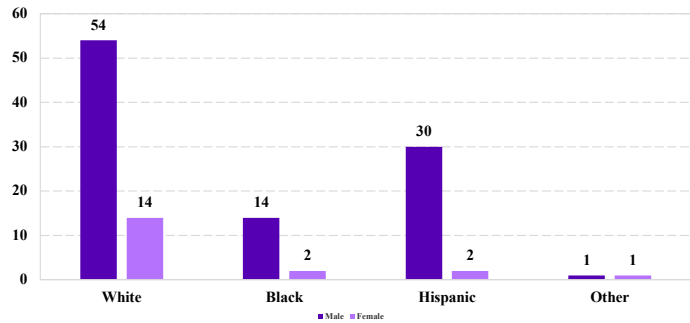
Cases with indeterminable sentence terms are excluded from the calculation of the Mean Sentence or Median Sentence category. Sentences greater than 470 months and probation were included in the sentence average computations as 470 months and zero months, respectively. Cases in the Total Receiving Imprisonment, Total Receiving Probation, and Fine Only categories total 100 percent of all cases. Cases missing information required for a specific analysis were excluded from that analysis. Descriptions of variables used in this analysis are provided in Appendix A.

SOURCE: U.S. Sentencing Commission, 2020 - 2024 Datafiles, USSCFY20 - USSCFY24.

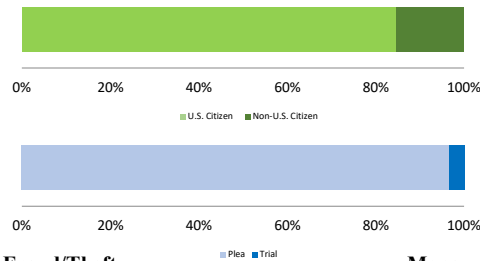
Number of Sentenced Individuals Over Time



Race and Gender



Citizenship, Guilty Pleas, and Trials



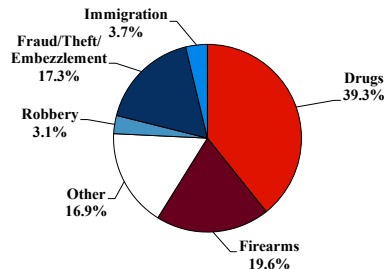
District at a Glance

District of New Jersey

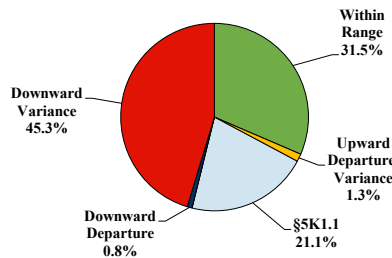
Fiscal Year 2024



Type of Crime



Sentence Imposed Relative to the Guideline Range



SENTENCING INFORMATION BY TYPE OF CRIME

	TOTAL	Immigration	Drug Trafficking	Firearms	Fraud/Theft /Embezzle	Robbery	Child Porn	Money Laundering	All Other
	830	31	325	163	144	26	23	20	98
Mean Sentence (months)	45	20	44	51	16	122	93	30	66
Median Sentence (months)	30	21	36	46	9	100	87	27	16

IMPRISONMENT

Total Receiving Imprisonment	728	29	299	155	109	26	22	15	73
Prison Only	695	29	287	151	99	26	22	13	68
Up to 12 Months	118	8	39	11	42	0	0	1	17
13 to 60 Months	372	21	175	90	51	4	4	9	18
61 to 120 Months	143	0	56	44	5	12	12	3	11
Over 120 Months	62	0	17	6	1	10	6	0	22
Prison and Alternatives	33	0	12	4	10	0	0	2	5

PROBATION

Total Receiving Probation	102	2	26	8	35	0	1	5	25
Probation Only	67	2	18	5	21	0	1	3	17
Probation and Alternatives	35	0	8	3	14	0	0	2	8

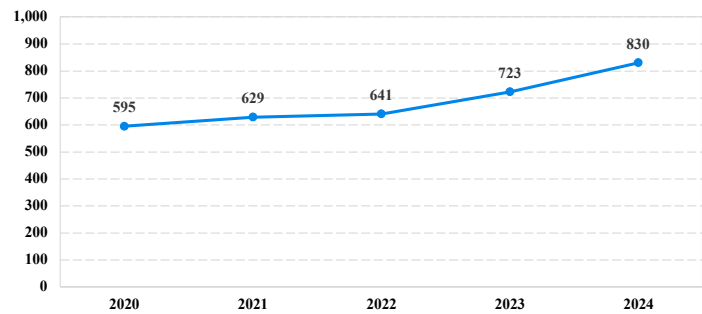
FINE ONLY

	0	0	0	0	0	0	0	0	0
--	---	---	---	---	---	---	---	---	---

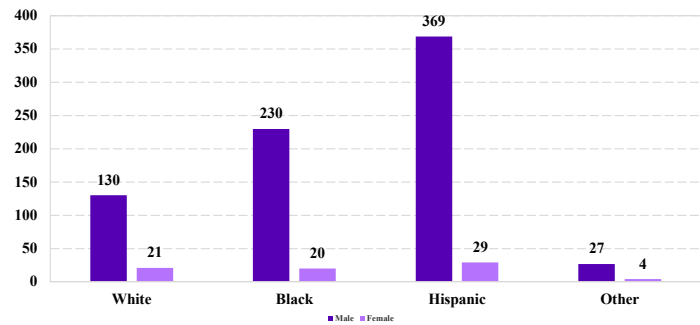
Cases with indeterminable sentence terms are excluded from the calculation of the Mean Sentence or Median Sentence category. Sentences greater than 470 months and probation were included in the sentence average computations as 470 months and zero months, respectively. Cases in the Total Receiving Imprisonment, Total Receiving Probation, and Fine Only categories total 100 percent of all cases. Cases missing information required for a specific analysis were excluded from that analysis. Descriptions of variables used in this analysis are provided in Appendix A.

SOURCE: U.S. Sentencing Commission, 2020 - 2024 Datafiles, USSCFY20 - USSCFY24.

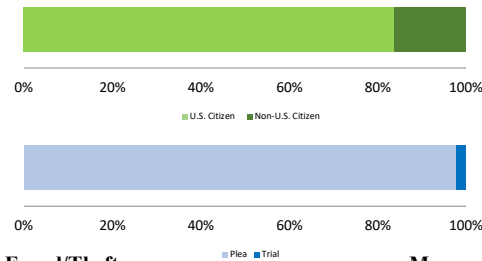
Number of Sentenced Individuals Over Time



Race and Gender



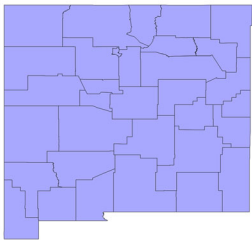
Citizenship, Guilty Pleas, and Trials



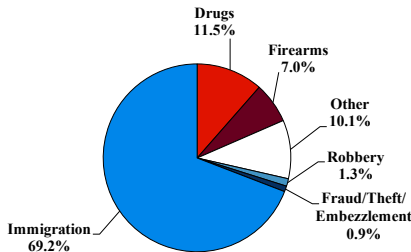
District at a Glance

District of New Mexico

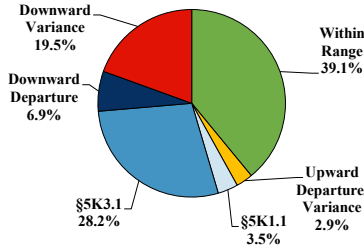
Fiscal Year 2024



Type of Crime



Sentence Imposed Relative to the Guideline Range



SENTENCING INFORMATION BY TYPE OF CRIME

	TOTAL	Immigration	Drug Trafficking	Firearms	Fraud/Theft /Embezzle	Robbery	Child Porn	Money Laundering	All Other
	1,696	1,173	194	119	16	22	7	10	155
Mean Sentence (months)	30	10	68	48	11	91	191	45	100
Median Sentence (months)	10	6	60	42	4	72	168	38	48

IMPRISONMENT

Total Receiving Imprisonment	1,661	1,169	191	111	12	22	7	8	141
Prison Only	1,521	1,153	140	90	9	12	5	6	106
Up to 12 Months	856	806	18	7	4	1	0	0	20
13 to 60 Months	540	346	65	64	5	6	1	5	48
61 to 120 Months	81	1	41	18	0	4	1	1	15
Over 120 Months	44	0	16	1	0	1	3	0	23
Prison and Alternatives	140	16	51	21	3	10	2	2	35

PROBATION

Total Receiving Probation	35	4	3	8	4	0	0	2	14
Probation Only	31	1	3	7	4	0	0	2	14
Probation and Alternatives	4	3	0	1	0	0	0	0	0

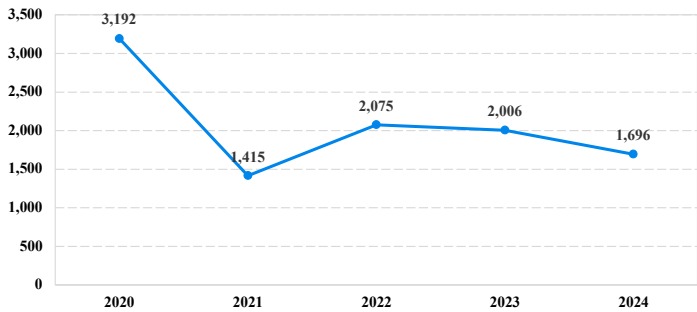
FINE ONLY

	0	0	0	0	0	0	0	0	0
--	---	---	---	---	---	---	---	---	---

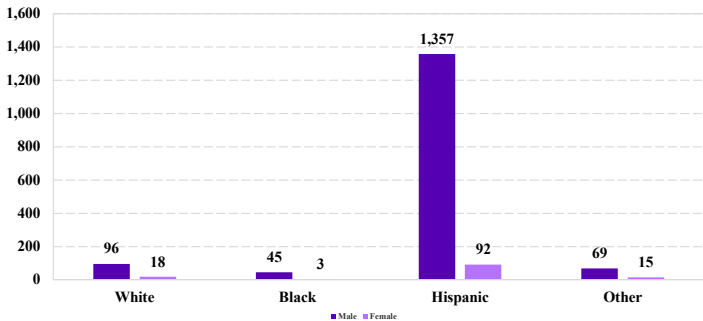
Cases with indeterminable sentence terms are excluded from the calculation of the Mean Sentence or Median Sentence category. Sentences greater than 470 months and probation were included in the sentence average computations as 470 months and zero months, respectively. Cases in the Total Receiving Imprisonment, Total Receiving Probation, and Fine Only categories total 100 percent of all cases. Cases missing information required for a specific analysis were excluded from that analysis. Descriptions of variables used in this analysis are provided in Appendix A.

SOURCE: U.S. Sentencing Commission, 2020 - 2024 Datafiles, USSCFY20 - USSCFY24.

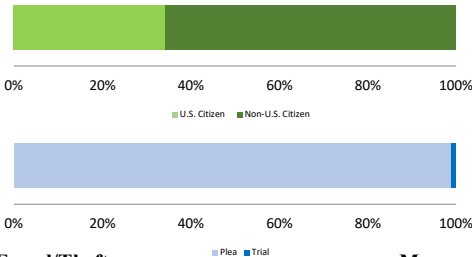
Number of Sentenced Individuals Over Time



Race and Gender



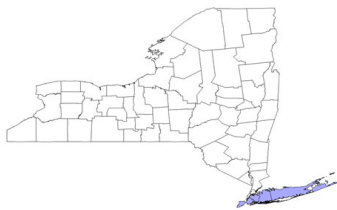
Citizenship, Guilty Pleas, and Trials



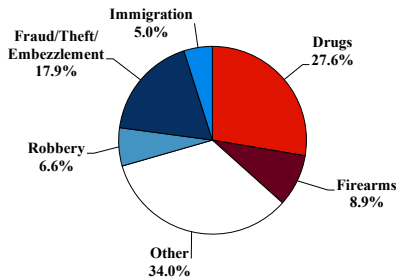
District at a Glance

Eastern District of New York

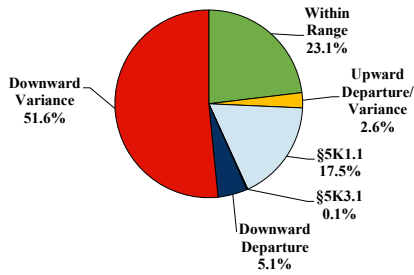
Fiscal Year 2024



Type of Crime



Sentence Imposed Relative to the Guideline Range



SENTENCING INFORMATION BY TYPE OF CRIME

	TOTAL	Immigration	Drug Trafficking	Firearms	Fraud/Theft /Embezzle	Robbery	Child Porn	Money Laundering	All Other
	727	36	201	65	130	48	19	52	176
Mean Sentence (months)	55	13	52	58	18	59	95	21	97
Median Sentence (months)	21	11	28	48	5	54	66	9	33

IMPRISONMENT

Total Receiving Imprisonment	622	33	176	62	93	47	17	46	148
Prison Only	611	33	172	62	89	47	17	44	147
Up to 12 Months	185	16	57	8	35	4	2	22	41
13 to 60 Months	234	17	53	31	46	24	5	18	40
61 to 120 Months	107	0	36	20	6	17	6	3	19
Over 120 Months	85	0	26	3	2	2	4	1	47
Prison and Alternatives	11	0	4	0	4	0	0	2	1

PROBATION

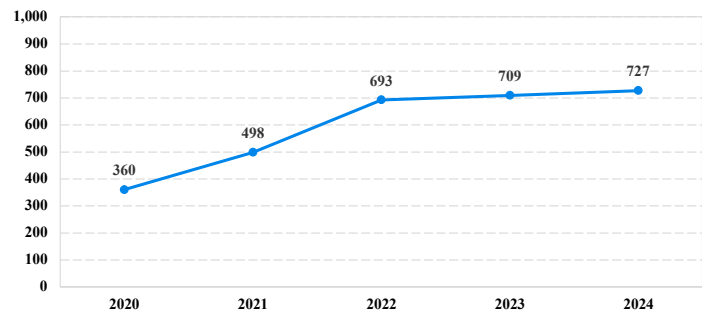
Total Receiving Probation	100	3	25	3	33	1	2	6	27
Probation Only	86	2	23	2	31	1	0	5	22
Probation and Alternatives	14	1	2	1	2	0	2	1	5

FINE ONLY	5	0	0	0	4	0	0	0	1
-----------	---	---	---	---	---	---	---	---	---

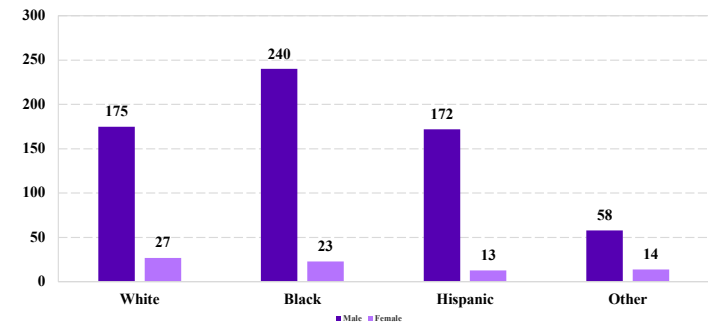
Cases with indeterminable sentence terms are excluded from the calculation of the Mean Sentence or Median Sentence category. Sentences greater than 470 months and probation were included in the sentence average computations as 470 months and zero months, respectively. Cases in the Total Receiving Imprisonment, Total Receiving Probation, and Fine Only categories total 100 percent of all cases. Cases missing information required for a specific analysis were excluded from that analysis. Descriptions of variables used in this analysis are provided in Appendix A.

SOURCE: U.S. Sentencing Commission, 2020 - 2024 Datafiles, USSCFY20 - USSCFY24.

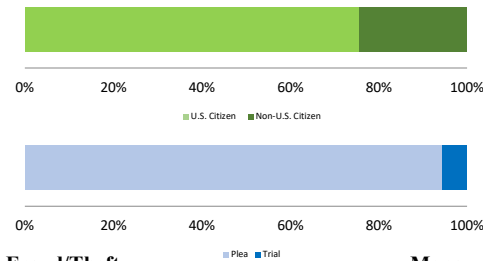
Number of Sentenced Individuals Over Time



Race and Gender



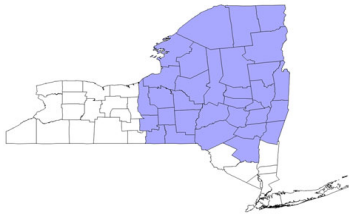
Citizenship, Guilty Pleas, and Trials



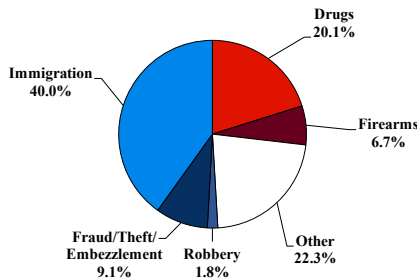
District at a Glance

Northern District of New York

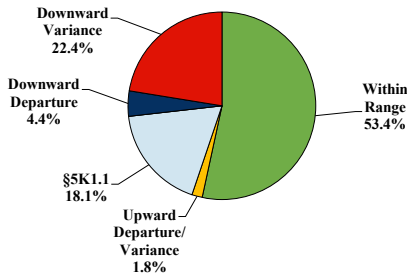
Fiscal Year 2024



Type of Crime



Sentence Imposed Relative to the Guideline Range



SENTENCING INFORMATION BY TYPE OF CRIME

	TOTAL	Immigration	Drug Trafficking	Firearms	Fraud/Theft /Embezzle	Robbery	Child Porn	Money Laundering	All Other
	507	203	102	34	46	9	27	12	74
Mean Sentence (months)	48	9	79	45	21	115	121	70	95
Median Sentence (months)	16	4	71	43	12	85	120	51	15

IMPRISONMENT

Total Receiving Imprisonment	452	198	97	32	32	9	27	10	47
Prison Only	450	198	97	32	31	9	27	10	46
Up to 12 Months	174	149	6	2	7	1	0	1	8
13 to 60 Months	144	49	34	21	18	3	4	4	11
61 to 120 Months	65	0	35	9	6	1	10	1	3
Over 120 Months	67	0	22	0	0	4	13	4	24
Prison and Alternatives	2	0	0	0	1	0	0	0	1

PROBATION

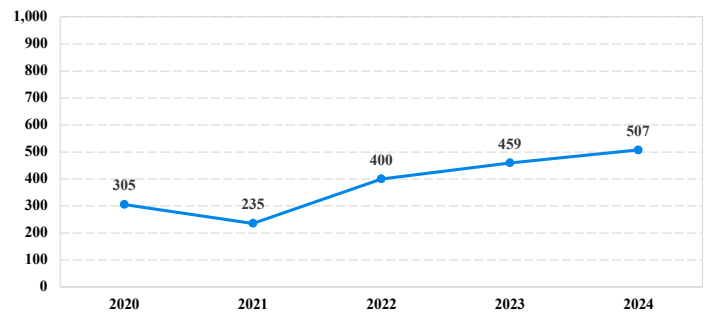
Total Receiving Probation	54	5	5	2	13	0	0	2	27
Probation Only	48	4	4	2	11	0	0	1	26
Probation and Alternatives	6	1	1	0	2	0	0	1	1

FINE ONLY	1	0	0	0	1	0	0	0	0
-----------	---	---	---	---	---	---	---	---	---

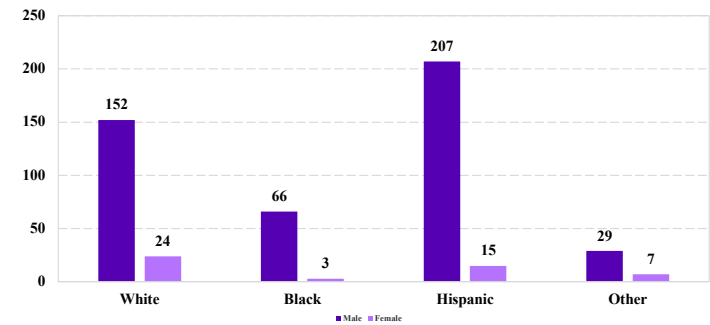
Cases with indeterminable sentence terms are excluded from the calculation of the Mean Sentence or Median Sentence category. Sentences greater than 470 months and probation were included in the sentence average computations as 470 months and zero months, respectively. Cases in the Total Receiving Imprisonment, Total Receiving Probation, and Fine Only categories total 100 percent of all cases. Cases missing information required for a specific analysis were excluded from that analysis. Descriptions of variables used in this analysis are provided in Appendix A.

SOURCE: U.S. Sentencing Commission, 2020 - 2024 Datafiles, USSCFY20 - USSCFY24.

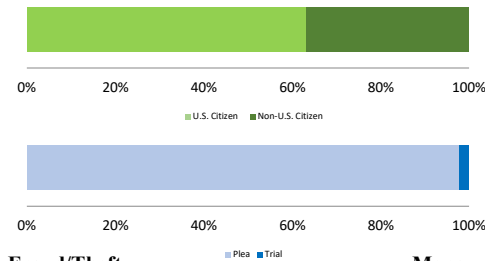
Number of Sentenced Individuals Over Time



Race and Gender



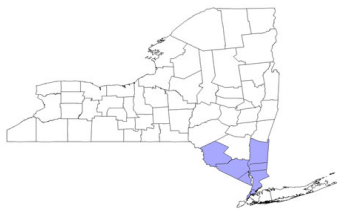
Citizenship, Guilty Pleas, and Trials



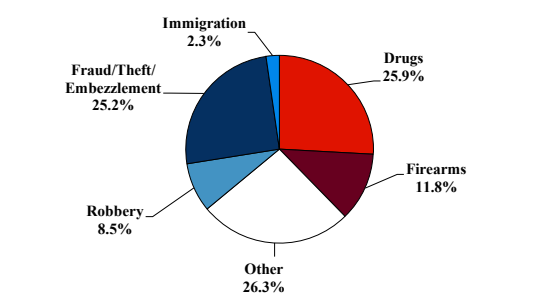
District at a Glance

Southern District of New York

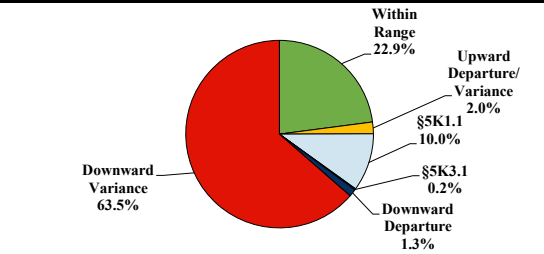
Fiscal Year 2024



Type of Crime



Sentence Imposed Relative to the Guideline Range



SENTENCING INFORMATION BY TYPE OF CRIME

	TOTAL	Immigration	Drug Trafficking	Firearms	Fraud/Theft /Embezzle	Robbery	Child Porn	Money Laundering	All Other
	1,048	24	270	124	264	89	14	64	199
Mean Sentence (months)	59	13	73	48	26	70	111	34	97
Median Sentence (months)	36	8	60	42	14	60	108	18	57

IMPRISONMENT

Total Receiving Imprisonment	1,001	22	264	123	239	89	14	63	187
Prison Only	948	22	256	115	213	88	13	60	181
Up to 12 Months	174	12	25	5	70	1	0	25	36
13 to 60 Months	450	10	115	83	109	49	3	26	55
61 to 120 Months	197	0	69	24	30	25	9	5	35
Over 120 Months	127	0	47	3	4	13	1	4	55
Prison and Alternatives	53	0	8	8	26	1	1	3	6

PROBATION

Total Receiving Probation	47	2	6	1	25	0	0	1	12
Probation Only	32	2	3	1	17	0	0	1	8
Probation and Alternatives	15	0	3	0	8	0	0	0	4

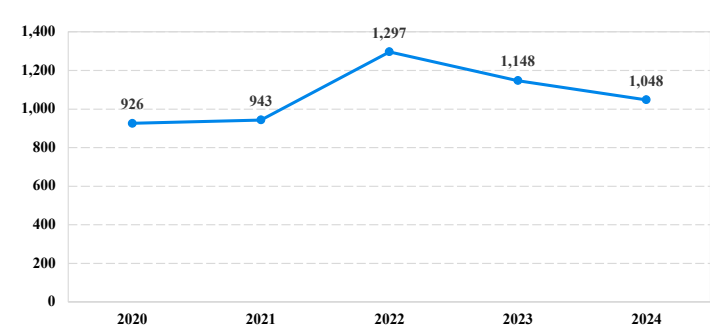
FINE ONLY

	0	0	0	0	0	0	0	0	0
--	---	---	---	---	---	---	---	---	---

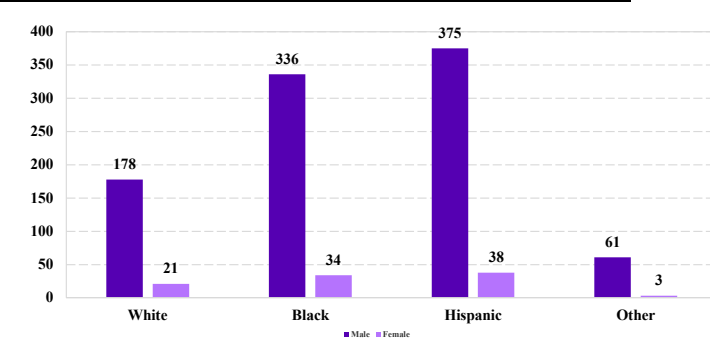
Cases with indeterminable sentence terms are excluded from the calculation of the Mean Sentence or Median Sentence category. Sentences greater than 470 months and probation were included in the sentence average computations as 470 months and zero months, respectively. Cases in the Total Receiving Imprisonment, Total Receiving Probation, and Fine Only categories total 100 percent of all cases. Cases missing information required for a specific analysis were excluded from that analysis. Descriptions of variables used in this analysis are provided in Appendix A.

SOURCE: U.S. Sentencing Commission, 2020 - 2024 Datafiles, USSCFY20 - USSCFY24.

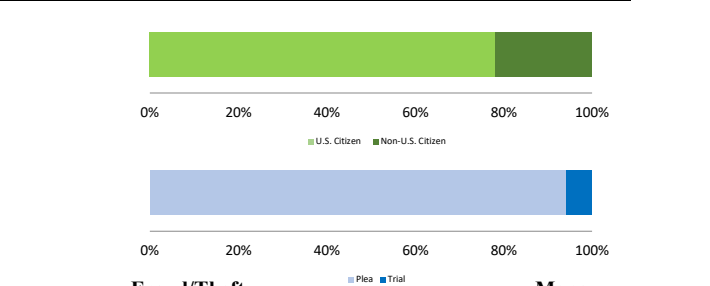
Number of Sentenced Individuals Over Time



Race and Gender



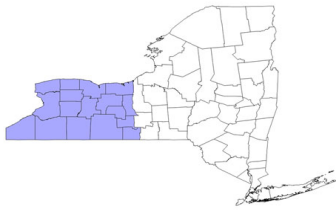
Citizenship, Guilty Pleas, and Trials



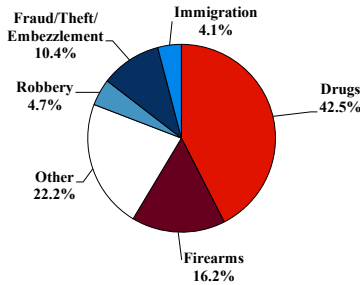
District at a Glance

Western District of New York

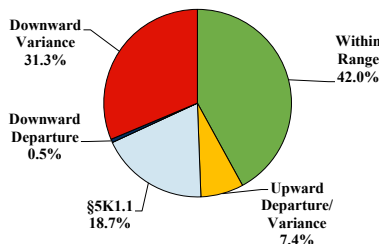
Fiscal Year 2024



Type of Crime



Sentence Imposed Relative to the Guideline Range



SENTENCING INFORMATION BY TYPE OF CRIME

	TOTAL	Immigration	Drug Trafficking	Firearms	Fraud/Theft /Embezzle	Robbery	Child Porn	Money Laundering	All Other
	365	15	155	59	38	17	17	0	64
Mean Sentence (months)	66	4	74	52	13	114	112	--	80
Median Sentence (months)	48	2	60	50	6	105	120	--	18

IMPRISONMENT

Total Receiving Imprisonment	327	15	147	57	28	17	16	0	47
Prison Only	319	15	143	56	26	17	16	0	46
Up to 12 Months	60	13	19	2	13	0	0	0	13
13 to 60 Months	116	2	48	39	11	4	5	0	7
61 to 120 Months	84	0	49	13	2	7	4	0	9
Over 120 Months	59	0	27	2	0	6	7	0	17
Prison and Alternatives	8	0	4	1	2	0	0	0	1

PROBATION

Total Receiving Probation	37	0	8	2	10	0	1	0	16
Probation Only	24	0	4	0	8	0	1	0	11
Probation and Alternatives	13	0	4	2	2	0	0	0	5

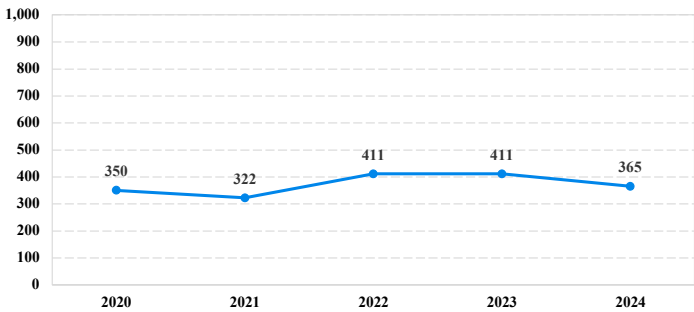
FINE ONLY

	1	0	0	0	0	0	0	0	1
--	---	---	---	---	---	---	---	---	---

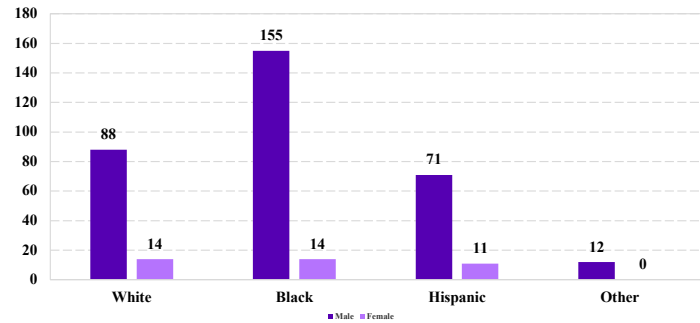
Cases with indeterminable sentence terms are excluded from the calculation of the Mean Sentence or Median Sentence category. Sentences greater than 470 months and probation were included in the sentence average computations as 470 months and zero months, respectively. Cases in the Total Receiving Imprisonment, Total Receiving Probation, and Fine Only categories total 100 percent of all cases. Cases missing information required for a specific analysis were excluded from that analysis. Descriptions of variables used in this analysis are provided in Appendix A.

SOURCE: U.S. Sentencing Commission, 2020 - 2024 Datafiles, USSCFY20 - USSCFY24.

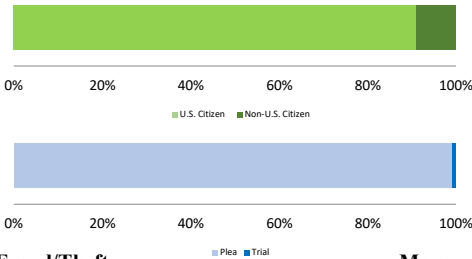
Number of Sentenced Individuals Over Time



Race and Gender



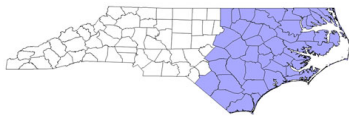
Citizenship, Guilty Pleas, and Trials



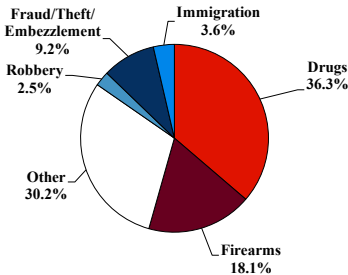
District at a Glance

Eastern District of North Carolina

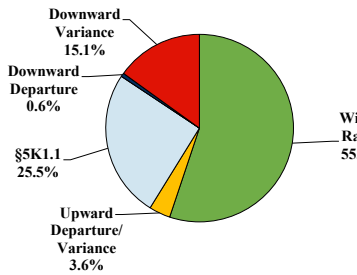
Fiscal Year 2024



Type of Crime



Sentence Imposed Relative to the Guideline Range



SENTENCING INFORMATION BY TYPE OF CRIME

	TOTAL	Immigration	Drug Trafficking	Firearms	Fraud/Theft /Embezzle	Robbery	Child Porn	Money Laundering	All Other
	827	30	296	150	76	21	18	10	226
Mean Sentence (months)	67	25	110	68	18	116	118	46	23
Median Sentence (months)	42	18	84	59	12	96	100	35	0

IMPRISONMENT

Total Receiving Imprisonment	629	30	293	145	53	21	18	8	61
Prison Only	624	30	291	142	53	21	18	8	61
Up to 12 Months	63	10	14	3	13	1	0	1	21
13 to 60 Months	223	18	80	70	35	2	1	5	12
61 to 120 Months	194	2	96	56	5	9	10	1	15
Over 120 Months	144	0	101	13	0	9	7	1	13
Prison and Alternatives	5	0	2	3	0	0	0	0	0

PROBATION

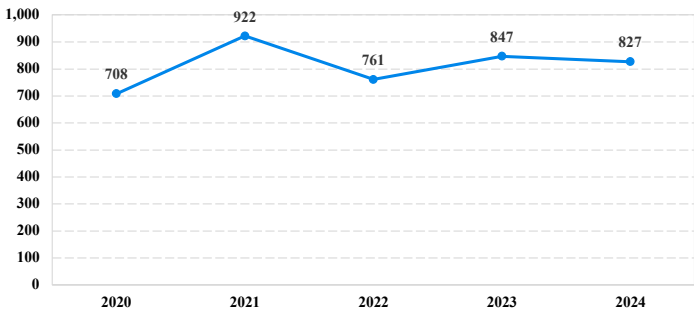
Total Receiving Probation	192	0	3	5	22	0	0	2	160
Probation Only	176	0	1	3	13	0	0	2	157
Probation and Alternatives	16	0	2	2	9	0	0	0	3

FINE ONLY	6	0	0	0	1	0	0	0	5
-----------	---	---	---	---	---	---	---	---	---

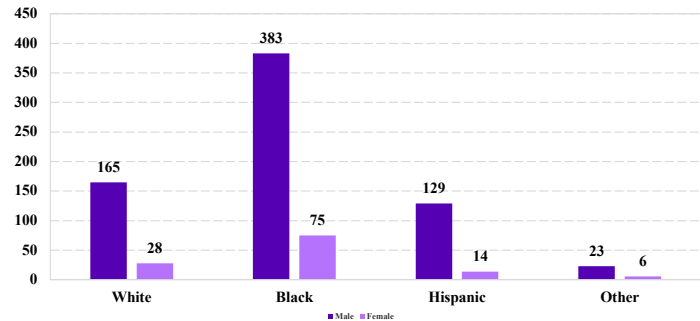
Cases with indeterminable sentence terms are excluded from the calculation of the Mean Sentence or Median Sentence category. Sentences greater than 470 months and probation were included in the sentence average computations as 470 months and zero months, respectively. Cases in the Total Receiving Imprisonment, Total Receiving Probation, and Fine Only categories total 100 percent of all cases. Cases missing information required for a specific analysis were excluded from that analysis. Descriptions of variables used in this analysis are provided in Appendix A.

SOURCE: U.S. Sentencing Commission, 2020 - 2024 Datafiles, USSCFY20 - USSCFY24.

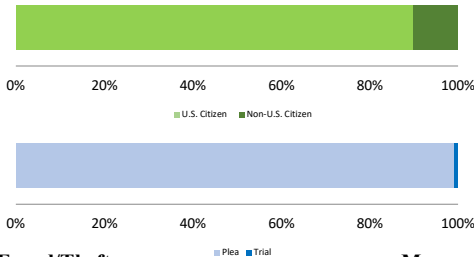
Number of Sentenced Individuals Over Time



Race and Gender



Citizenship, Guilty Pleas, and Trials



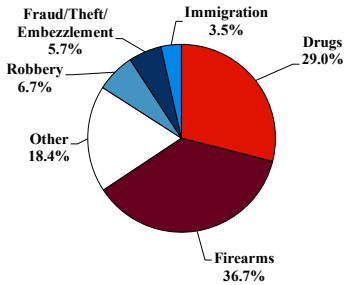
District at a Glance

Middle District of North Carolina

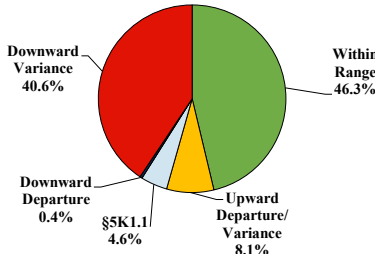
Fiscal Year 2024



Type of Crime



Sentence Imposed Relative to the Guideline Range



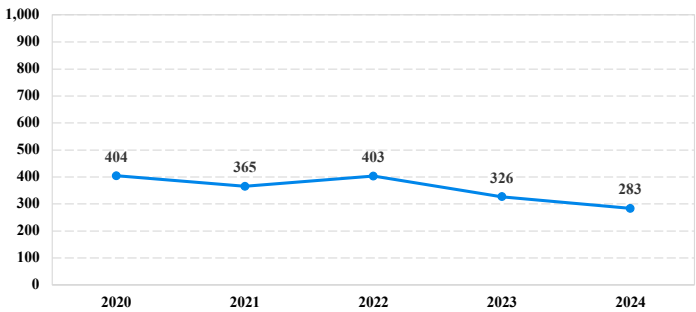
SENTENCING INFORMATION BY TYPE OF CRIME

	TOTAL	Immigration	Drug Trafficking	Firearms	Fraud/Theft /Embezzle	Robbery	Child Porn	Money Laundering	All Other
	283	10	81	104	16	19	8	4	41
Mean Sentence (months)	87	27	104	67	16	115	89	51	137
Median Sentence (months)	66	21	84	57	4	110	89	57	115
IMPRISONMENT									
Total Receiving Imprisonment	255	9	78	92	7	19	8	3	39
Prison Only	247	9	75	90	7	18	8	3	37
Up to 12 Months	9	2	1	1	1	0	0	0	4
13 to 60 Months	91	6	22	43	5	2	1	1	11
61 to 120 Months	93	1	32	35	1	10	7	2	5
Over 120 Months	54	0	20	11	0	6	0	0	17
Prison and Alternatives	8	0	3	2	0	1	0	0	2
PROBATION									
Total Receiving Probation	28	1	3	12	9	0	0	1	2
Probation Only	23	1	3	9	8	0	0	1	1
Probation and Alternatives	5	0	0	3	1	0	0	0	1
FINE ONLY									
	0	0	0	0	0	0	0	0	0

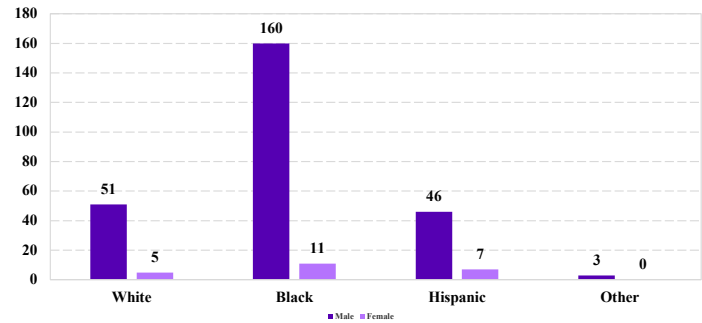
Cases with indeterminable sentence terms are excluded from the calculation of the Mean Sentence or Median Sentence category. Sentences greater than 470 months and probation were included in the sentence average computations as 470 months and zero months, respectively. Cases in the Total Receiving Imprisonment, Total Receiving Probation, and Fine Only categories total 100 percent of all cases. Cases missing information required for a specific analysis were excluded from that analysis. Descriptions of variables used in this analysis are provided in Appendix A.

SOURCE: U.S. Sentencing Commission, 2020 - 2024 Datafiles, USSCFY20 - USSCFY24.

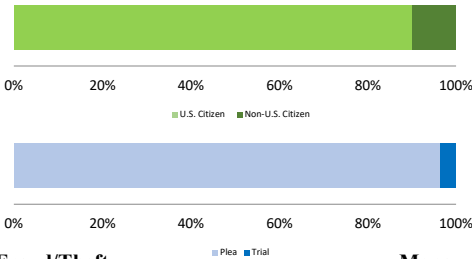
Number of Sentenced Individuals Over Time



Race and Gender



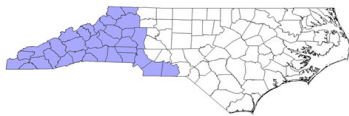
Citizenship, Guilty Pleas, and Trials



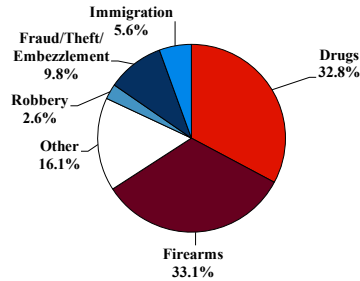
District at a Glance

Western District of North Carolina

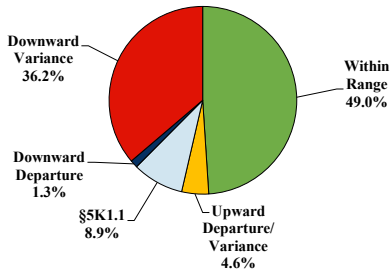
Fiscal Year 2024



Type of Crime



Sentence Imposed Relative to the Guideline Range



SENTENCING INFORMATION BY TYPE OF CRIME

	TOTAL	Immigration	Drug Trafficking	Firearms	Fraud/Theft /Embezzle	Robbery	Child Porn	Money Laundering	All Other
	305	17	99	101	30	8	10	6	34
Mean Sentence (months)	81	12	113	53	24	100	143	65	138
Median Sentence (months)	51	2	111	41	24	106	104	52	109

IMPRISONMENT

Total Receiving Imprisonment	293	16	99	99	24	8	10	6	31
Prison Only	289	16	97	98	24	8	10	6	30
Up to 12 Months	24	10	0	5	5	0	0	0	4
13 to 60 Months	140	6	30	69	18	2	3	4	8
61 to 120 Months	57	0	25	22	1	3	3	1	2
Over 120 Months	68	0	42	2	0	3	4	1	16
Prison and Alternatives	4	0	2	1	0	0	0	0	1

PROBATION

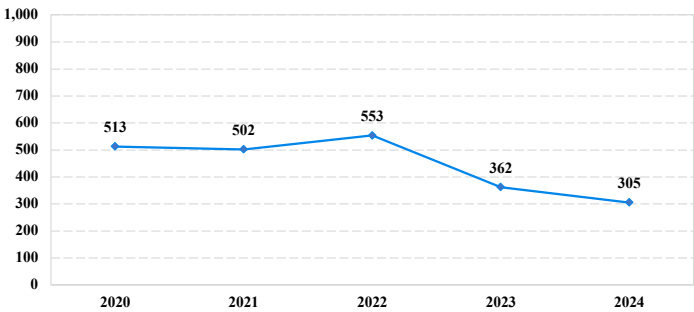
Total Receiving Probation	12	1	0	2	6	0	0	0	3
Probation Only	4	1	0	1	1	0	0	0	1
Probation and Alternatives	8	0	0	1	5	0	0	0	2

FINE ONLY	0	0	0	0	0	0	0	0	0
-----------	---	---	---	---	---	---	---	---	---

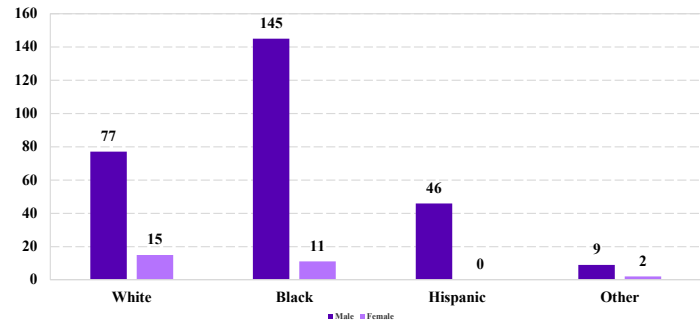
Cases with indeterminable sentence terms are excluded from the calculation of the Mean Sentence or Median Sentence category. Sentences greater than 470 months and probation were included in the sentence average computations as 470 months and zero months, respectively. Cases in the Total Receiving Imprisonment, Total Receiving Probation, and Fine Only categories total 100 percent of all cases. Cases missing information required for a specific analysis were excluded from that analysis. Descriptions of variables used in this analysis are provided in Appendix A.

SOURCE: U.S. Sentencing Commission, 2020 - 2024 Datafiles, USSCFY20 - USSCFY24.

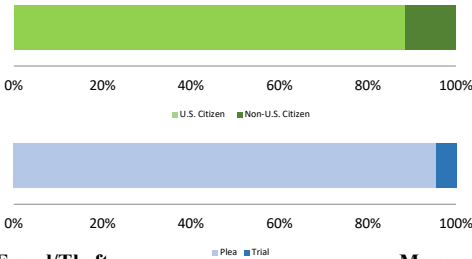
Number of Sentenced Individuals Over Time



Race and Gender



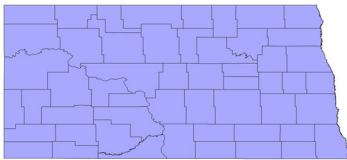
Citizenship, Guilty Pleas, and Trials



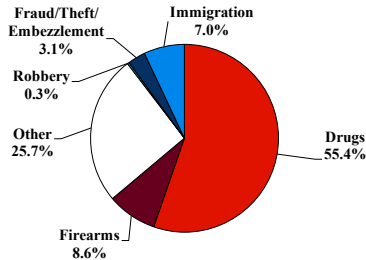
District at a Glance

District of North Dakota

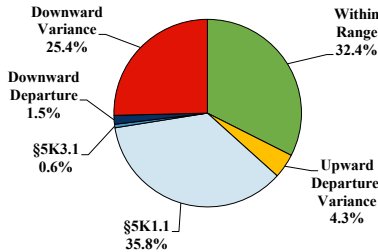
Fiscal Year 2024



Type of Crime



Sentence Imposed Relative to the Guideline Range



SENTENCING INFORMATION BY TYPE OF CRIME

	TOTAL	Immigration	Drug Trafficking	Firearms	Fraud/Theft /Embezzle	Robbery	Child Porn	Money Laundering	All Other
	327	23	179	28	10	1	14	4	68
Mean Sentence (months)	64	4	61	60	3	--	129	100	88
Median Sentence (months)	40	0	50	52	0	--	114	116	27

IMPRISONMENT

Total Receiving Imprisonment	318	23	179	25	5	1	14	4	67
Prison Only	304	23	167	25	5	1	14	4	65
Up to 12 Months	88	19	42	2	4	0	1	1	19
13 to 60 Months	103	4	55	12	1	0	3	0	28
61 to 120 Months	70	0	51	9	0	1	6	1	2
Over 120 Months	43	0	19	2	0	0	4	2	16
Prison and Alternatives	14	0	12	0	0	0	0	0	2

PROBATION

Total Receiving Probation	9	0	0	3	5	0	0	0	1
Probation Only	7	0	0	2	5	0	0	0	0
Probation and Alternatives	2	0	0	1	0	0	0	0	1

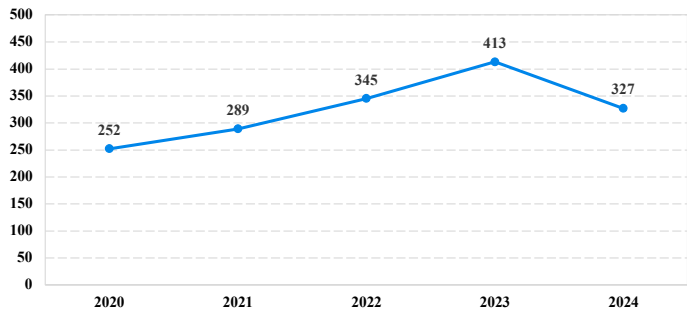
FINE ONLY

	0	0	0	0	0	0	0	0	0
--	---	---	---	---	---	---	---	---	---

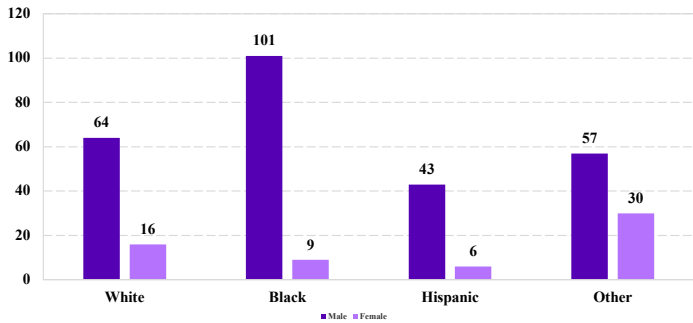
Cases with indeterminable sentence terms are excluded from the calculation of the Mean Sentence or Median Sentence category. Sentences greater than 470 months and probation were included in the sentence average computations as 470 months and zero months, respectively. Cases in the Total Receiving Imprisonment, Total Receiving Probation, and Fine Only categories total 100 percent of all cases. Cases missing information required for a specific analysis were excluded from that analysis. Descriptions of variables used in this analysis are provided in Appendix A.

SOURCE: U.S. Sentencing Commission, 2020 - 2024 Datafiles, USSCFY20 - USSCFY24.

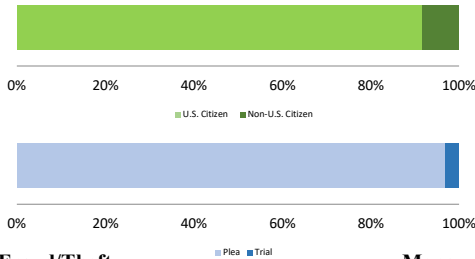
Number of Sentenced Individuals Over Time



Race and Gender



Citizenship, Guilty Pleas, and Trials



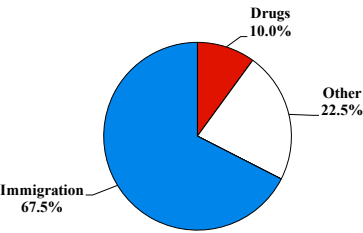
District at a Glance

Northern Mariana Islands

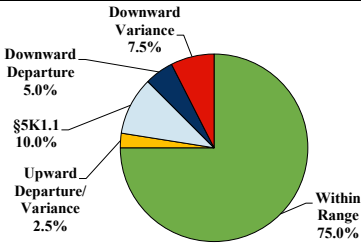
Fiscal Year 2024



Type of Crime



Sentence Imposed Relative to the Guideline Range



SENTENCING INFORMATION BY TYPE OF CRIME

	TOTAL	Immigration	Drug Trafficking	Firearms	Fraud/Theft /Embezzle	Robbery	Child Porn	Money Laundering	All Other
	40	27	4	0	0	0	1	0	8
Mean Sentence (months)	19	6	102	--	--	--	--	--	10
Median Sentence (months)	1	1	61	--	--	--	--	--	1

IMPRISONMENT

Total Receiving Imprisonment	39	26	4	0	0	0	1	0	8
Prison Only	37	24	4	0	0	0	1	0	8
Up to 12 Months	27	20	0	0	0	0	0	0	7
13 to 60 Months	6	4	2	0	0	0	0	0	0
61 to 120 Months	3	0	1	0	0	0	1	0	1
Over 120 Months	1	0	1	0	0	0	0	0	0
Prison and Alternatives	2	2	0	0	0	0	0	0	0

PROBATION

Total Receiving Probation	1	1	0	0	0	0	0	0	0
Probation Only	1	1	0	0	0	0	0	0	0
Probation and Alternatives	0	0	0	0	0	0	0	0	0

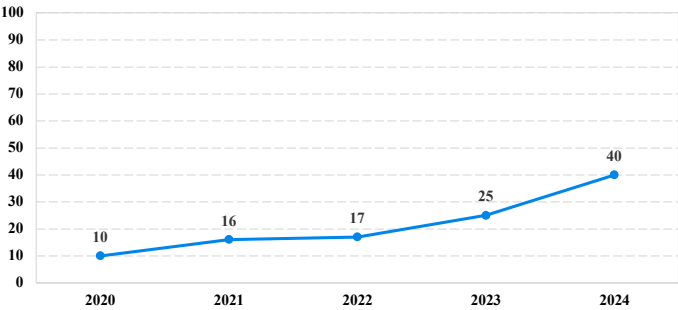
FINE ONLY

	0	0	0	0	0	0	0	0	0
--	---	---	---	---	---	---	---	---	---

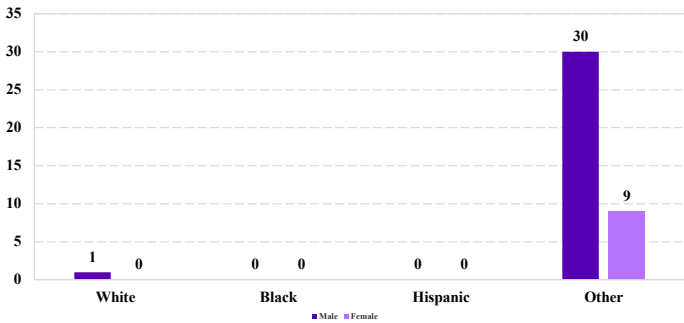
Cases with indeterminable sentence terms are excluded from the calculation of the Mean Sentence or Median Sentence category. Sentences greater than 470 months and probation were included in the sentence average computations as 470 months and zero months, respectively. Cases in the Total Receiving Imprisonment, Total Receiving Probation, and Fine Only categories total 100 percent of all cases. Cases missing information required for a specific analysis were excluded from that analysis. Descriptions of variables used in this analysis are provided in Appendix A.

SOURCE: U.S. Sentencing Commission, 2020 - 2024 Datafiles, USSCFY20 - USSCFY24.

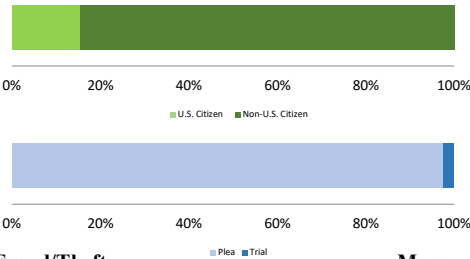
Number of Sentenced Individuals Over Time



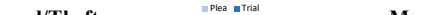
Race and Gender



Citizenship, Guilty Pleas, and Trials



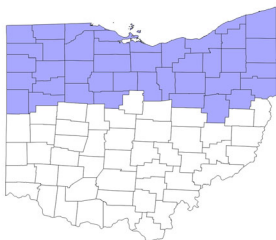
Plea and Trial



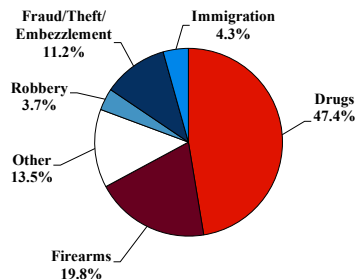
District at a Glance

Northern District of Ohio

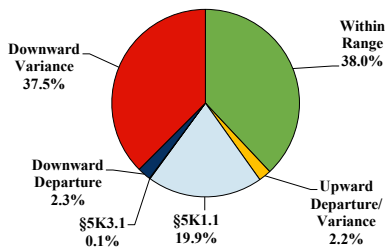
Fiscal Year 2024



Type of Crime



Sentence Imposed Relative to the Guideline Range



SENTENCING INFORMATION BY TYPE OF CRIME

	TOTAL	Immigration	Drug Trafficking	Firearms	Fraud/Theft /Embezzle	Robbery	Child Porn	Money Laundering	All Other
	829	36	393	164	93	31	35	13	64
Mean Sentence (months)	68	11	82	47	17	107	153	84	74
Median Sentence (months)	48	6	63	38	8	84	120	84	16

IMPRISONMENT

Total Receiving Imprisonment	759	35	379	149	72	31	35	11	47
Prison Only	750	35	377	147	68	31	35	11	46
Up to 12 Months	73	23	16	2	25	0	0	0	7
13 to 60 Months	352	12	160	107	40	8	2	3	20
61 to 120 Months	195	0	123	30	3	13	17	4	5
Over 120 Months	130	0	78	8	0	10	16	4	14
Prison and Alternatives	9	0	2	2	4	0	0	0	1

PROBATION

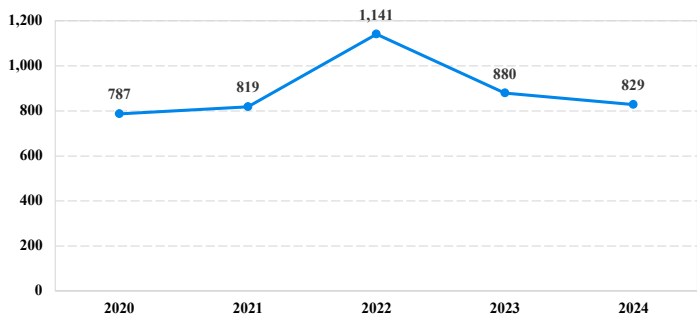
Total Receiving Probation	70	1	14	15	21	0	0	2	17
Probation Only	46	0	8	8	15	0	0	1	14
Probation and Alternatives	24	1	6	7	6	0	0	1	3

FINE ONLY	0	0	0	0	0	0	0	0	0
-----------	---	---	---	---	---	---	---	---	---

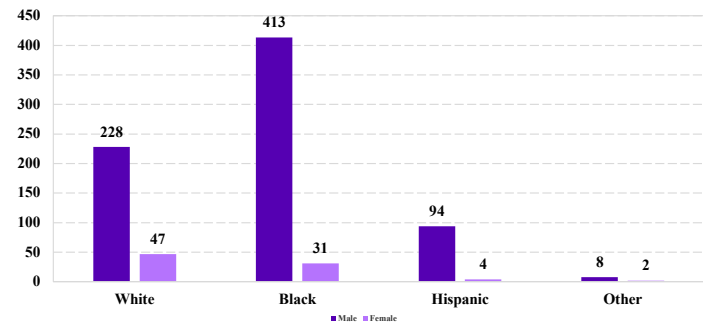
Cases with indeterminable sentence terms are excluded from the calculation of the Mean Sentence or Median Sentence category. Sentences greater than 470 months and probation were included in the sentence average computations as 470 months and zero months, respectively. Cases in the Total Receiving Imprisonment, Total Receiving Probation, and Fine Only categories total 100 percent of all cases. Cases missing information required for a specific analysis were excluded from that analysis. Descriptions of variables used in this analysis are provided in Appendix A.

SOURCE: U.S. Sentencing Commission, 2020 - 2024 Datafiles, USSCFY20 - USSCFY24.

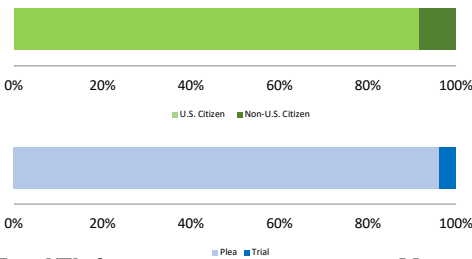
Number of Sentenced Individuals Over Time



Race and Gender



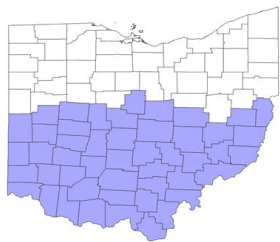
Citizenship, Guilty Pleas, and Trials



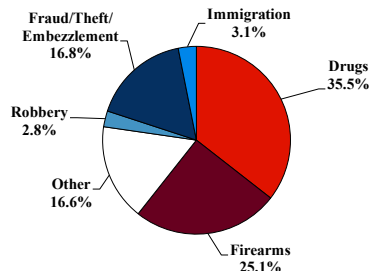
District at a Glance

Southern District of Ohio

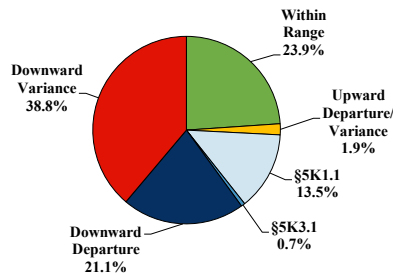
Fiscal Year 2024



Type of Crime



Sentence Imposed Relative to the Guideline Range



SENTENCING INFORMATION BY TYPE OF CRIME

	TOTAL	Immigration	Drug Trafficking	Firearms	Fraud/Theft /Embezzle	Robbery	Child Porn	Money Laundering	All Other
	577	18	203	145	97	16	14	24	60
Mean Sentence (months)	52	10	55	30	18	115	77	55	135
Median Sentence (months)	28	7	48	24	6	105	60	34	53

IMPRISONMENT

Total Receiving Imprisonment	509	18	192	131	66	16	14	20	52
Prison Only	494	18	187	128	62	15	14	20	50
Up to 12 Months	100	13	38	23	19	0	0	1	6
13 to 60 Months	238	5	66	94	37	4	8	9	15
61 to 120 Months	106	0	71	10	6	4	4	8	3
Over 120 Months	50	0	12	1	0	7	2	2	26
Prison and Alternatives	15	0	5	3	4	1	0	0	2

PROBATION

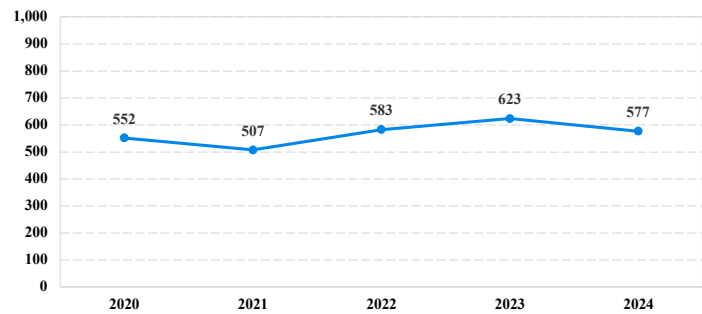
Total Receiving Probation	68	0	11	14	31	0	0	4	8
Probation Only	59	0	10	11	27	0	0	4	7
Probation and Alternatives	9	0	1	3	4	0	0	0	1

FINE ONLY	0	0	0	0	0	0	0	0	0
-----------	---	---	---	---	---	---	---	---	---

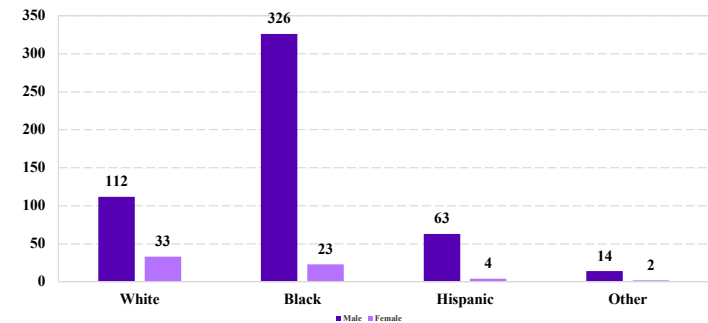
Cases with indeterminable sentence terms are excluded from the calculation of the Mean Sentence or Median Sentence category. Sentences greater than 470 months and probation were included in the sentence average computations as 470 months and zero months, respectively. Cases in the Total Receiving Imprisonment, Total Receiving Probation, and Fine Only categories total 100 percent of all cases. Cases missing information required for a specific analysis were excluded from that analysis. Descriptions of variables used in this analysis are provided in Appendix A.

SOURCE: U.S. Sentencing Commission, 2020 - 2024 Datafiles, USSCFY20 - USSCFY24.

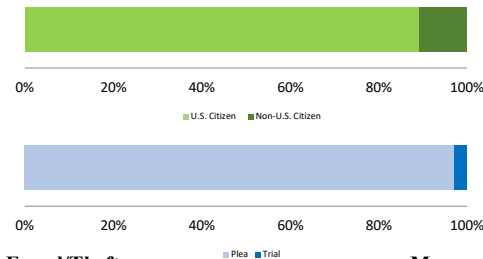
Number of Sentenced Individuals Over Time



Race and Gender



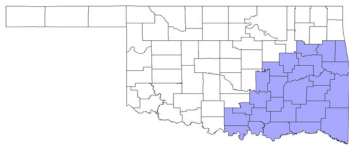
Citizenship, Guilty Pleas, and Trials



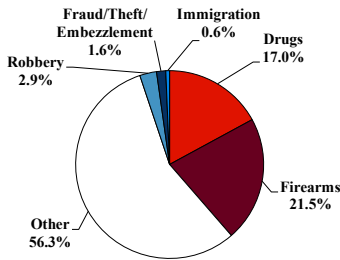
District at a Glance

Eastern District of Oklahoma

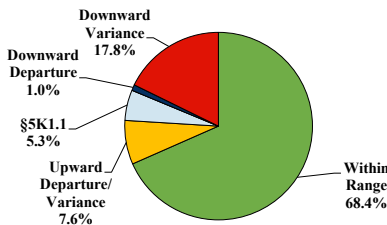
Fiscal Year 2024



Type of Crime



Sentence Imposed Relative to the Guideline Range



SENTENCING INFORMATION BY TYPE OF CRIME

	TOTAL	Immigration	Drug Trafficking	Firearms	Fraud/Theft /Embezzle	Robbery	Child Porn	Money Laundering	All Other
	311	2	53	67	5	9	9	0	166
Mean Sentence (months)	123	--	113	48	18	87	139	--	162
Median Sentence (months)	63	--	87	46	15	66	120	--	114

IMPRISONMENT

Total Receiving Imprisonment	307	2	53	64	5	9	9	0	165
Prison Only	302	2	53	62	5	9	9	0	162
Up to 12 Months	19	1	2	5	1	0	0	0	10
13 to 60 Months	120	1	14	42	4	3	0	0	56
61 to 120 Months	60	0	19	14	0	4	5	0	18
Over 120 Months	103	0	18	1	0	2	4	0	78
Prison and Alternatives	5	0	0	2	0	0	0	0	3

PROBATION

Total Receiving Probation	4	0	0	3	0	0	0	0	1
Probation Only	4	0	0	3	0	0	0	0	1
Probation and Alternatives	0	0	0	0	0	0	0	0	0

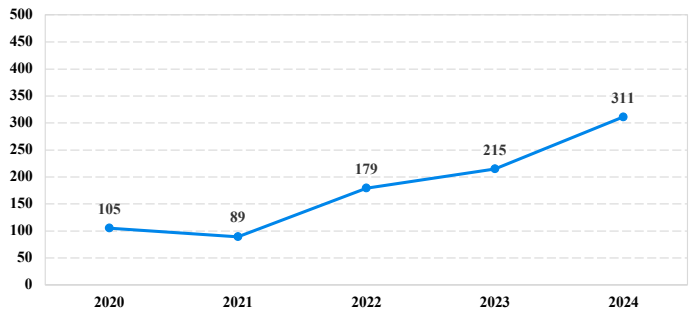
FINE ONLY

	0	0	0	0	0	0	0	0	0
--	---	---	---	---	---	---	---	---	---

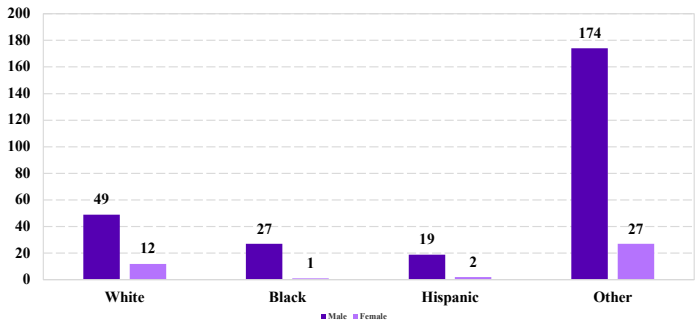
Cases with indeterminable sentence terms are excluded from the calculation of the Mean Sentence or Median Sentence category. Sentences greater than 470 months and probation were included in the sentence average computations as 470 months and zero months, respectively. Cases in the Total Receiving Imprisonment, Total Receiving Probation, and Fine Only categories total 100 percent of all cases. Cases missing information required for a specific analysis were excluded from that analysis. Descriptions of variables used in this analysis are provided in Appendix A.

SOURCE: U.S. Sentencing Commission, 2020 - 2024 Datafiles, USSCFY20 - USSCFY24.

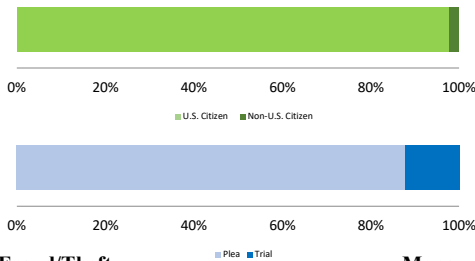
Number of Sentenced Individuals Over Time



Race and Gender



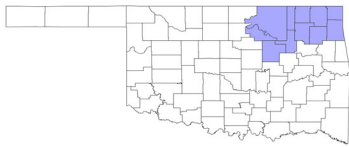
Citizenship, Guilty Pleas, and Trials



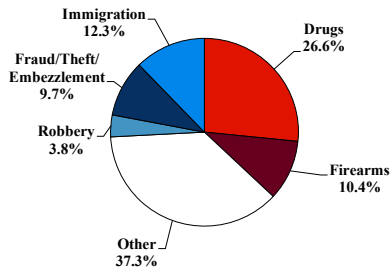
District at a Glance

Northern District of Oklahoma

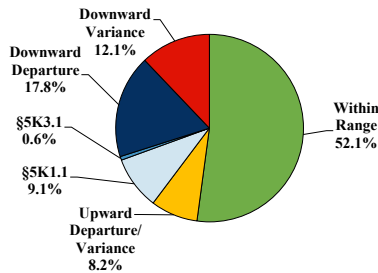
Fiscal Year 2024



Type of Crime



Sentence Imposed Relative to the Guideline Range



SENTENCING INFORMATION BY TYPE OF CRIME

	TOTAL	Immigration	Drug Trafficking	Firearms	Fraud/Theft /Embezzle	Robbery	Child Porn	Money Laundering	All Other
	636	78	168	66	62	24	14	5	219
Mean Sentence (months)	73	13	70	53	12	91	106	19	116
Median Sentence (months)	36	8	57	37	6	81	101	12	60

IMPRISONMENT

Total Receiving Imprisonment	572	78	155	63	41	23	14	4	194
Prison Only	564	78	154	62	40	23	14	4	189
Up to 12 Months	86	46	8	2	16	0	0	1	13
13 to 60 Months	253	31	75	38	23	9	3	3	71
61 to 120 Months	120	1	49	18	1	9	6	0	36
Over 120 Months	105	0	22	4	0	5	5	0	69
Prison and Alternatives	8	0	1	1	1	0	0	0	5

PROBATION

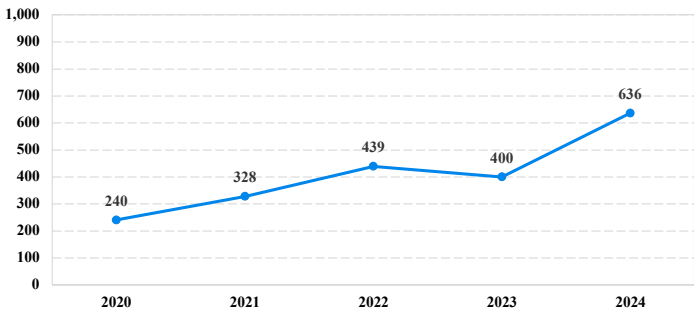
Total Receiving Probation	60	0	13	3	20	1	0	1	22
Probation Only	45	0	9	1	18	1	0	1	15
Probation and Alternatives	15	0	4	2	2	0	0	0	7

FINE ONLY	4	0	0	0	1	0	0	0	3
-----------	---	---	---	---	---	---	---	---	---

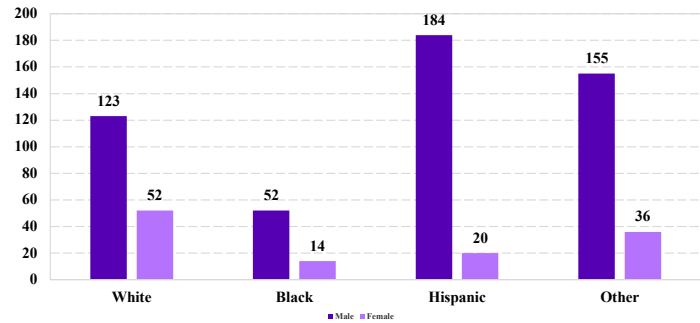
Cases with indeterminable sentence terms are excluded from the calculation of the Mean Sentence or Median Sentence category. Sentences greater than 470 months and probation were included in the sentence average computations as 470 months and zero months, respectively. Cases in the Total Receiving Imprisonment, Total Receiving Probation, and Fine Only categories total 100 percent of all cases. Cases missing information required for a specific analysis were excluded from that analysis. Descriptions of variables used in this analysis are provided in Appendix A.

SOURCE: U.S. Sentencing Commission, 2020 - 2024 Datafiles, USSCFY20 - USSCFY24.

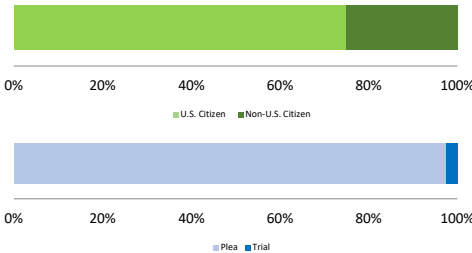
Number of Sentenced Individuals Over Time



Race and Gender



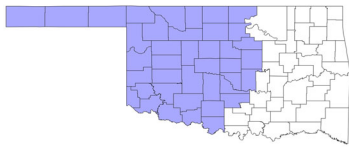
Citizenship, Guilty Pleas, and Trials



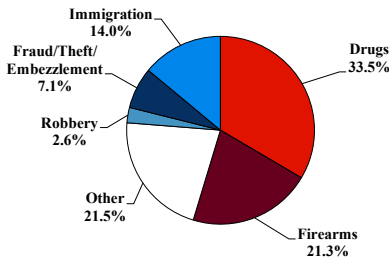
District at a Glance

Western District of Oklahoma

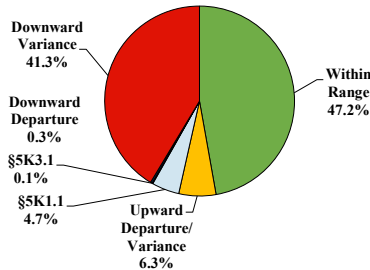
Fiscal Year 2024



Type of Crime



Sentence Imposed Relative to the Guideline Range



SENTENCING INFORMATION BY TYPE OF CRIME

	TOTAL	Immigration	Drug Trafficking	Firearms	Fraud/Theft /Embezzle	Robbery	Child Porn	Money Laundering	All Other
	687	96	215	146	49	18	21	13	129
Mean Sentence (months)	64	13	93	63	20	105	70	86	60
Median Sentence (months)	46	10	76	60	15	90	48	60	12

IMPRISONMENT

Total Receiving Imprisonment	624	96	213	140	36	17	21	11	90
Prison Only	620	96	213	138	34	17	21	11	90
Up to 12 Months	91	53	5	4	6	0	1	0	22
13 to 60 Months	281	42	78	72	26	5	14	6	38
61 to 120 Months	154	1	82	48	1	6	4	1	11
Over 120 Months	94	0	48	14	1	6	2	4	19
Prison and Alternatives	4	0	0	2	2	0	0	0	0

PROBATION

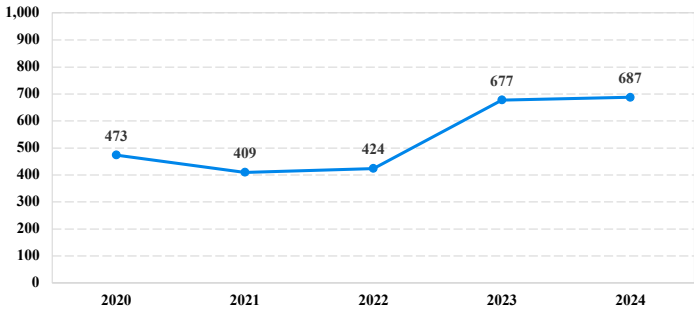
Total Receiving Probation	37	0	1	6	9	1	0	2	18
Probation Only	30	0	1	3	6	1	0	2	17
Probation and Alternatives	7	0	0	3	3	0	0	0	1

FINE ONLY	26	0	1	0	4	0	0	0	21
-----------	----	---	---	---	---	---	---	---	----

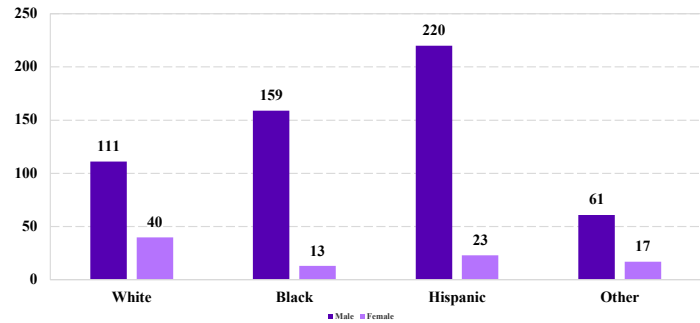
Cases with indeterminable sentence terms are excluded from the calculation of the Mean Sentence or Median Sentence category. Sentences greater than 470 months and probation were included in the sentence average computations as 470 months and zero months, respectively. Cases in the Total Receiving Imprisonment, Total Receiving Probation, and Fine Only categories total 100 percent of all cases. Cases missing information required for a specific analysis were excluded from that analysis. Descriptions of variables used in this analysis are provided in Appendix A.

SOURCE: U.S. Sentencing Commission, 2020 - 2024 Datafiles, USSCFY20 - USSCFY24.

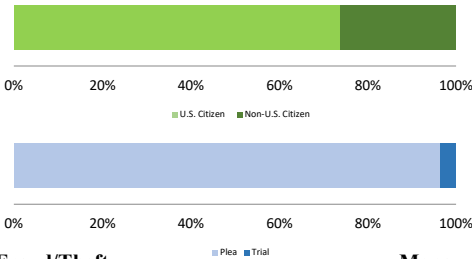
Number of Sentenced Individuals Over Time



Race and Gender



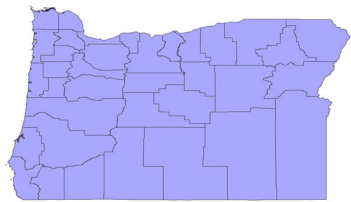
Citizenship, Guilty Pleas, and Trials



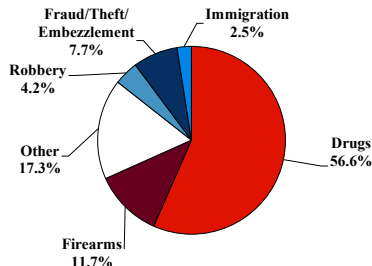
District at a Glance

District of Oregon

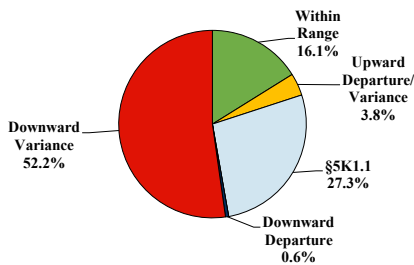
Fiscal Year 2024



Type of Crime



Sentence Imposed Relative to the Guideline Range



SENTENCING INFORMATION BY TYPE OF CRIME

	TOTAL	Immigration	Drug Trafficking	Firearms	Fraud/Theft /Embezzle	Robbery	Child Porn	Money Laundering	All Other
	521	13	292	61	40	22	16	8	69
Mean Sentence (months)	48	12	49	34	14	51	89	44	74
Median Sentence (months)	33	9	37	27	8	37	79	35	18

IMPRISONMENT

Total Receiving Imprisonment	491	13	286	56	33	21	16	5	61
Prison Only	471	13	272	56	32	18	16	5	59
Up to 12 Months	83	7	35	8	14	3	0	0	16
13 to 60 Months	265	6	161	43	17	10	2	3	23
61 to 120 Months	88	0	58	5	1	4	12	2	6
Over 120 Months	35	0	18	0	0	1	2	0	14
Prison and Alternatives	20	0	14	0	1	3	0	0	2

PROBATION

Total Receiving Probation	30	0	6	5	7	1	0	3	8
Probation Only	24	0	4	3	5	1	0	3	8
Probation and Alternatives	6	0	2	2	2	0	0	0	0

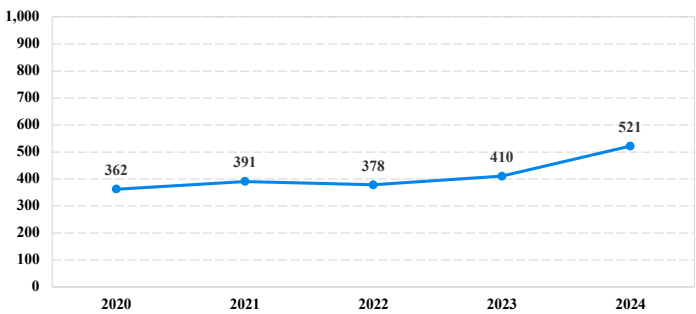
FINE ONLY

	0	0	0	0	0	0	0	0	0
--	---	---	---	---	---	---	---	---	---

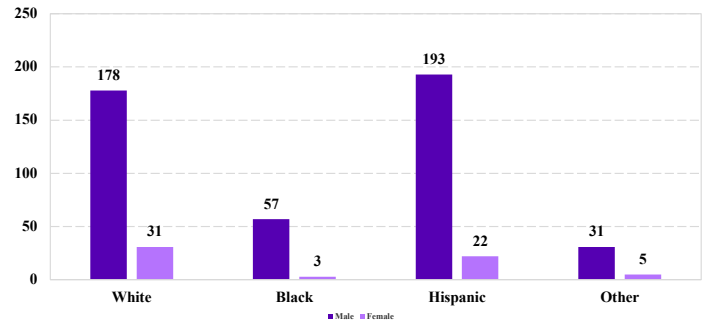
Cases with indeterminable sentence terms are excluded from the calculation of the Mean Sentence or Median Sentence category. Sentences greater than 470 months and probation were included in the sentence average computations as 470 months and zero months, respectively. Cases in the Total Receiving Imprisonment, Total Receiving Probation, and Fine Only categories total 100 percent of all cases. Cases missing information required for a specific analysis were excluded from that analysis. Descriptions of variables used in this analysis are provided in Appendix A.

SOURCE: U.S. Sentencing Commission, 2020 - 2024 Datafiles, USSCFY20 - USSCFY24.

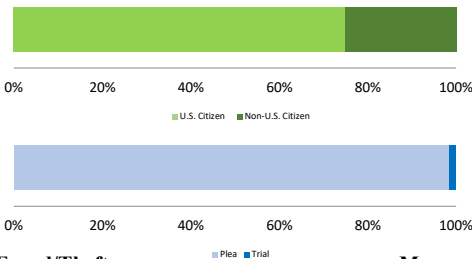
Number of Sentenced Individuals Over Time



Race and Gender



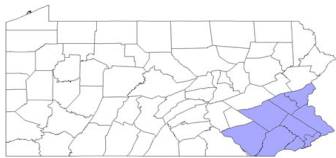
Citizenship, Guilty Pleas, and Trials



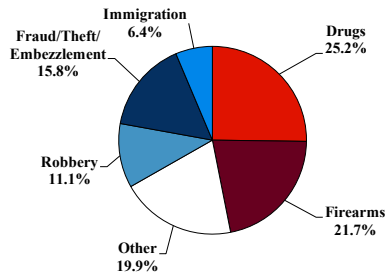
District at a Glance

Eastern District of Pennsylvania

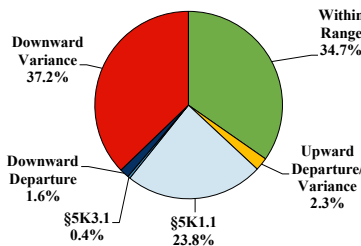
Fiscal Year 2024



Type of Crime



Sentence Imposed Relative to the Guideline Range



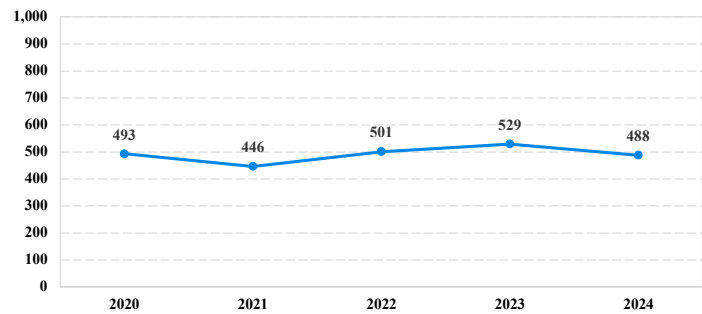
SENTENCING INFORMATION BY TYPE OF CRIME

	TOTAL	Immigration	Drug Trafficking	Firearms	Fraud/Theft /Embezzle	Robbery	Child Porn	Money Laundering	All Other
	488	31	123	106	77	54	6	15	76
Mean Sentence (months)	66	16	73	48	18	113	120	54	113
Median Sentence (months)	40	18	62	41	8	102	120	45	27
IMPRISONMENT									
Total Receiving Imprisonment	439	30	120	97	55	54	6	14	63
Prison Only	416	30	115	94	44	53	6	13	61
Up to 12 Months	49	8	7	5	15	0	0	3	11
13 to 60 Months	192	22	46	57	26	15	1	6	19
61 to 120 Months	106	0	45	28	3	17	4	1	8
Over 120 Months	69	0	17	4	0	21	1	3	23
Prison and Alternatives	23	0	5	3	11	1	0	1	2
PROBATION									
Total Receiving Probation	47	1	3	9	22	0	0	1	11
Probation Only	41	1	2	7	20	0	0	1	10
Probation and Alternatives	6	0	1	2	2	0	0	0	1
FINE ONLY									
	2	0	0	0	0	0	0	0	2

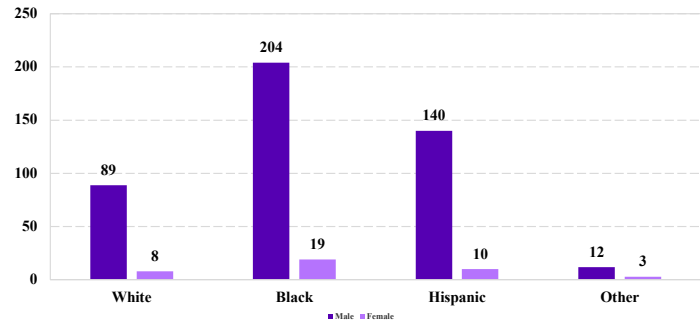
Cases with indeterminable sentence terms are excluded from the calculation of the Mean Sentence or Median Sentence category. Sentences greater than 470 months and probation were included in the sentence average computations as 470 months and zero months, respectively. Cases in the Total Receiving Imprisonment, Total Receiving Probation, and Fine Only categories total 100 percent of all cases. Cases missing information required for a specific analysis were excluded from that analysis. Descriptions of variables used in this analysis are provided in Appendix A.

SOURCE: U.S. Sentencing Commission, 2020 - 2024 Datafiles, USSCFY20 - USSCFY24.

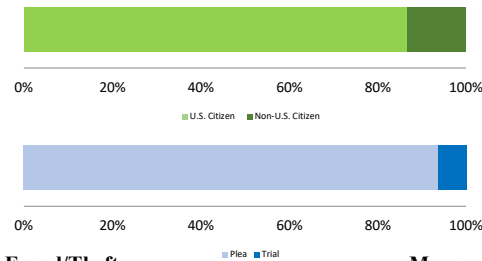
Number of Sentenced Individuals Over Time



Race and Gender



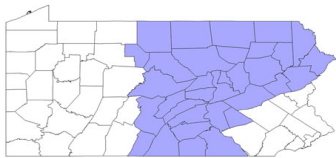
Citizenship, Guilty Pleas, and Trials



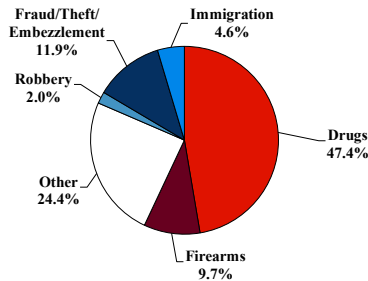
District at a Glance

Middle District of Pennsylvania

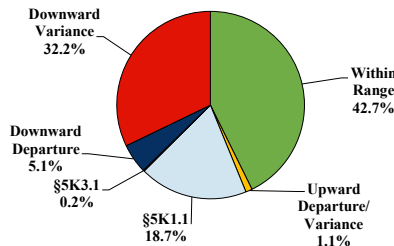
Fiscal Year 2024



Type of Crime



Sentence Imposed Relative to the Guideline Range



SENTENCING INFORMATION BY TYPE OF CRIME

	TOTAL	Immigration	Drug Trafficking	Firearms	Fraud/Theft /Embezzle	Robbery	Child Porn	Money Laundering	All Other
	454	21	215	44	54	9	5	7	99
Mean Sentence (months)	71	12	84	46	26	91	129	92	86
Median Sentence (months)	42	10	72	37	20	84	120	120	24

IMPRISONMENT

Total Receiving Imprisonment	428	21	210	40	45	9	5	7	91
Prison Only	425	21	209	38	45	9	5	7	91
Up to 12 Months	80	12	17	5	16	2	0	0	28
13 to 60 Months	155	9	66	20	24	1	0	2	33
61 to 120 Months	110	0	78	13	4	4	3	2	6
Over 120 Months	80	0	48	0	1	2	2	3	24
Prison and Alternatives	3	0	1	2	0	0	0	0	0

PROBATION

Total Receiving Probation	26	0	5	4	9	0	0	0	8
Probation Only	17	0	2	4	5	0	0	0	6
Probation and Alternatives	9	0	3	0	4	0	0	0	2

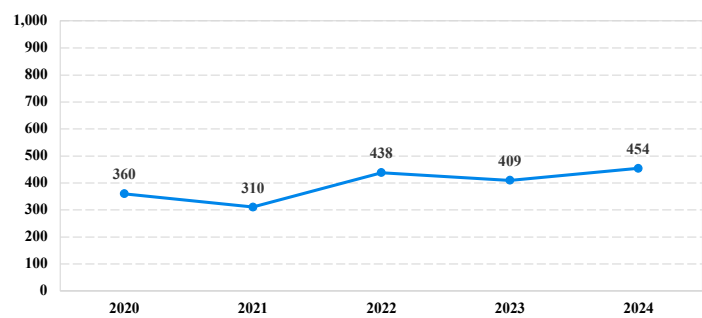
FINE ONLY

	0	0	0	0	0	0	0	0	0
--	---	---	---	---	---	---	---	---	---

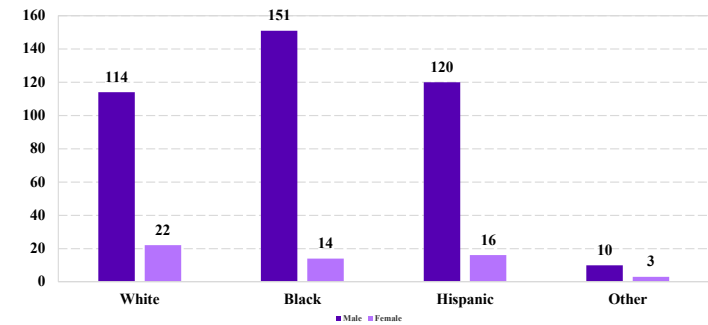
Cases with indeterminable sentence terms are excluded from the calculation of the Mean Sentence or Median Sentence category. Sentences greater than 470 months and probation were included in the sentence average computations as 470 months and zero months, respectively. Cases in the Total Receiving Imprisonment, Total Receiving Probation, and Fine Only categories total 100 percent of all cases. Cases missing information required for a specific analysis were excluded from that analysis. Descriptions of variables used in this analysis are provided in Appendix A.

SOURCE: U.S. Sentencing Commission, 2020 - 2024 Datafiles, USSCFY20 - USSCFY24.

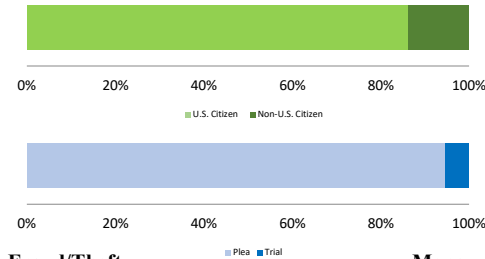
Number of Sentenced Individuals Over Time



Race and Gender



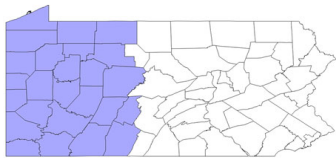
Citizenship, Guilty Pleas, and Trials



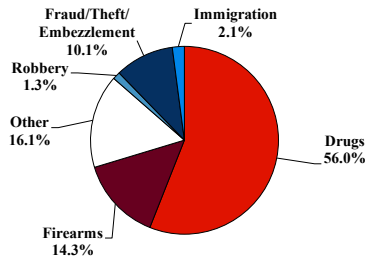
District at a Glance

Western District of Pennsylvania

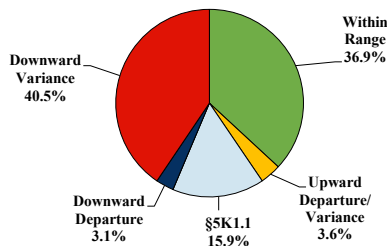
Fiscal Year 2024



Type of Crime



Sentence Imposed Relative to the Guideline Range



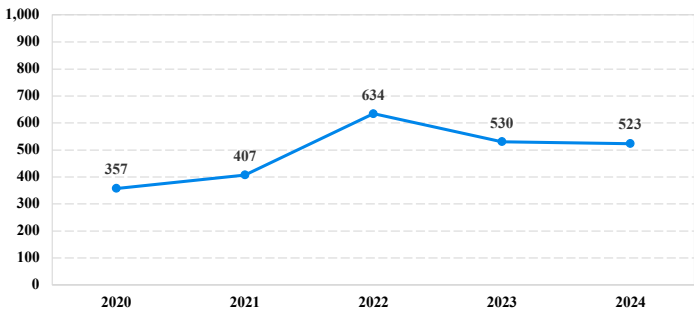
SENTENCING INFORMATION BY TYPE OF CRIME

	TOTAL	Immigration	Drug Trafficking	Firearms	Fraud/Theft /Embezzle	Robbery	Child Porn	Money Laundering	All Other
	523	11	291	75	53	7	24	16	46
Mean Sentence (months)	60	10	63	42	19	134	108	116	78
Median Sentence (months)	46	0	60	30	6	132	85	80	24
IMPRISONMENT									
Total Receiving Imprisonment	472	9	272	71	36	7	24	16	37
Prison Only	463	9	269	68	35	7	23	15	37
Up to 12 Months	76	7	32	13	12	0	0	3	9
13 to 60 Months	202	1	115	40	21	3	6	2	14
61 to 120 Months	134	1	98	13	1	0	11	5	5
Over 120 Months	51	0	24	2	1	4	6	5	9
Prison and Alternatives	9	0	3	3	1	0	1	1	0
PROBATION									
Total Receiving Probation	50	2	19	4	17	0	0	0	8
Probation Only	37	2	15	4	10	0	0	0	6
Probation and Alternatives	13	0	4	0	7	0	0	0	2
FINE ONLY									
	1	0	0	0	0	0	0	0	1

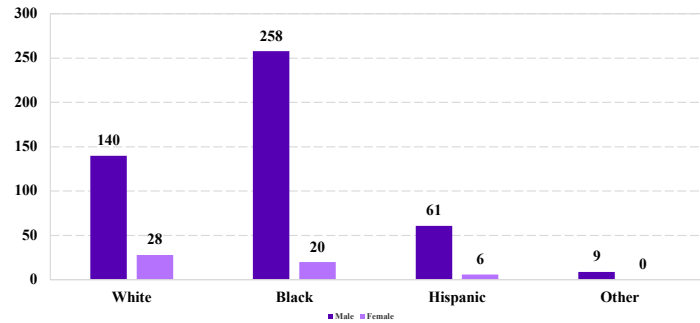
Cases with indeterminable sentence terms are excluded from the calculation of the Mean Sentence or Median Sentence category. Sentences greater than 470 months and probation were included in the sentence average computations as 470 months and zero months, respectively. Cases in the Total Receiving Imprisonment, Total Receiving Probation, and Fine Only categories total 100 percent of all cases. Cases missing information required for a specific analysis were excluded from that analysis. Descriptions of variables used in this analysis are provided in Appendix A.

SOURCE: U.S. Sentencing Commission, 2020 - 2024 Datafiles, USSCFY20 - USSCFY24.

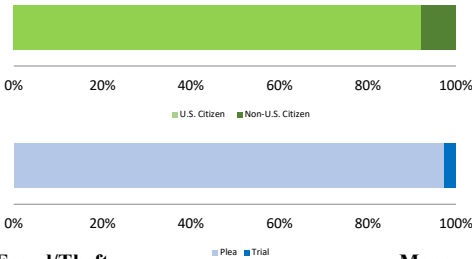
Number of Sentenced Individuals Over Time



Race and Gender



Citizenship, Guilty Pleas, and Trials



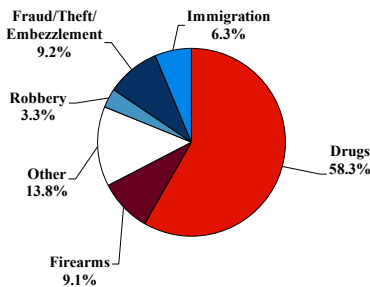
District at a Glance

Puerto Rico

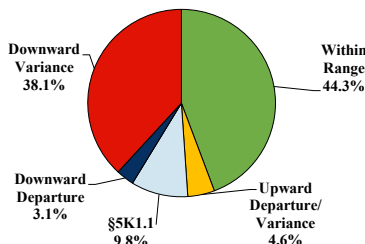
Fiscal Year 2024



Type of Crime



Sentence Imposed Relative to the Guideline Range



SENTENCING INFORMATION BY TYPE OF CRIME

	TOTAL	Immigration	Drug Trafficking	Firearms	Fraud/Theft /Embezzle	Robbery	Child Porn	Money Laundering	All Other
	1,120	71	653	102	103	37	27	36	91
Mean Sentence (months)	62	7	73	40	6	86	60	46	114
Median Sentence (months)	60	6	70	37	0	71	60	30	48

IMPRISONMENT

Total Receiving Imprisonment	976	64	622	95	27	37	27	30	74
Prison Only	974	64	621	95	27	37	27	30	73
Up to 12 Months	120	46	38	3	7	1	4	5	16
13 to 60 Months	329	18	166	76	19	14	11	13	12
61 to 120 Months	429	0	368	15	1	15	11	10	9
Over 120 Months	96	0	49	1	0	7	1	2	36
Prison and Alternatives	2	0	1	0	0	0	0	0	1

PROBATION

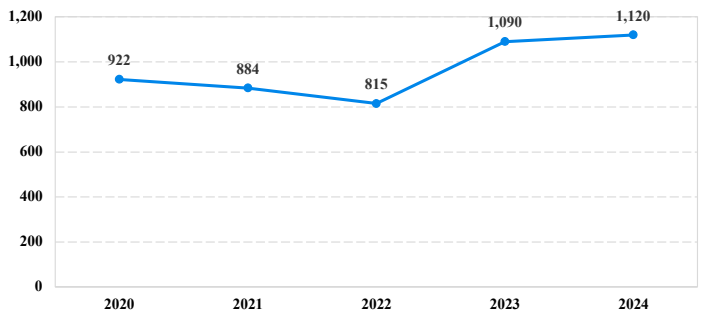
Total Receiving Probation	140	7	30	7	76	0	0	6	14
Probation Only	139	7	29	7	76	0	0	6	14
Probation and Alternatives	1	0	1	0	0	0	0	0	0

FINE ONLY	4	0	1	0	0	0	0	0	3
-----------	---	---	---	---	---	---	---	---	---

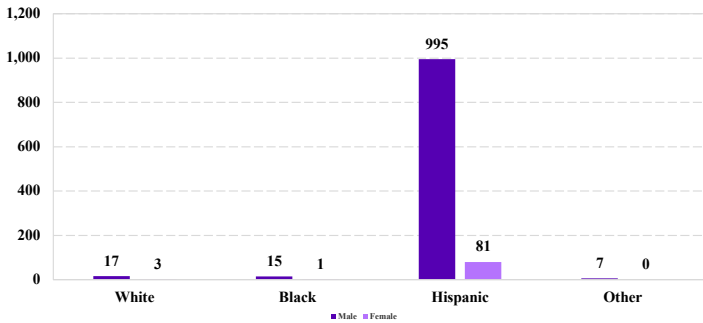
Cases with indeterminable sentence terms are excluded from the calculation of the Mean Sentence or Median Sentence category. Sentences greater than 470 months and probation were included in the sentence average computations as 470 months and zero months, respectively. Cases in the Total Receiving Imprisonment, Total Receiving Probation, and Fine Only categories total 100 percent of all cases. Cases missing information required for a specific analysis were excluded from that analysis. Descriptions of variables used in this analysis are provided in Appendix A.

SOURCE: U.S. Sentencing Commission, 2020 - 2024 Datafiles, USSCFY20 - USSCFY24.

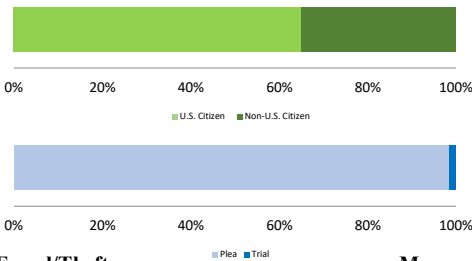
Number of Sentenced Individuals Over Time



Race and Gender



Citizenship, Guilty Pleas, and Trials



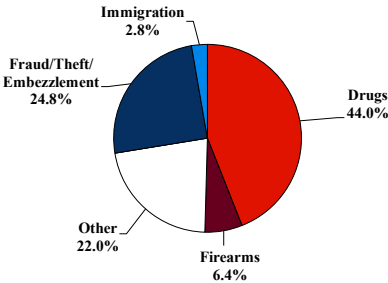
District at a Glance

District of Rhode Island

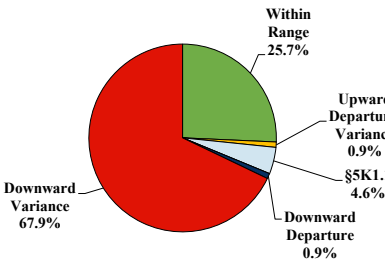
Fiscal Year 2024



Type of Crime



Sentence Imposed Relative to the Guideline Range



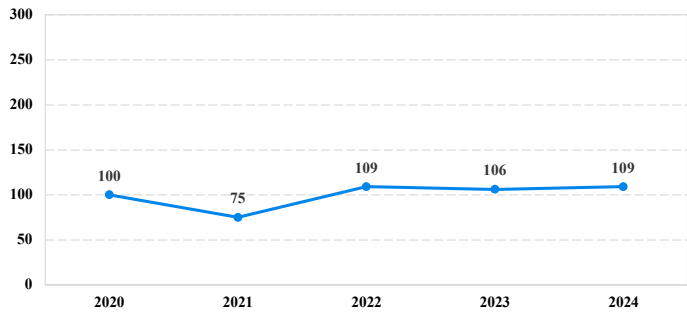
SENTENCING INFORMATION BY TYPE OF CRIME

	TOTAL	Immigration	Drug Trafficking	Firearms	Fraud/Theft /Embezzle	Robbery	Child Porn	Money Laundering	All Other
	109	3	48	7	27	0	8	3	13
Mean Sentence (months)	35	10	44	20	14	--	61	22	44
Median Sentence (months)	20	12	34	12	3	--	60	18	0
IMPRISONMENT									
Total Receiving Imprisonment	94	3	48	7	20	0	6	3	7
Prison Only	82	3	42	6	17	0	5	3	6
Up to 12 Months	29	1	12	3	10	0	0	1	2
13 to 60 Months	31	2	17	2	6	0	1	2	1
61 to 120 Months	21	0	13	1	1	0	4	0	2
Over 120 Months	1	0	0	0	0	0	0	0	1
Prison and Alternatives	12	0	6	1	3	0	1	0	1
PROBATION									
Total Receiving Probation	15	0	0	0	7	0	2	0	6
Probation Only	15	0	0	0	7	0	2	0	6
Probation and Alternatives	0	0	0	0	0	0	0	0	0
FINE ONLY	0	0	0	0	0	0	0	0	0

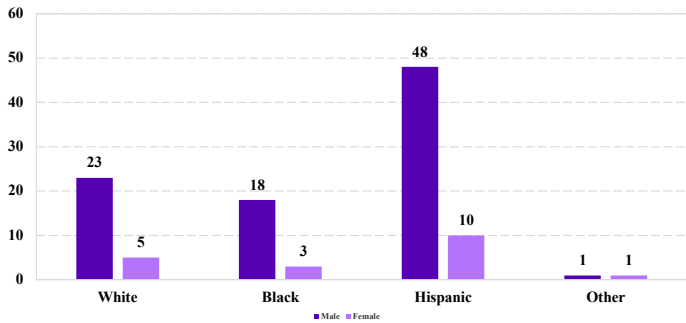
Cases with indeterminable sentence terms are excluded from the calculation of the Mean Sentence or Median Sentence category. Sentences greater than 470 months and probation were included in the sentence average computations as 470 months and zero months, respectively. Cases in the Total Receiving Imprisonment, Total Receiving Probation, and Fine Only categories total 100 percent of all cases. Cases missing information required for a specific analysis were excluded from that analysis. Descriptions of variables used in this analysis are provided in Appendix A.

SOURCE: U.S. Sentencing Commission, 2020 - 2024 Datafiles, USSCFY20 - USSCFY24.

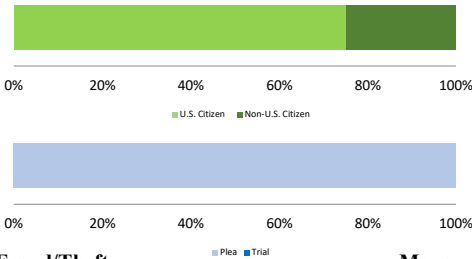
Number of Sentenced Individuals Over Time



Race and Gender



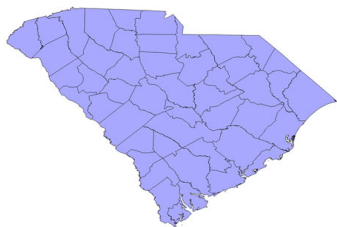
Citizenship, Guilty Pleas, and Trials



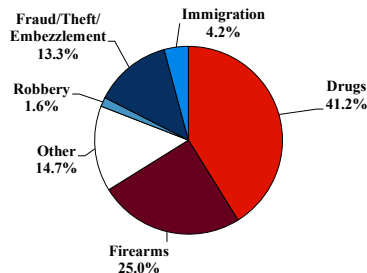
District at a Glance

District of South Carolina

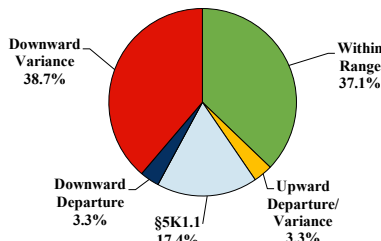
Fiscal Year 2024



Type of Crime



Sentence Imposed Relative to the Guideline Range



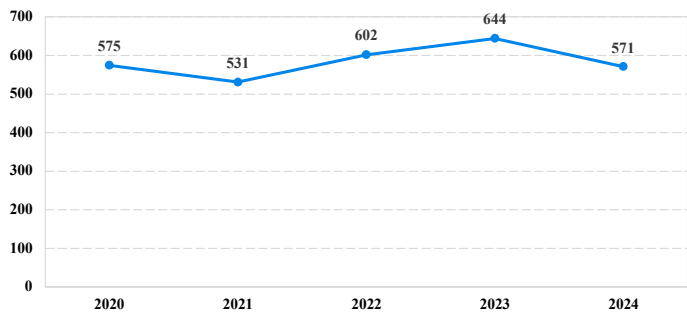
SENTENCING INFORMATION BY TYPE OF CRIME

	TOTAL	Immigration	Drug Trafficking	Firearms	Fraud/Theft /Embezzle	Robbery	Child Porn	Money Laundering	All Other
	571	24	234	143	76	9	7	8	70
Mean Sentence (months)	72	13	93	60	23	191	107	16	89
Median Sentence (months)	55	7	75	57	8	130	60	13	26
IMPRISONMENT									
Total Receiving Imprisonment	511	24	225	135	48	9	7	8	55
Prison Only	506	24	223	134	47	9	7	8	54
Up to 12 Months	76	17	24	9	15	0	1	2	8
13 to 60 Months	183	6	49	75	24	0	3	6	20
61 to 120 Months	150	1	92	40	7	4	0	0	6
Over 120 Months	97	0	58	10	1	5	3	0	20
Prison and Alternatives	5	0	2	1	1	0	0	0	1
PROBATION									
Total Receiving Probation	60	0	9	8	28	0	0	0	15
Probation Only	51	0	9	7	22	0	0	0	13
Probation and Alternatives	9	0	0	1	6	0	0	0	2
FINE ONLY									
	0	0	0	0	0	0	0	0	0

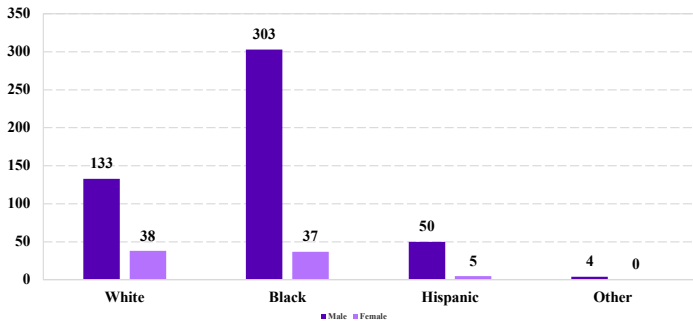
Cases with indeterminable sentence terms are excluded from the calculation of the Mean Sentence or Median Sentence category. Sentences greater than 470 months and probation were included in the sentence average computations as 470 months and zero months, respectively. Cases in the Total Receiving Imprisonment, Total Receiving Probation, and Fine Only categories total 100 percent of all cases. Cases missing information required for a specific analysis were excluded from that analysis. Descriptions of variables used in this analysis are provided in Appendix A.

SOURCE: U.S. Sentencing Commission, 2020 - 2024 Datafiles, USSCFY20 - USSCFY24.

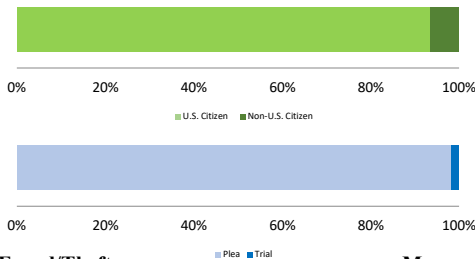
Number of Sentenced Individuals Over Time



Race and Gender



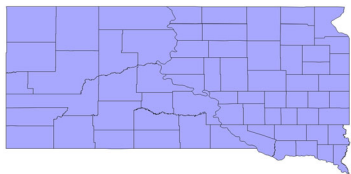
Citizenship, Guilty Pleas, and Trials



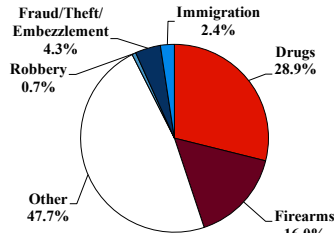
District at a Glance

District of South Dakota

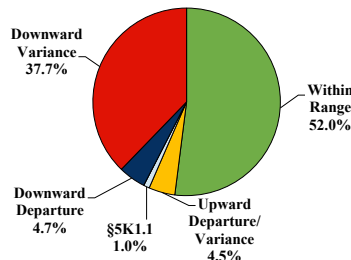
Fiscal Year 2024



Type of Crime



Sentence Imposed Relative to the Guideline Range



SENTENCING INFORMATION BY TYPE OF CRIME

	TOTAL	Immigration	Drug Trafficking	Firearms	Fraud/Theft /Embezzle	Robbery	Child Porn	Money Laundering	All Other
	575	14	166	92	25	4	24	4	246
Mean Sentence (months)	88	3	144	37	11	63	106	202	78
Median Sentence (months)	45	1	121	33	6	48	68	168	26

IMPRISONMENT

Total Receiving Imprisonment	559	14	165	90	17	4	24	4	241
Prison Only	547	14	162	89	16	4	24	4	234
Up to 12 Months	80	13	3	11	6	0	0	0	47
13 to 60 Months	245	1	41	66	10	3	10	1	113
61 to 120 Months	87	0	34	12	0	0	8	1	32
Over 120 Months	135	0	84	0	0	1	6	2	42
Prison and Alternatives	12	0	3	1	1	0	0	0	7

PROBATION

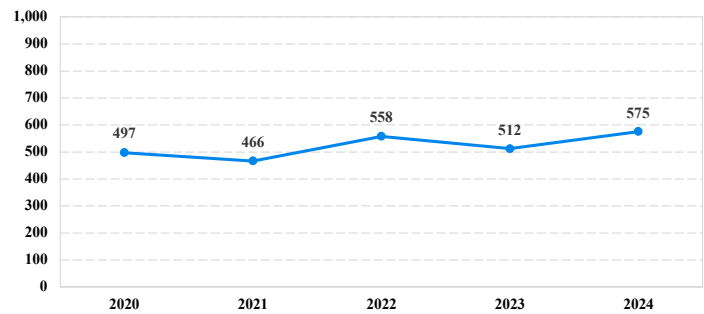
Total Receiving Probation	16	0	1	2	8	0	0	0	5
Probation Only	15	0	1	2	8	0	0	0	4
Probation and Alternatives	1	0	0	0	0	0	0	0	1

FINE ONLY	0	0	0	0	0	0	0	0	0
-----------	---	---	---	---	---	---	---	---	---

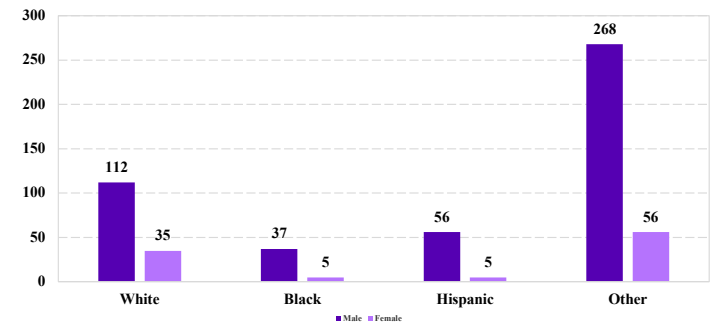
Cases with indeterminable sentence terms are excluded from the calculation of the Mean Sentence or Median Sentence category. Sentences greater than 470 months and probation were included in the sentence average computations as 470 months and zero months, respectively. Cases in the Total Receiving Imprisonment, Total Receiving Probation, and Fine Only categories total 100 percent of all cases. Cases missing information required for a specific analysis were excluded from that analysis. Descriptions of variables used in this analysis are provided in Appendix A.

SOURCE: U.S. Sentencing Commission, 2020 - 2024 Datafiles, USSCFY20 - USSCFY24.

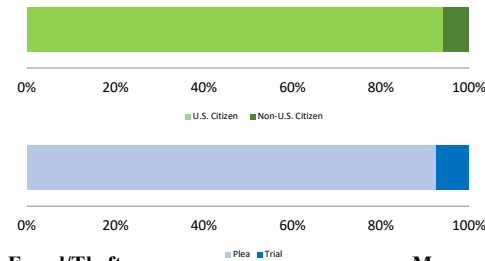
Number of Sentenced Individuals Over Time



Race and Gender



Citizenship, Guilty Pleas, and Trials



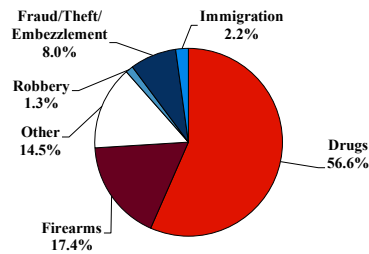
District at a Glance

Eastern District of Tennessee

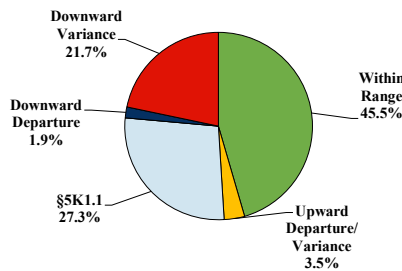
Fiscal Year 2024



Type of Crime



Sentence Imposed Relative to the Guideline Range



SENTENCING INFORMATION BY TYPE OF CRIME

	TOTAL	Immigration	Drug Trafficking	Firearms	Fraud/Theft /Embezzle	Robbery	Child Porn	Money Laundering	All Other
	539	12	305	94	43	7	8	22	48
Mean Sentence (months)	94	14	116	70	26	112	177	69	73
Median Sentence (months)	77	10	112	57	21	120	151	48	18

IMPRISONMENT

Total Receiving Imprisonment	516	12	299	92	38	7	8	20	40
Prison Only	513	12	299	92	38	7	8	19	38
Up to 12 Months	27	7	3	0	8	0	0	0	9
13 to 60 Months	176	5	61	57	25	1	1	10	16
61 to 120 Months	168	0	121	29	5	3	2	4	4
Over 120 Months	142	0	114	6	0	3	5	5	9
Prison and Alternatives	3	0	0	0	0	0	0	1	2

PROBATION

Total Receiving Probation	23	0	6	2	5	0	0	2	8
Probation Only	12	0	4	0	3	0	0	0	5
Probation and Alternatives	11	0	2	2	2	0	0	2	3

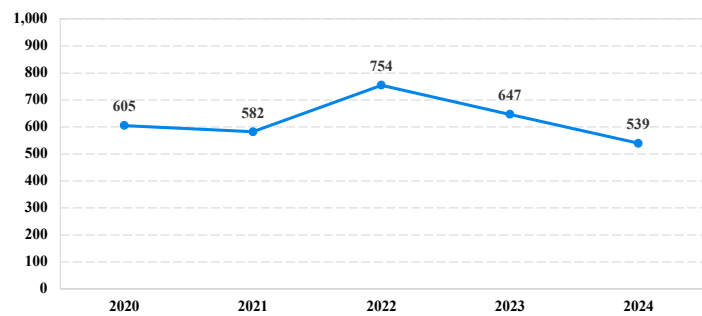
FINE ONLY

	0	0	0	0	0	0	0	0	0
--	---	---	---	---	---	---	---	---	---

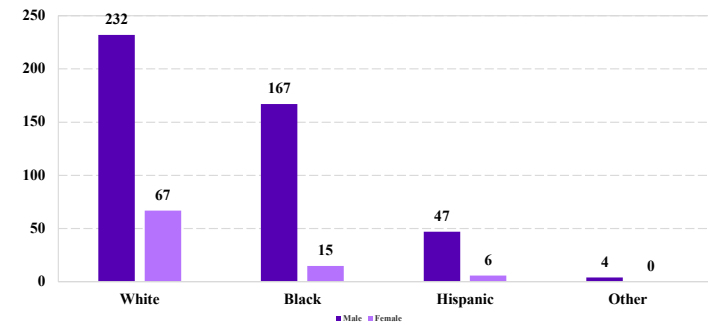
Cases with indeterminable sentence terms are excluded from the calculation of the Mean Sentence or Median Sentence category. Sentences greater than 470 months and probation were included in the sentence average computations as 470 months and zero months, respectively. Cases in the Total Receiving Imprisonment, Total Receiving Probation, and Fine Only categories total 100 percent of all cases. Cases missing information required for a specific analysis were excluded from that analysis. Descriptions of variables used in this analysis are provided in Appendix A.

SOURCE: U.S. Sentencing Commission, 2020 - 2024 Datafiles, USSCFY20 - USSCFY24.

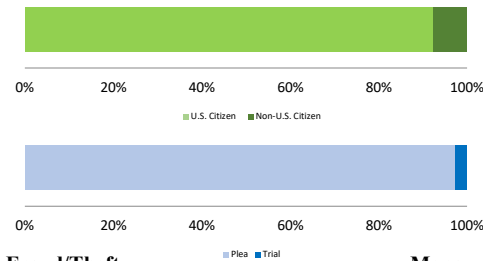
Number of Sentenced Individuals Over Time



Race and Gender



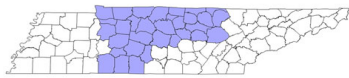
Citizenship, Guilty Pleas, and Trials



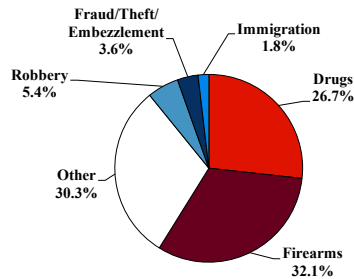
District at a Glance

Middle District of Tennessee

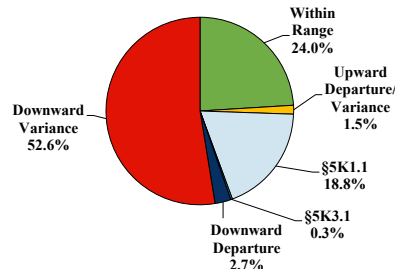
Fiscal Year 2024



Type of Crime



Sentence Imposed Relative to the Guideline Range



SENTENCING INFORMATION BY TYPE OF CRIME

	TOTAL	Immigration	Drug Trafficking	Firearms	Fraud/Theft /Embezzle	Robbery	Child Porn	Money Laundering	All Other
	333	6	88	107	12	18	4	26	72
Mean Sentence (months)	81	24	80	49	14	128	95	155	104
Median Sentence (months)	50	23	66	46	6	117	93	96	21

IMPRISONMENT

Total Receiving Imprisonment	302	6	83	94	7	18	4	26	64
Prison Only	259	6	63	91	7	14	4	20	54
Up to 12 Months	37	2	5	7	3	0	0	3	17
13 to 60 Months	114	4	24	56	4	1	1	7	17
61 to 120 Months	61	0	22	23	0	8	2	2	4
Over 120 Months	47	0	12	5	0	5	1	8	16
Prison and Alternatives	43	0	20	3	0	4	0	6	10

PROBATION

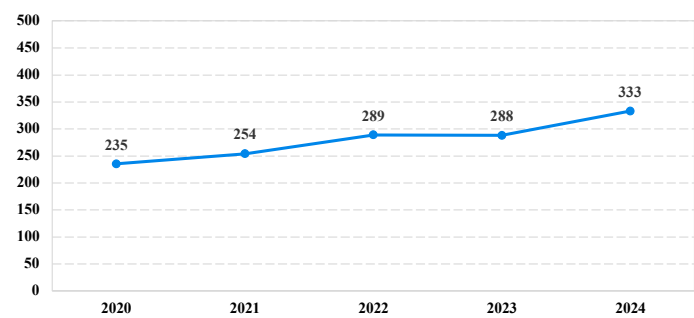
Total Receiving Probation	29	0	5	13	5	0	0	0	6
Probation Only	23	0	5	11	3	0	0	0	4
Probation and Alternatives	6	0	0	2	2	0	0	0	2

FINE ONLY	2	0	0	0	0	0	0	0	2
-----------	---	---	---	---	---	---	---	---	---

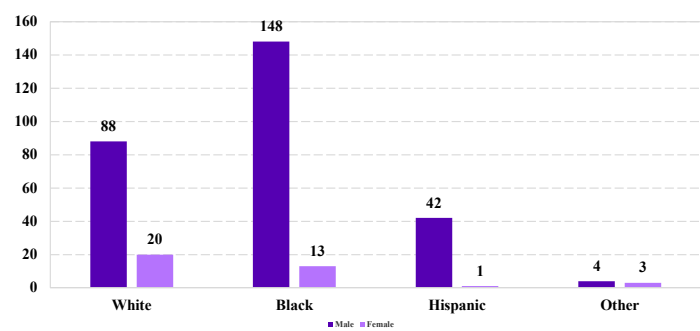
Cases with indeterminable sentence terms are excluded from the calculation of the Mean Sentence or Median Sentence category. Sentences greater than 470 months and probation were included in the sentence average computations as 470 months and zero months, respectively. Cases in the Total Receiving Imprisonment, Total Receiving Probation, and Fine Only categories total 100 percent of all cases. Cases missing information required for a specific analysis were excluded from that analysis. Descriptions of variables used in this analysis are provided in Appendix A.

SOURCE: U.S. Sentencing Commission, 2020 - 2024 Datafiles, USSCFY20 - USSCFY24.

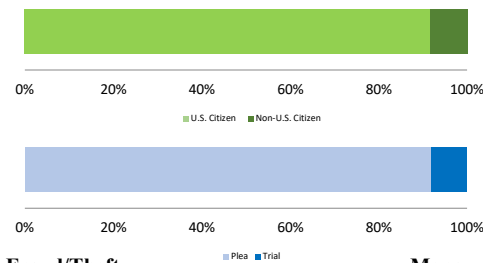
Number of Sentenced Individuals Over Time



Race and Gender



Citizenship, Guilty Pleas, and Trials



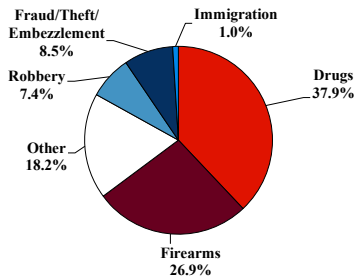
District at a Glance

Western District of Tennessee

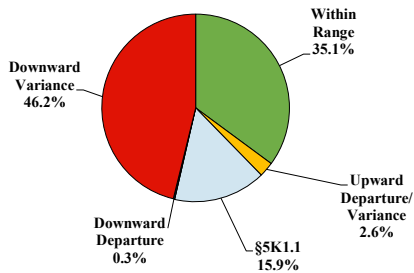
Fiscal Year 2024



Type of Crime



Sentence Imposed Relative to the Guideline Range



SENTENCING INFORMATION BY TYPE OF CRIME

	TOTAL	Immigration	Drug Trafficking	Firearms	Fraud/Theft /Embezzle	Robbery	Child Porn	Money Laundering	All Other
	390	4	148	105	33	29	5	9	57
Mean Sentence (months)	96	10	105	69	27	188	96	84	126
Median Sentence (months)	64	9	87	52	15	180	60	60	46

IMPRISONMENT

Total Receiving Imprisonment	376	4	144	103	28	29	5	9	54
Prison Only	363	4	143	99	25	28	5	8	51
Up to 12 Months	37	3	8	12	7	0	0	0	7
13 to 60 Months	127	1	34	46	15	4	3	4	20
61 to 120 Months	100	0	59	27	2	6	0	2	4
Over 120 Months	99	0	42	14	1	18	2	2	20
Prison and Alternatives	13	0	1	4	3	1	0	1	3

PROBATION

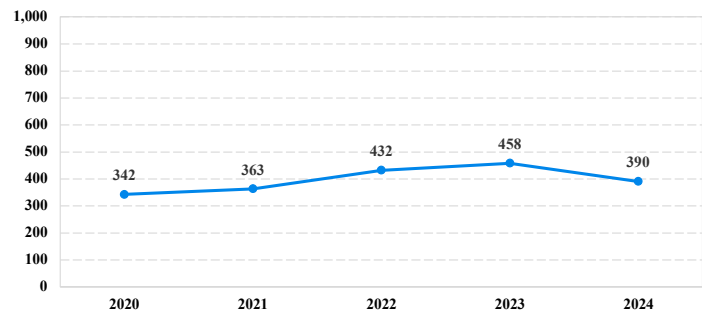
Total Receiving Probation	14	0	4	2	5	0	0	0	3
Probation Only	9	0	1	2	4	0	0	0	2
Probation and Alternatives	5	0	3	0	1	0	0	0	1

FINE ONLY	0	0	0	0	0	0	0	0	0
-----------	---	---	---	---	---	---	---	---	---

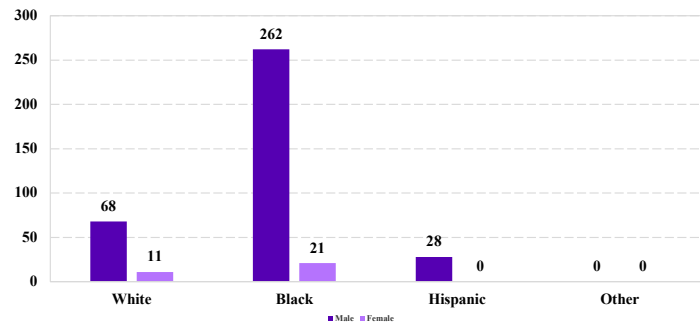
Cases with indeterminable sentence terms are excluded from the calculation of the Mean Sentence or Median Sentence category. Sentences greater than 470 months and probation were included in the sentence average computations as 470 months and zero months, respectively. Cases in the Total Receiving Imprisonment, Total Receiving Probation, and Fine Only categories total 100 percent of all cases. Cases missing information required for a specific analysis were excluded from that analysis. Descriptions of variables used in this analysis are provided in Appendix A.

SOURCE: U.S. Sentencing Commission, 2020 - 2024 Datafiles, USSCFY20 - USSCFY24.

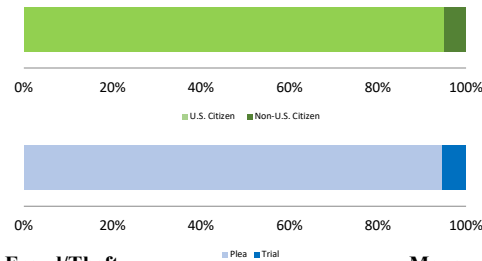
Number of Sentenced Individuals Over Time



Race and Gender



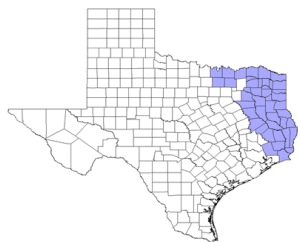
Citizenship, Guilty Pleas, and Trials



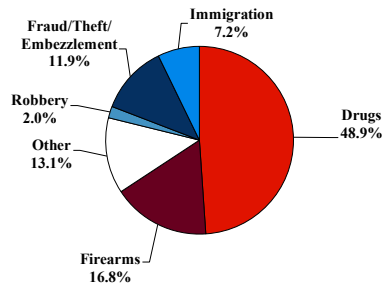
District at a Glance

Eastern District of Texas

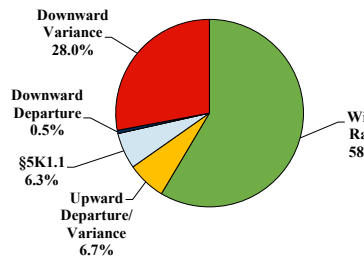
Fiscal Year 2024



Type of Crime



Sentence Imposed Relative to the Guideline Range



SENTENCING INFORMATION BY TYPE OF CRIME

	TOTAL	Immigration	Drug Trafficking	Firearms	Fraud/Theft /Embezzle	Robbery	Child Porn	Money Laundering	All Other
	1,134	82	554	191	135	23	12	52	85
Mean Sentence (months)	79	33	109	42	33	111	143	69	69
Median Sentence (months)	60	24	108	37	21	96	128	45	30

IMPRISONMENT

Total Receiving Imprisonment	1,051	82	547	178	93	23	12	49	67
Prison Only	1,051	82	547	178	93	23	12	49	67
Up to 12 Months	82	22	24	7	9	0	0	11	9
13 to 60 Months	429	50	123	133	65	3	1	18	36
61 to 120 Months	304	9	206	38	13	11	4	12	11
Over 120 Months	236	1	194	0	6	9	7	8	11
Prison and Alternatives	0	0	0	0	0	0	0	0	0

PROBATION

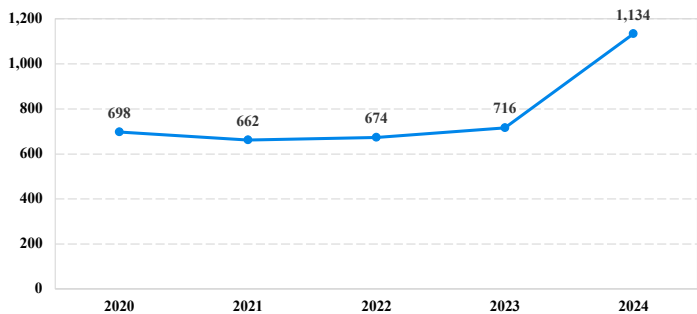
Total Receiving Probation	83	0	7	13	42	0	0	3	18
Probation Only	76	0	7	12	37	0	0	3	17
Probation and Alternatives	7	0	0	1	5	0	0	0	1

FINE ONLY	0	0	0	0	0	0	0	0	0
-----------	---	---	---	---	---	---	---	---	---

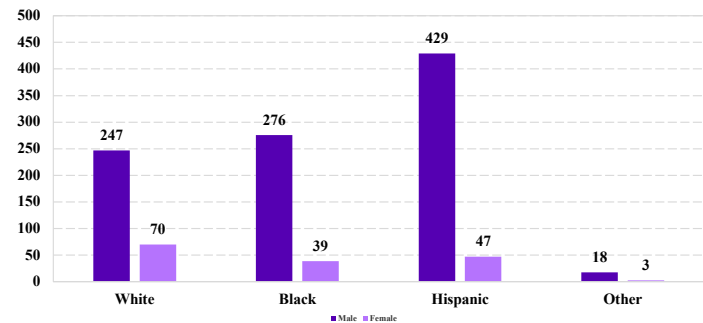
Cases with indeterminable sentence terms are excluded from the calculation of the Mean Sentence or Median Sentence category. Sentences greater than 470 months and probation were included in the sentence average computations as 470 months and zero months, respectively. Cases in the Total Receiving Imprisonment, Total Receiving Probation, and Fine Only categories total 100 percent of all cases. Cases missing information required for a specific analysis were excluded from that analysis. Descriptions of variables used in this analysis are provided in Appendix A.

SOURCE: U.S. Sentencing Commission, 2020 - 2024 Datafiles, USSCFY20 - USSCFY24.

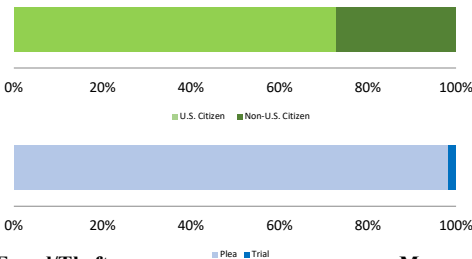
Number of Sentenced Individuals Over Time



Race and Gender



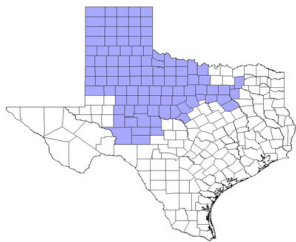
Citizenship, Guilty Pleas, and Trials



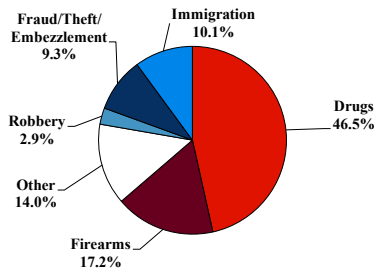
District at a Glance

Northern District of Texas

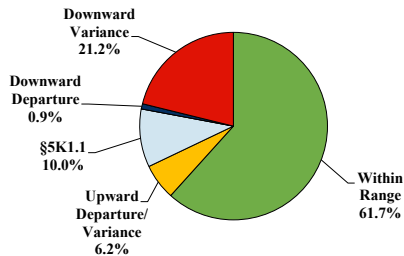
Fiscal Year 2024



Type of Crime



Sentence Imposed Relative to the Guideline Range



SENTENCING INFORMATION BY TYPE OF CRIME

	TOTAL	Immigration	Drug Trafficking	Firearms	Fraud/Theft /Embezzle	Robbery	Child Porn	Money Laundering	All Other
	1,221	123	565	210	114	35	29	15	130
Mean Sentence (months)	90	27	122	51	33	102	174	72	106
Median Sentence (months)	60	24	106	46	26	84	180	30	30

IMPRISONMENT

Total Receiving Imprisonment	1,185	123	562	204	103	34	29	14	116
Prison Only	1,182	123	562	202	103	34	29	14	115
Up to 12 Months	76	24	7	10	18	1	0	0	16
13 to 60 Months	504	93	149	127	72	5	0	9	49
61 to 120 Months	297	6	180	56	11	17	9	2	16
Over 120 Months	305	0	226	9	2	11	20	3	34
Prison and Alternatives	3	0	0	2	0	0	0	0	1

PROBATION

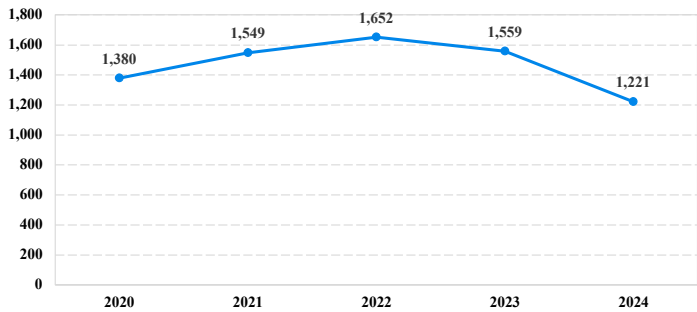
Total Receiving Probation	35	0	3	6	11	1	0	1	13
Probation Only	34	0	2	6	11	1	0	1	13
Probation and Alternatives	1	0	1	0	0	0	0	0	0

FINE ONLY	1	0	0	0	0	0	0	0	1
-----------	---	---	---	---	---	---	---	---	---

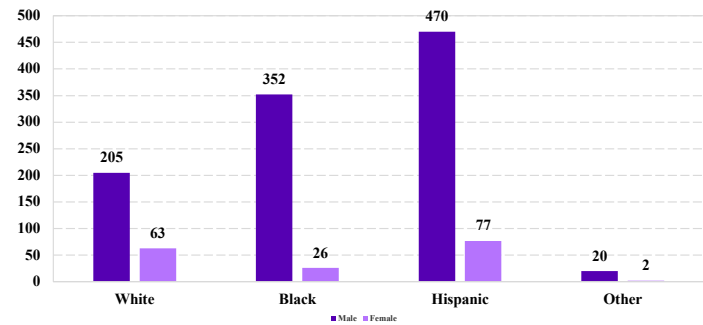
Cases with indeterminable sentence terms are excluded from the calculation of the Mean Sentence or Median Sentence category. Sentences greater than 470 months and probation were included in the sentence average computations as 470 months and zero months, respectively. Cases in the Total Receiving Imprisonment, Total Receiving Probation, and Fine Only categories total 100 percent of all cases. Cases missing information required for a specific analysis were excluded from that analysis. Descriptions of variables used in this analysis are provided in Appendix A.

SOURCE: U.S. Sentencing Commission, 2020 - 2024 Datafiles, USSCFY20 - USSCFY24.

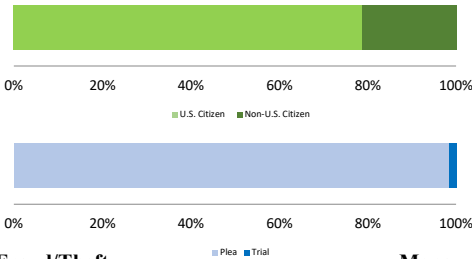
Number of Sentenced Individuals Over Time



Race and Gender



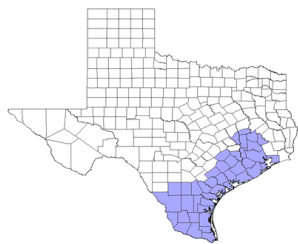
Citizenship, Guilty Pleas, and Trials



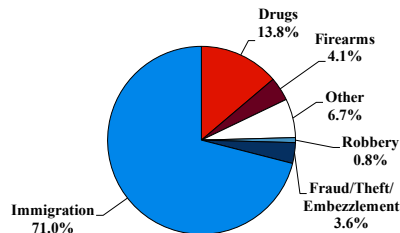
District at a Glance

Southern District of Texas

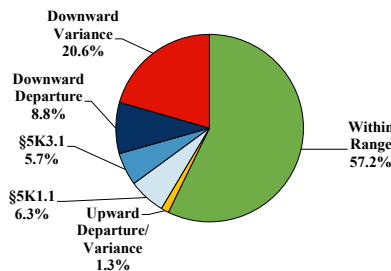
Fiscal Year 2024



Type of Crime



Sentence Imposed Relative to the Guideline Range



SENTENCING INFORMATION BY TYPE OF CRIME

	TOTAL	Immigration	Drug Trafficking	Firearms	Fraud/Theft /Embezzle	Robbery	Child Porn	Money Laundering	All Other
	6,122	4,349	842	250	219	50	58	80	274
Mean Sentence (months)	27	13	72	41	15	134	113	44	76
Median Sentence (months)	12	8	57	30	6	119	97	18	18

IMPRISONMENT

Total Receiving Imprisonment	5,931	4,233	838	237	191	50	58	69	255
Prison Only	5,770	4,137	813	224	182	50	58	60	246
Up to 12 Months	2,647	2,423	22	17	100	0	1	15	69
13 to 60 Months	2,485	1,657	445	150	70	10	12	34	107
61 to 120 Months	401	52	223	49	11	17	27	3	19
Over 120 Months	237	5	123	8	1	23	18	8	51
Prison and Alternatives	161	96	25	13	9	0	0	9	9

PROBATION

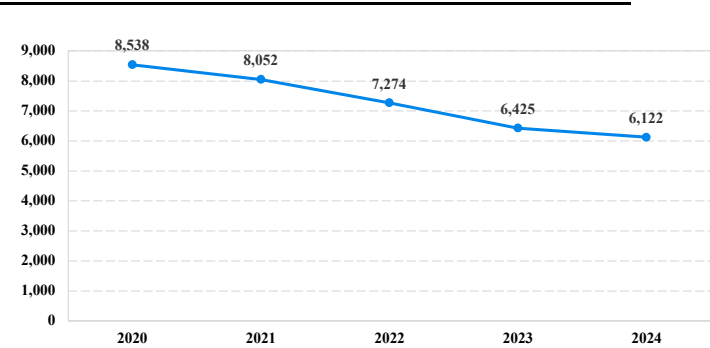
Total Receiving Probation	191	116	4	13	28	0	0	11	19
Probation Only	150	89	2	10	26	0	0	6	17
Probation and Alternatives	41	27	2	3	2	0	0	5	2

FINE ONLY	0	0	0	0	0	0	0	0	0
-----------	---	---	---	---	---	---	---	---	---

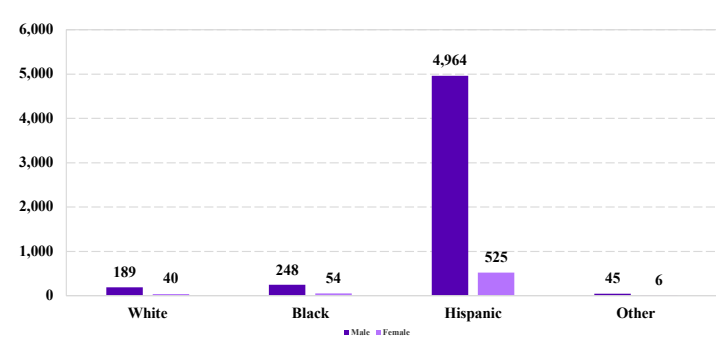
Cases with indeterminable sentence terms are excluded from the calculation of the Mean Sentence or Median Sentence category. Sentences greater than 470 months and probation were included in the sentence average computations as 470 months and zero months, respectively. Cases in the Total Receiving Imprisonment, Total Receiving Probation, and Fine Only categories total 100 percent of all cases. Cases missing information required for a specific analysis were excluded from that analysis. Descriptions of variables used in this analysis are provided in Appendix A.

SOURCE: U.S. Sentencing Commission, 2020 - 2024 Datafiles, USSCFY20 - USSCFY24.

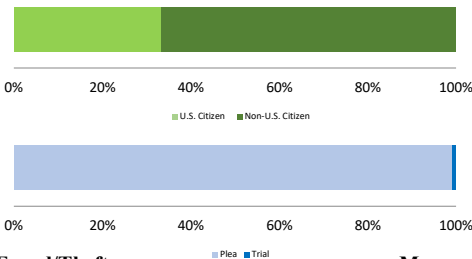
Number of Sentenced Individuals Over Time



Race and Gender



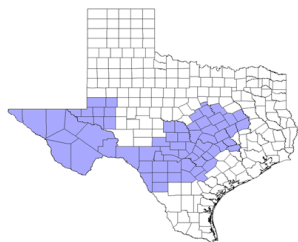
Citizenship, Guilty Pleas, and Trials



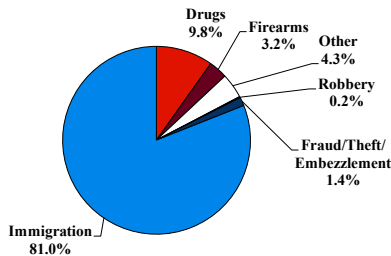
District at a Glance

Western District of Texas

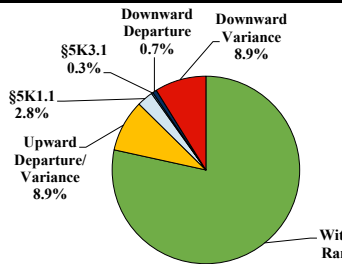
Fiscal Year 2024



Type of Crime



Sentence Imposed Relative to the Guideline Range



SENTENCING INFORMATION BY TYPE OF CRIME

	TOTAL	Immigration	Drug Trafficking	Firearms	Fraud/Theft /Embezzle	Robbery	Child Porn	Money Laundering	All Other
	8,035	6,512	782	256	116	17	35	33	284
Mean Sentence (months)	24	13	92	44	20	116	120	25	49
Median Sentence (months)	10	8	66	37	2	102	97	12	12

IMPRISONMENT

Total Receiving Imprisonment	7,276	5,893	765	244	77	17	35	26	219
Prison Only	7,121	5,813	708	237	76	17	34	26	210
Up to 12 Months	3,614	3,447	28	19	38	1	0	9	72
13 to 60 Months	2,887	2,275	312	162	30	2	7	14	85
61 to 120 Months	347	78	177	46	5	9	16	1	15
Over 120 Months	273	13	191	10	3	5	11	2	38
Prison and Alternatives	155	80	57	7	1	0	1	0	9

PROBATION

Total Receiving Probation	759	619	17	12	39	0	0	7	65
Probation Only	715	584	14	11	37	0	0	6	63
Probation and Alternatives	44	35	3	1	2	0	0	1	2

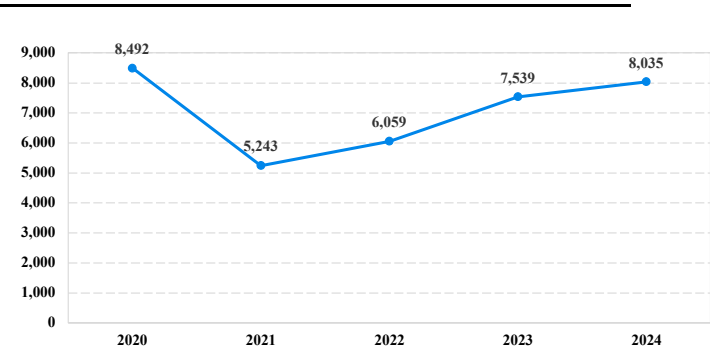
FINE ONLY

	0	0	0	0	0	0	0	0	0
--	---	---	---	---	---	---	---	---	---

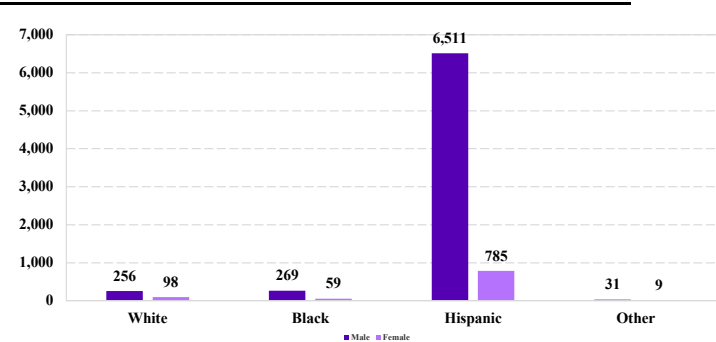
Cases with indeterminable sentence terms are excluded from the calculation of the Mean Sentence or Median Sentence category. Sentences greater than 470 months and probation were included in the sentence average computations as 470 months and zero months, respectively. Cases in the Total Receiving Imprisonment, Total Receiving Probation, and Fine Only categories total 100 percent of all cases. Cases missing information required for a specific analysis were excluded from that analysis. Descriptions of variables used in this analysis are provided in Appendix A.

SOURCE: U.S. Sentencing Commission, 2020 - 2024 Datafiles, USSCFY20 - USSCFY24.

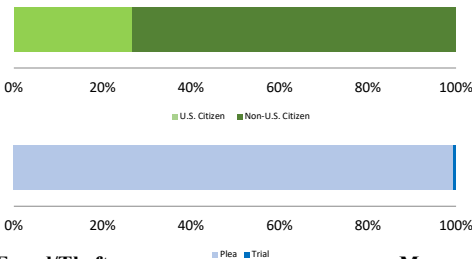
Number of Sentenced Individuals Over Time



Race and Gender



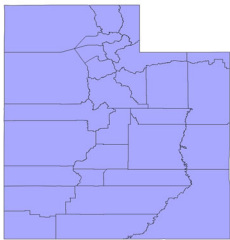
Citizenship, Guilty Pleas, and Trials



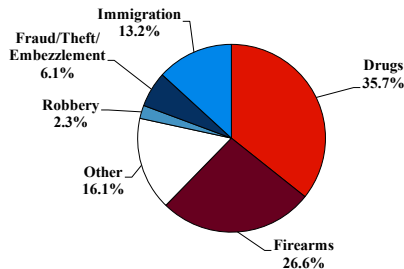
District at a Glance

District of Utah

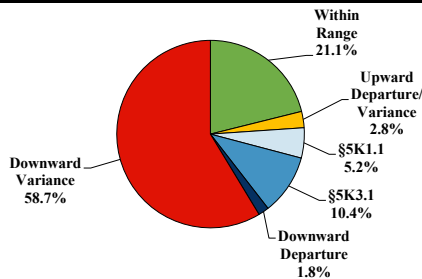
Fiscal Year 2024



Type of Crime



Sentence Imposed Relative to the Guideline Range



SENTENCING INFORMATION BY TYPE OF CRIME

	TOTAL	Immigration	Drug Trafficking	Firearms	Fraud/Theft /Embezzle	Robbery	Child Porn	Money Laundering	All Other
	653	86	232	174	40	15	18	19	69
Mean Sentence (months)	37	6	46	30	20	52	111	37	51
Median Sentence (months)	30	4	42	30	16	51	114	18	15

IMPRISONMENT

Total Receiving Imprisonment	557	62	207	153	28	14	18	14	61
Prison Only	555	62	207	153	28	14	18	14	59
Up to 12 Months	100	42	12	20	5	2	0	1	18
13 to 60 Months	348	20	144	119	21	7	3	10	24
61 to 120 Months	89	0	45	14	2	4	12	2	10
Over 120 Months	18	0	6	0	0	1	3	1	7
Prison and Alternatives	2	0	0	0	0	0	0	0	2

PROBATION

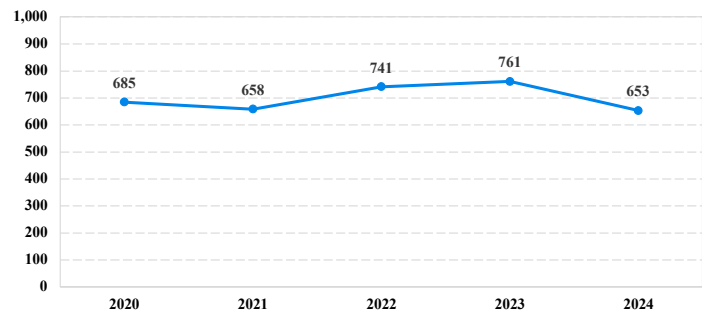
Total Receiving Probation	96	24	25	21	12	1	0	5	8
Probation Only	85	24	23	19	7	1	0	5	6
Probation and Alternatives	11	0	2	2	5	0	0	0	2

FINE ONLY	0	0	0	0	0	0	0	0	0
-----------	---	---	---	---	---	---	---	---	---

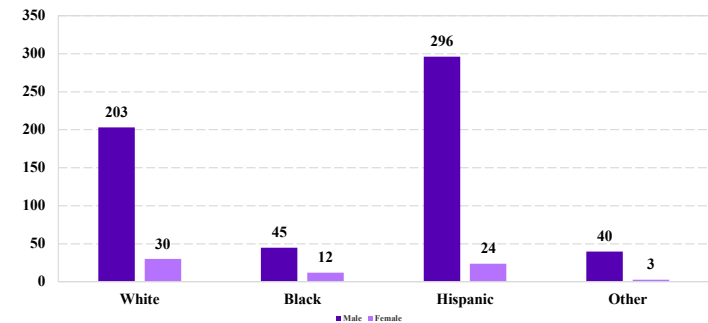
Cases with indeterminable sentence terms are excluded from the calculation of the Mean Sentence or Median Sentence category. Sentences greater than 470 months and probation were included in the sentence average computations as 470 months and zero months, respectively. Cases in the Total Receiving Imprisonment, Total Receiving Probation, and Fine Only categories total 100 percent of all cases. Cases missing information required for a specific analysis were excluded from that analysis. Descriptions of variables used in this analysis are provided in Appendix A.

SOURCE: U.S. Sentencing Commission, 2020 - 2024 Datafiles, USSCFY20 - USSCFY24.

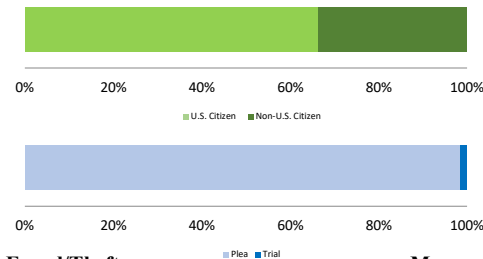
Number of Sentenced Individuals Over Time



Race and Gender



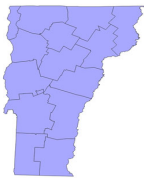
Citizenship, Guilty Pleas, and Trials



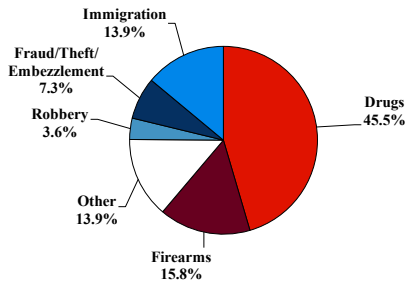
District at a Glance

District of Vermont

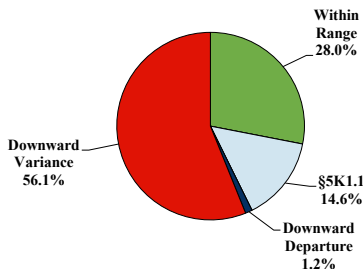
Fiscal Year 2024



Type of Crime



Sentence Imposed Relative to the Guideline Range



SENTENCING INFORMATION BY TYPE OF CRIME

	TOTAL	Immigration	Drug Trafficking	Firearms	Fraud/Theft /Embezzle	Robbery	Child Porn	Money Laundering	All Other
	165	23	68	26	12	6	4	2	24
Mean Sentence (months)	32	2	35	33	13	23	86	--	50
Median Sentence (months)	11	0	15	29	9	12	90	--	7

IMPRISONMENT

Total Receiving Imprisonment	152	20	63	26	9	6	4	1	23
Prison Only	151	20	63	25	9	6	4	1	23
Up to 12 Months	72	20	27	6	3	3	0	0	13
13 to 60 Months	51	0	20	17	6	2	2	0	4
61 to 120 Months	19	0	12	2	0	1	1	0	3
Over 120 Months	9	0	4	0	0	0	1	1	3
Prison and Alternatives	1	0	0	1	0	0	0	0	0

PROBATION

Total Receiving Probation	13	3	5	0	3	0	0	1	1
Probation Only	12	3	5	0	3	0	0	0	1
Probation and Alternatives	1	0	0	0	0	0	0	1	0

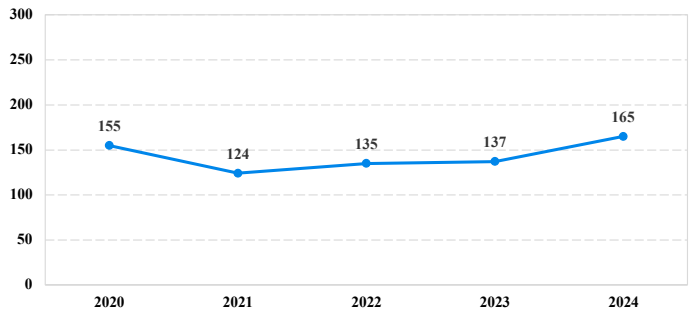
FINE ONLY

	0	0	0	0	0	0	0	0	0
--	---	---	---	---	---	---	---	---	---

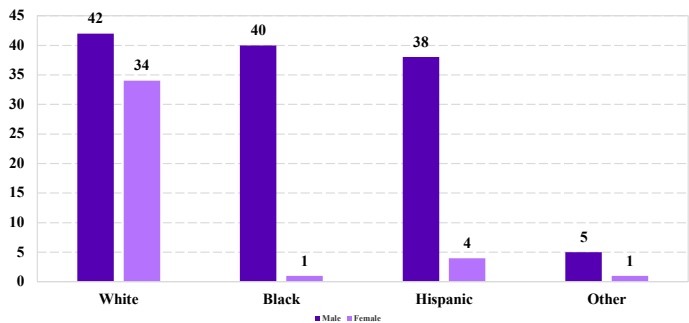
Cases with indeterminable sentence terms are excluded from the calculation of the Mean Sentence or Median Sentence category. Sentences greater than 470 months and probation were included in the sentence average computations as 470 months and zero months, respectively. Cases in the Total Receiving Imprisonment, Total Receiving Probation, and Fine Only categories total 100 percent of all cases. Cases missing information required for a specific analysis were excluded from that analysis. Descriptions of variables used in this analysis are provided in Appendix A.

SOURCE: U.S. Sentencing Commission, 2020 - 2024 Datafiles, USSCFY20 - USSCFY24.

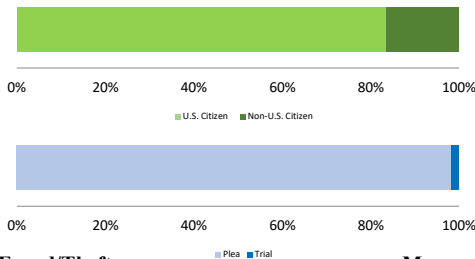
Number of Sentenced Individuals Over Time



Race and Gender



Citizenship, Guilty Pleas, and Trials



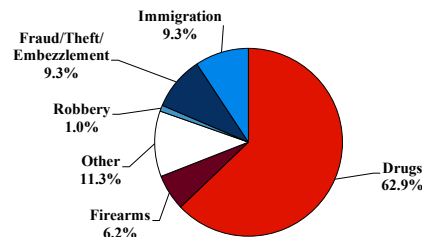
District at a Glance

Virgin Islands

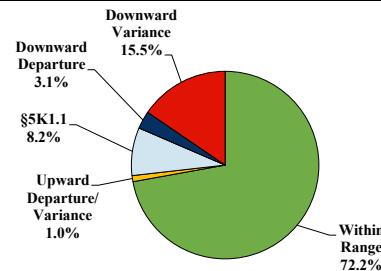
Fiscal Year 2024



Type of Crime



Sentence Imposed Relative to the Guideline Range



SENTENCING INFORMATION BY TYPE OF CRIME

	TOTAL	Immigration	Drug Trafficking	Firearms	Fraud/Theft /Embezzle	Robbery	Child Porn	Money Laundering	All Other
	97	9	61	6	9	1	1	2	8
Mean Sentence (months)	65	3	61	39	11	--	--	--	216
Median Sentence (months)	48	0	57	35	9	--	--	--	159

IMPRISONMENT

Total Receiving Imprisonment	83	9	57	5	3	1	1	2	5
Prison Only	82	9	56	5	3	1	1	2	5
Up to 12 Months	9	8	0	1	0	0	0	0	0
13 to 60 Months	39	1	29	3	3	0	0	2	1
61 to 120 Months	27	0	25	1	0	1	0	0	0
Over 120 Months	7	0	2	0	0	0	1	0	4
Prison and Alternatives	1	0	1	0	0	0	0	0	0

PROBATION

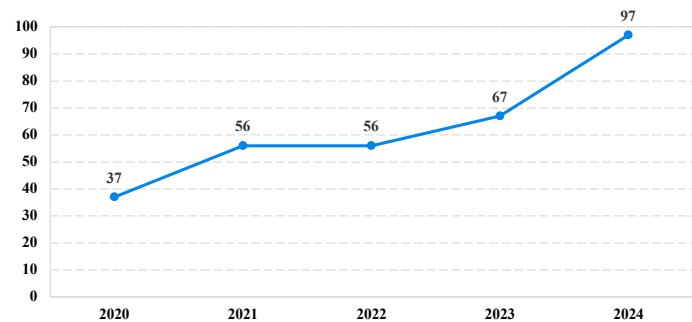
Total Receiving Probation	14	0	4	1	6	0	0	0	3
Probation Only	8	0	1	1	3	0	0	0	3
Probation and Alternatives	6	0	3	0	3	0	0	0	0

FINE ONLY	0	0	0	0	0	0	0	0	0
-----------	---	---	---	---	---	---	---	---	---

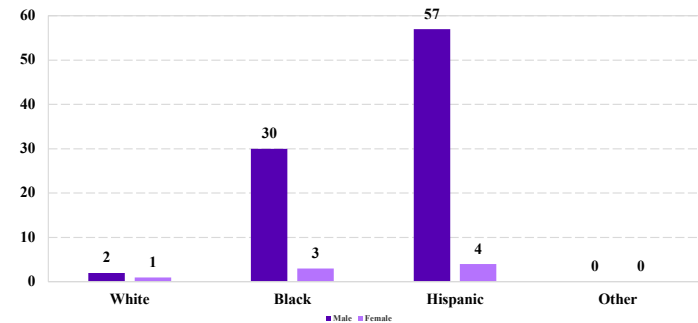
Cases with indeterminable sentence terms are excluded from the calculation of the Mean Sentence or Median Sentence category. Sentences greater than 470 months and probation were included in the sentence average computations as 470 months and zero months, respectively. Cases in the Total Receiving Imprisonment, Total Receiving Probation, and Fine Only categories total 100 percent of all cases. Cases missing information required for a specific analysis were excluded from that analysis. Descriptions of variables used in this analysis are provided in Appendix A.

SOURCE: U.S. Sentencing Commission, 2020 - 2024 Datafiles, USSCFY20 - USSCFY24.

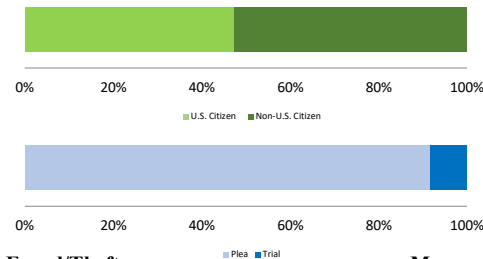
Number of Sentenced Individuals Over Time



Race and Gender



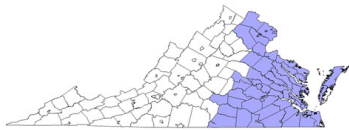
Citizenship, Guilty Pleas, and Trials



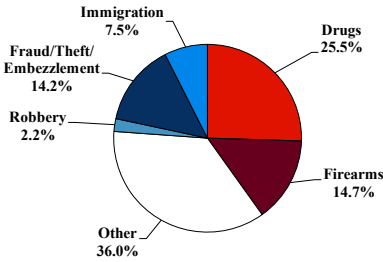
District at a Glance

Eastern District of Virginia

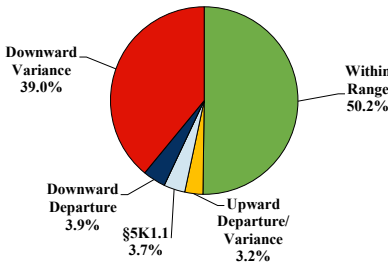
Fiscal Year 2024



Type of Crime



Sentence Imposed Relative to the Guideline Range



SENTENCING INFORMATION BY TYPE OF CRIME

	TOTAL	Immigration	Drug Trafficking	Firearms	Fraud/Theft /Embezzle	Robbery	Child Porn	Money Laundering	All Other
	777	58	194	114	110	17	36	7	241
Mean Sentence (months)	65	9	91	50	29	161	104	32	68
Median Sentence (months)	27	6	74	37	24	144	77	24	0

IMPRISONMENT

Total Receiving Imprisonment	606	55	184	107	92	17	36	7	108
Prison Only	585	55	176	102	85	16	36	7	108
Up to 12 Months	98	38	3	12	15	0	0	1	29
13 to 60 Months	233	17	57	59	52	3	15	5	25
61 to 120 Months	131	0	64	23	18	3	11	1	11
Over 120 Months	123	0	52	8	0	10	10	0	43
Prison and Alternatives	21	0	8	5	7	1	0	0	0

PROBATION

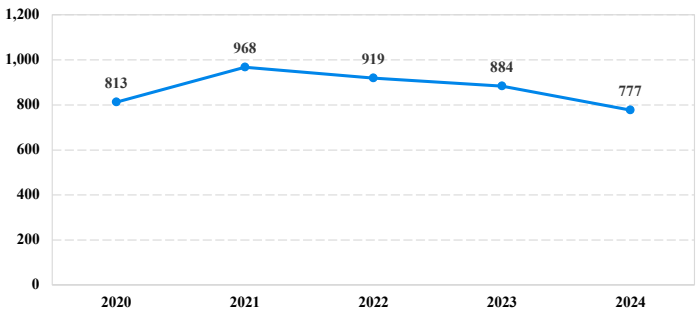
Total Receiving Probation	139	3	10	6	17	0	0	0	103
Probation Only	123	1	7	5	13	0	0	0	97
Probation and Alternatives	16	2	3	1	4	0	0	0	6

FINE ONLY	32	0	0	1	1	0	0	0	30
-----------	----	---	---	---	---	---	---	---	----

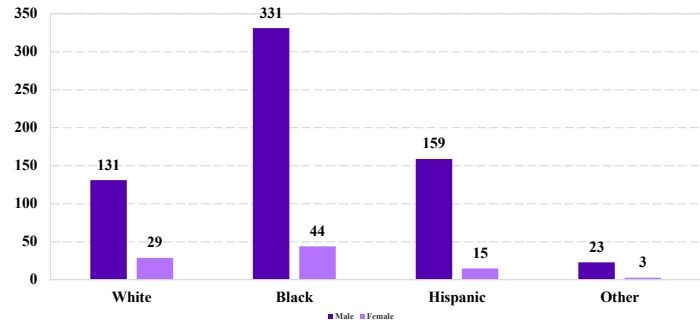
Cases with indeterminable sentence terms are excluded from the calculation of the Mean Sentence or Median Sentence category. Sentences greater than 470 months and probation were included in the sentence average computations as 470 months and zero months, respectively. Cases in the Total Receiving Imprisonment, Total Receiving Probation, and Fine Only categories total 100 percent of all cases. Cases missing information required for a specific analysis were excluded from that analysis. Descriptions of variables used in this analysis are provided in Appendix A.

SOURCE: U.S. Sentencing Commission, 2020 - 2024 Datafiles, USSCFY20 - USSCFY24.

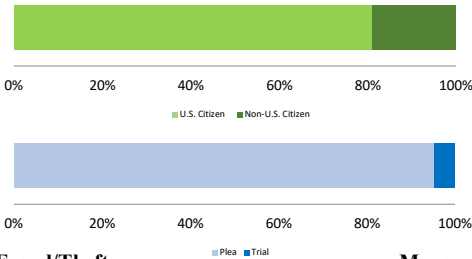
Number of Sentenced Individuals Over Time



Race and Gender



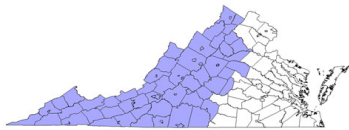
Citizenship, Guilty Pleas, and Trials



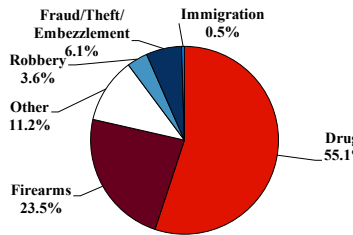
District at a Glance

Western District of Virginia

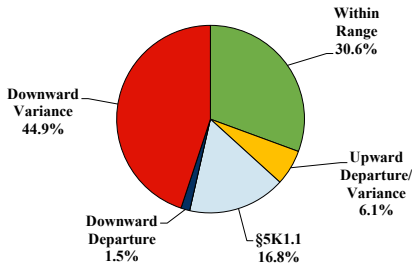
Fiscal Year 2024



Type of Crime



Sentence Imposed Relative to the Guideline Range



SENTENCING INFORMATION BY TYPE OF CRIME

	TOTAL	Immigration	Drug Trafficking	Firearms	Fraud/Theft /Embezzle	Robbery	Child Porn	Money Laundering	All Other
	196	1	107	46	12	7	2	0	21
Mean Sentence (months)	73	--	91	36	21	92	--	--	88
Median Sentence (months)	54	--	78	22	5	92	--	--	48

IMPRISONMENT

Total Receiving Imprisonment	185	1	107	42	7	7	2	0	19
Prison Only	184	1	107	42	7	7	1	0	19
Up to 12 Months	22	0	4	13	2	0	0	0	3
13 to 60 Months	75	1	41	19	4	2	0	0	8
61 to 120 Months	54	0	40	9	0	3	1	0	1
Over 120 Months	33	0	22	1	1	2	0	0	7
Prison and Alternatives	1	0	0	0	0	0	1	0	0

PROBATION

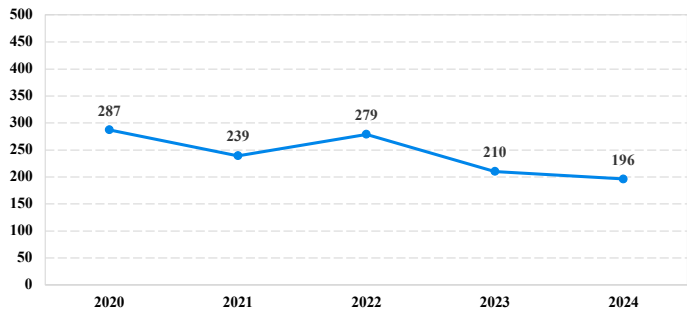
Total Receiving Probation	11	0	0	4	5	0	0	0	2
Probation Only	10	0	0	3	5	0	0	0	2
Probation and Alternatives	1	0	0	1	0	0	0	0	0

FINE ONLY	0	0	0	0	0	0	0	0	0
-----------	---	---	---	---	---	---	---	---	---

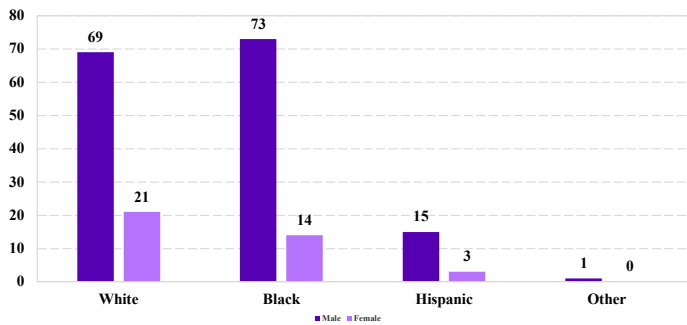
Cases with indeterminable sentence terms are excluded from the calculation of the Mean Sentence or Median Sentence category. Sentences greater than 470 months and probation were included in the sentence average computations as 470 months and zero months, respectively. Cases in the Total Receiving Imprisonment, Total Receiving Probation, and Fine Only categories total 100 percent of all cases. Cases missing information required for a specific analysis were excluded from that analysis. Descriptions of variables used in this analysis are provided in Appendix A.

SOURCE: U.S. Sentencing Commission, 2020 - 2024 Datafiles, USSCFY20 - USSCFY24.

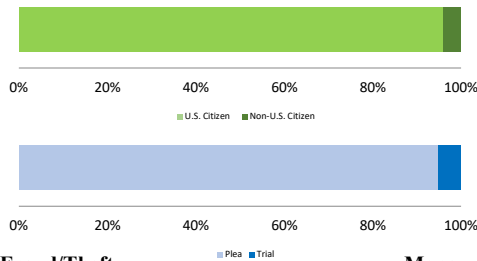
Number of Sentenced Individuals Over Time



Race and Gender



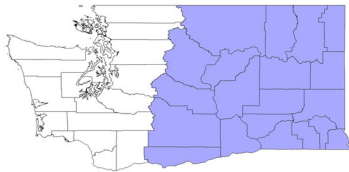
Citizenship, Guilty Pleas, and Trials



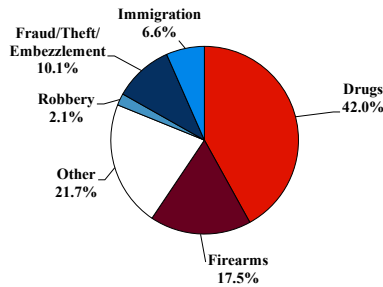
District at a Glance

Eastern District of Washington

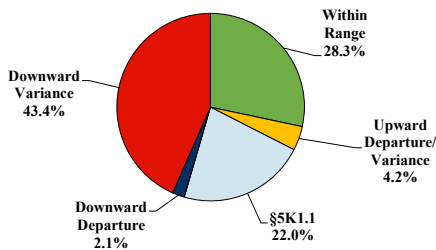
Fiscal Year 2024



Type of Crime



Sentence Imposed Relative to the Guideline Range



SENTENCING INFORMATION BY TYPE OF CRIME

	TOTAL	Immigration	Drug Trafficking	Firearms	Fraud/Theft /Embezzle	Robbery	Child Porn	Money Laundering	All Other
	286	19	120	50	29	6	14	0	48
Mean Sentence (months)	64	6	81	35	8	136	93	--	92
Median Sentence (months)	39	4	60	30	2	117	63	--	40

IMPRISONMENT

Total Receiving Imprisonment	272	19	117	46	23	6	14	0	47
Prison Only	264	19	115	43	23	4	14	0	46
Up to 12 Months	60	15	13	6	14	0	0	0	12
13 to 60 Months	111	4	45	29	9	1	7	0	16
61 to 120 Months	49	0	31	8	0	0	4	0	6
Over 120 Months	44	0	26	0	0	3	3	0	12
Prison and Alternatives	8	0	2	3	0	2	0	0	1

PROBATION

Total Receiving Probation	14	0	3	4	6	0	0	0	1
Probation Only	14	0	3	4	6	0	0	0	1
Probation and Alternatives	0	0	0	0	0	0	0	0	0

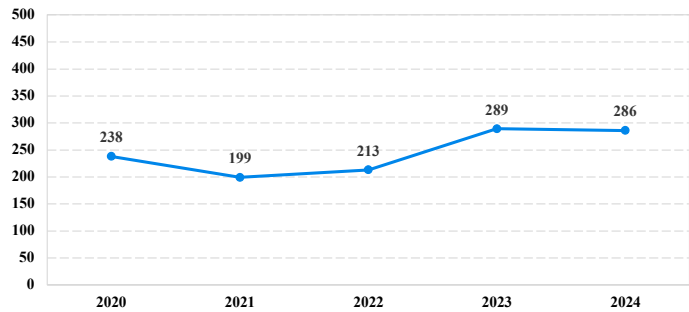
FINE ONLY

	0	0	0	0	0	0	0	0	0
--	---	---	---	---	---	---	---	---	---

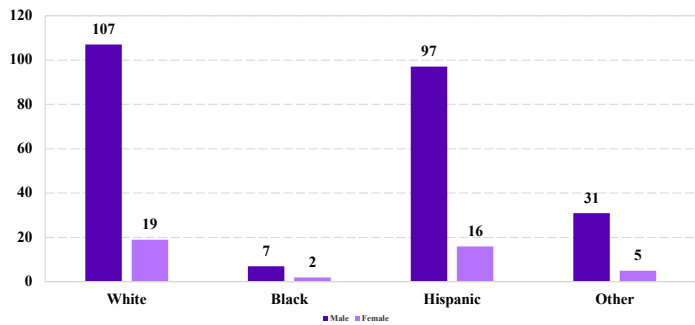
Cases with indeterminable sentence terms are excluded from the calculation of the Mean Sentence or Median Sentence category. Sentences greater than 470 months and probation were included in the sentence average computations as 470 months and zero months, respectively. Cases in the Total Receiving Imprisonment, Total Receiving Probation, and Fine Only categories total 100 percent of all cases. Cases missing information required for a specific analysis were excluded from that analysis. Descriptions of variables used in this analysis are provided in Appendix A.

SOURCE: U.S. Sentencing Commission, 2020 - 2024 Datafiles, USSCFY20 - USSCFY24.

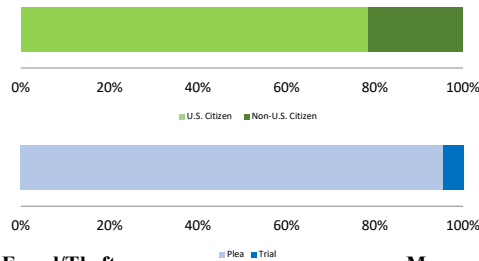
Number of Sentenced Individuals Over Time



Race and Gender



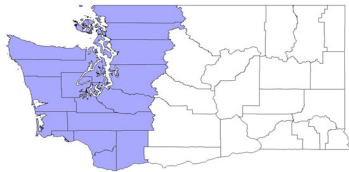
Citizenship, Guilty Pleas, and Trials



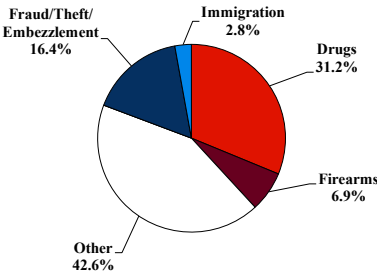
District at a Glance

Western District of Washington

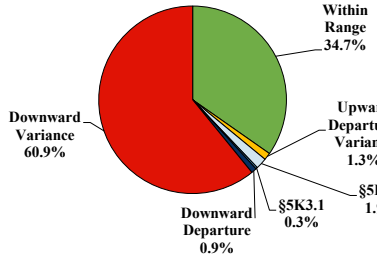
Fiscal Year 2024



Type of Crime



Sentence Imposed Relative to the Guideline Range



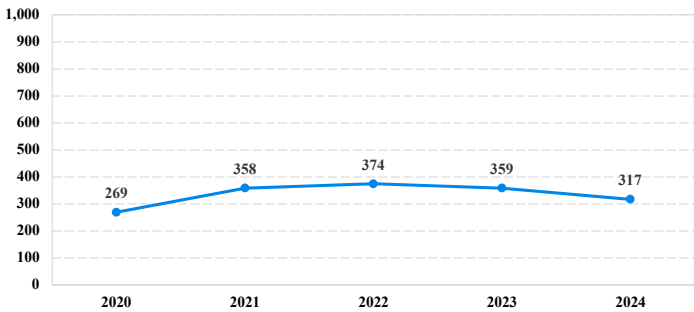
SENTENCING INFORMATION BY TYPE OF CRIME

	TOTAL	Immigration	Drug Trafficking	Firearms	Fraud/Theft /Embezzle	Robbery	Child Porn	Money Laundering	All Other
	317	9	99	22	52	0	10	14	111
Mean Sentence (months)	39	7	67	29	13	--	72	55	26
Median Sentence (months)	16	7	66	27	1	--	63	32	0
IMPRISONMENT									
Total Receiving Imprisonment	213	9	95	21	26	0	10	13	39
Prison Only	205	8	91	21	24	0	10	13	38
Up to 12 Months	42	6	4	5	10	0	0	1	16
13 to 60 Months	85	2	34	15	13	0	5	9	7
61 to 120 Months	62	0	49	1	0	0	5	1	6
Over 120 Months	16	0	4	0	1	0	0	2	9
Prison and Alternatives	8	1	4	0	2	0	0	0	1
PROBATION									
Total Receiving Probation	35	0	4	0	17	0	0	1	13
Probation Only	27	0	3	0	13	0	0	0	11
Probation and Alternatives	8	0	1	0	4	0	0	1	2
FINE ONLY									
	69	0	0	1	9	0	0	0	59

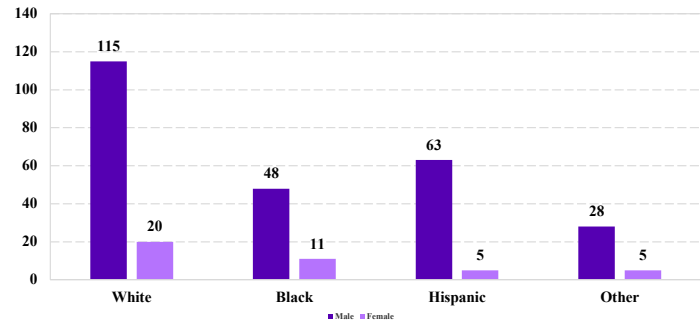
Cases with indeterminable sentence terms are excluded from the calculation of the Mean Sentence or Median Sentence category. Sentences greater than 470 months and probation were included in the sentence average computations as 470 months and zero months, respectively. Cases in the Total Receiving Imprisonment, Total Receiving Probation, and Fine Only categories total 100 percent of all cases. Cases missing information required for a specific analysis were excluded from that analysis. Descriptions of variables used in this analysis are provided in Appendix A.

SOURCE: U.S. Sentencing Commission, 2020 - 2024 Datafiles, USSCFY20 - USSCFY24.

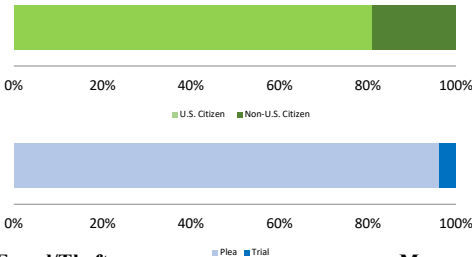
Number of Sentenced Individuals Over Time



Race and Gender



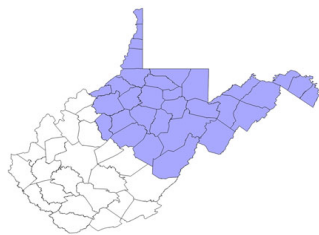
Citizenship, Guilty Pleas, and Trials



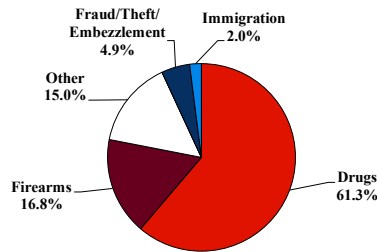
District at a Glance

Northern District of West Virginia

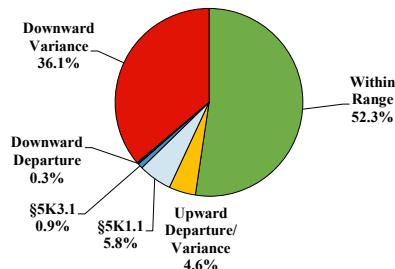
Fiscal Year 2024



Type of Crime



Sentence Imposed Relative to the Guideline Range



SENTENCING INFORMATION BY TYPE OF CRIME

	TOTAL	Immigration	Drug Trafficking	Firearms	Fraud/Theft /Embezzle	Robbery	Child Porn	Money Laundering	All Other
	346	7	210	58	17	0	4	1	49
Mean Sentence (months)	53	4	62	33	16	--	78	--	57
Median Sentence (months)	27	0	39	26	1	--	73	--	12

IMPRISONMENT

Total Receiving Imprisonment	265	6	163	39	10	0	4	1	42
Prison Only	265	6	163	39	10	0	4	1	42
Up to 12 Months	48	6	17	2	4	0	0	0	19
13 to 60 Months	110	0	64	27	5	0	1	0	13
61 to 120 Months	63	0	47	10	0	0	2	1	3
Over 120 Months	44	0	35	0	1	0	1	0	7
Prison and Alternatives	0	0	0	0	0	0	0	0	0

PROBATION

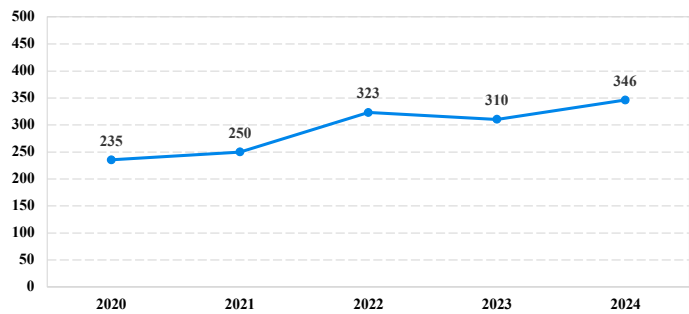
Total Receiving Probation	81	1	47	19	7	0	0	0	7
Probation Only	77	1	45	18	7	0	0	0	6
Probation and Alternatives	4	0	2	1	0	0	0	0	1

FINE ONLY	0	0	0	0	0	0	0	0	0
-----------	---	---	---	---	---	---	---	---	---

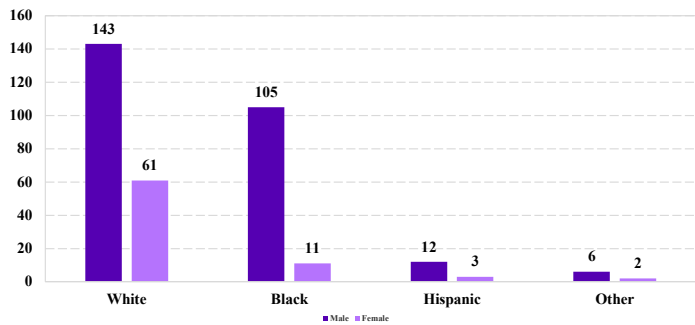
Cases with indeterminable sentence terms are excluded from the calculation of the Mean Sentence or Median Sentence category. Sentences greater than 470 months and probation were included in the sentence average computations as 470 months and zero months, respectively. Cases in the Total Receiving Imprisonment, Total Receiving Probation, and Fine Only categories total 100 percent of all cases. Cases missing information required for a specific analysis were excluded from that analysis. Descriptions of variables used in this analysis are provided in Appendix A.

SOURCE: U.S. Sentencing Commission, 2020 - 2024 Datafiles, USSCFY20 - USSCFY24.

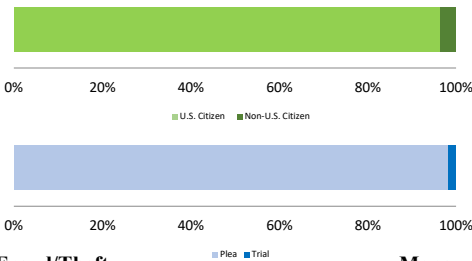
Number of Sentenced Individuals Over Time



Race and Gender



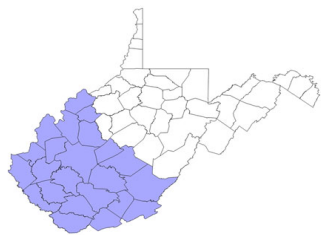
Citizenship, Guilty Pleas, and Trials



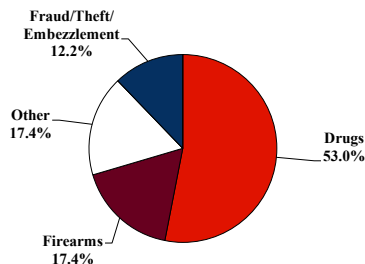
District at a Glance

Southern District of West Virginia

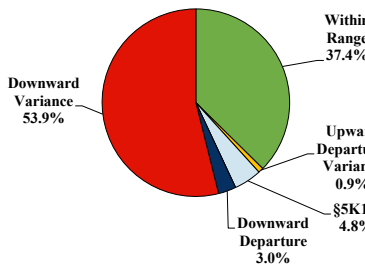
Fiscal Year 2024



Type of Crime



Sentence Imposed Relative to the Guideline Range



SENTENCING INFORMATION BY TYPE OF CRIME

	TOTAL	Immigration	Drug Trafficking	Firearms	Fraud/Theft /Embezzle	Robbery	Child Porn	Money Laundering	All Other
	230	0	122	40	28	0	9	1	30
Mean Sentence (months)	56	--	72	29	11	--	74	--	62
Median Sentence (months)	38	--	60	21	4	--	78	--	12

IMPRISONMENT

Total Receiving Imprisonment	187	0	111	31	12	0	9	1	23
Prison Only	184	0	111	30	11	0	9	1	22
Up to 12 Months	12	0	4	3	4	0	0	0	1
13 to 60 Months	93	0	47	23	7	0	3	1	12
61 to 120 Months	54	0	40	4	0	0	5	0	5
Over 120 Months	25	0	20	0	0	0	1	0	4
Prison and Alternatives	3	0	0	1	1	0	0	0	1

PROBATION

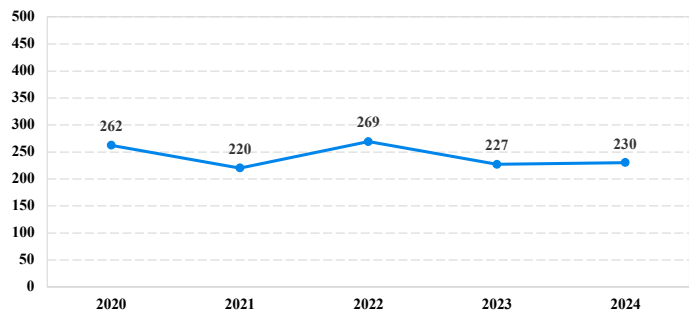
Total Receiving Probation	43	0	11	9	16	0	0	0	7
Probation Only	29	0	8	7	12	0	0	0	2
Probation and Alternatives	14	0	3	2	4	0	0	0	5

FINE ONLY	0	0	0	0	0	0	0	0	0
-----------	---	---	---	---	---	---	---	---	---

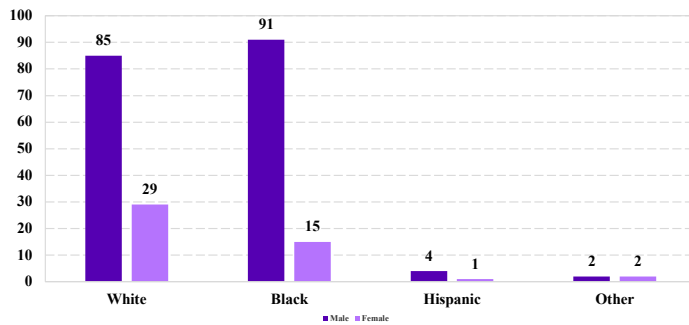
Cases with indeterminable sentence terms are excluded from the calculation of the Mean Sentence or Median Sentence category. Sentences greater than 470 months and probation were included in the sentence average computations as 470 months and zero months, respectively. Cases in the Total Receiving Imprisonment, Total Receiving Probation, and Fine Only categories total 100 percent of all cases. Cases missing information required for a specific analysis were excluded from that analysis. Descriptions of variables used in this analysis are provided in Appendix A.

SOURCE: U.S. Sentencing Commission, 2020 - 2024 Datafiles, USSCFY20 - USSCFY24.

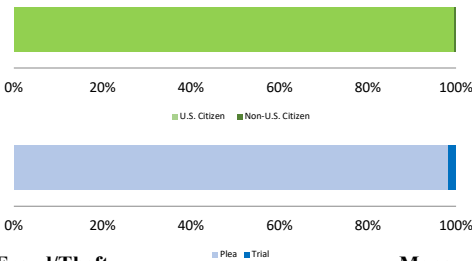
Number of Sentenced Individuals Over Time



Race and Gender



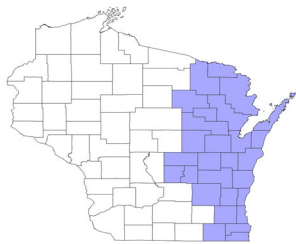
Citizenship, Guilty Pleas, and Trials



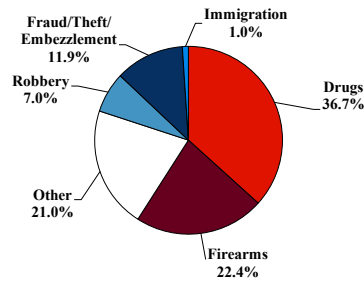
District at a Glance

Eastern District of Wisconsin

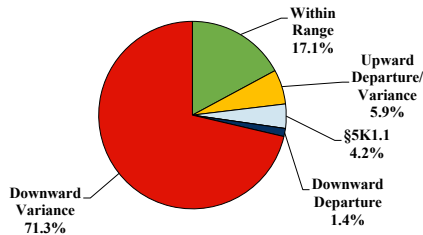
Fiscal Year 2024



Type of Crime



Sentence Imposed Relative to the Guideline Range



SENTENCING INFORMATION BY TYPE OF CRIME

	TOTAL	Immigration	Drug Trafficking	Firearms	Fraud/Theft /Embezzle	Robbery	Child Porn	Money Laundering	All Other
	286	3	105	64	34	20	18	12	30
Mean Sentence (months)	65	2	70	42	24	107	122	36	99
Median Sentence (months)	48	0	66	30	13	105	120	12	41

IMPRISONMENT

Total Receiving Imprisonment	256	3	102	53	27	20	18	8	25
Prison Only	255	3	101	53	27	20	18	8	25
Up to 12 Months	32	3	10	8	6	0	0	1	4
13 to 60 Months	108	0	37	33	19	2	4	4	9
61 to 120 Months	74	0	41	8	1	14	6	2	2
Over 120 Months	41	0	13	4	1	4	8	1	10
Prison and Alternatives	1	0	1	0	0	0	0	0	0

PROBATION

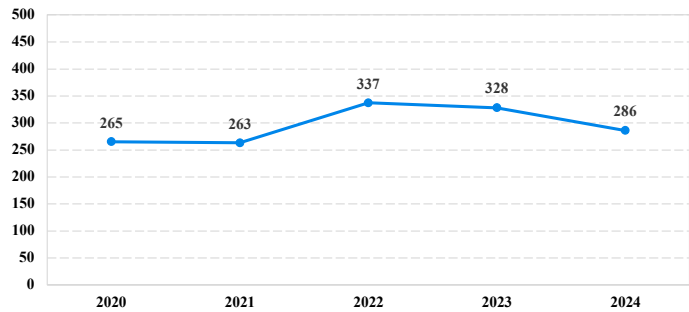
Total Receiving Probation	30	0	3	11	7	0	0	4	5
Probation Only	29	0	3	11	7	0	0	4	4
Probation and Alternatives	1	0	0	0	0	0	0	0	1

FINE ONLY	0	0	0	0	0	0	0	0	0
-----------	---	---	---	---	---	---	---	---	---

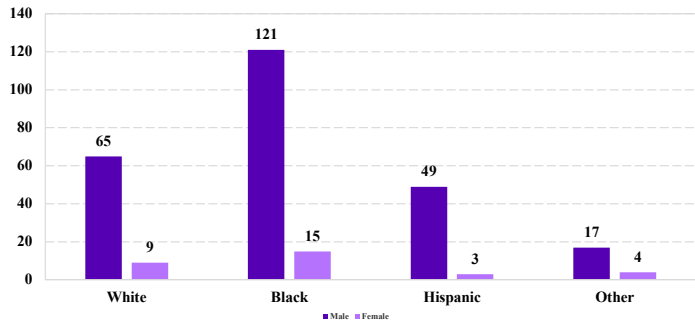
Cases with indeterminable sentence terms are excluded from the calculation of the Mean Sentence or Median Sentence category. Sentences greater than 470 months and probation were included in the sentence average computations as 470 months and zero months, respectively. Cases in the Total Receiving Imprisonment, Total Receiving Probation, and Fine Only categories total 100 percent of all cases. Cases missing information required for a specific analysis were excluded from that analysis. Descriptions of variables used in this analysis are provided in Appendix A.

SOURCE: U.S. Sentencing Commission, 2020 - 2024 Datafiles, USSCFY20 - USSCFY24.

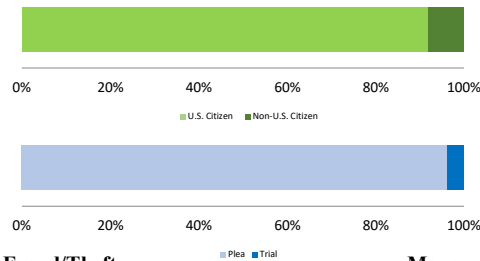
Number of Sentenced Individuals Over Time



Race and Gender



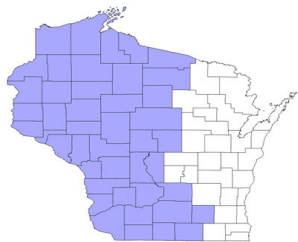
Citizenship, Guilty Pleas, and Trials



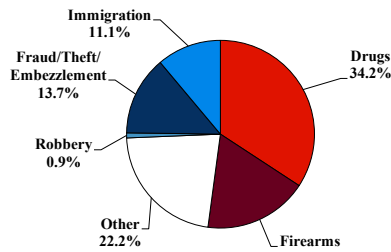
District at a Glance

Western District of Wisconsin

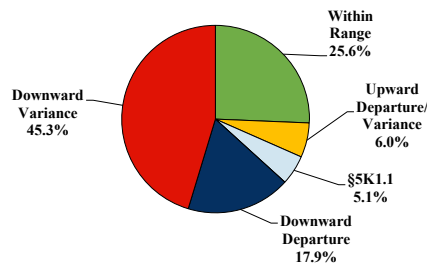
Fiscal Year 2024



Type of Crime



Sentence Imposed Relative to the Guideline Range



SENTENCING INFORMATION BY TYPE OF CRIME

	TOTAL	Immigration	Drug Trafficking	Firearms	Fraud/Theft /Embezzle	Robbery	Child Porn	Money Laundering	All Other
	117	13	40	21	16	1	2	5	19
Mean Sentence (months)	53	14	72	50	15	--	--	50	63
Median Sentence (months)	48	12	72	51	12	--	--	48	24

IMPRISONMENT

Total Receiving Imprisonment	105	13	39	20	9	1	2	5	16
Prison Only	105	13	39	20	9	1	2	5	16
Up to 12 Months	9	6	1	0	0	0	0	0	2
13 to 60 Months	56	7	14	15	9	0	1	3	7
61 to 120 Months	31	0	20	5	0	1	0	2	3
Over 120 Months	9	0	4	0	0	0	1	0	4
Prison and Alternatives	0	0	0	0	0	0	0	0	0

PROBATION

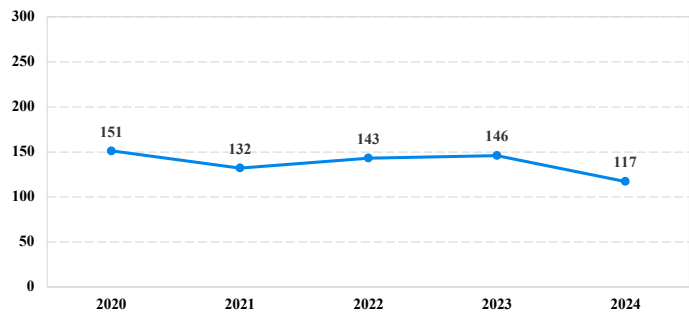
Total Receiving Probation	11	0	1	1	6	0	0	0	3
Probation Only	11	0	1	1	6	0	0	0	3
Probation and Alternatives	0	0	0	0	0	0	0	0	0

FINE ONLY	1	0	0	0	1	0	0	0	0
-----------	---	---	---	---	---	---	---	---	---

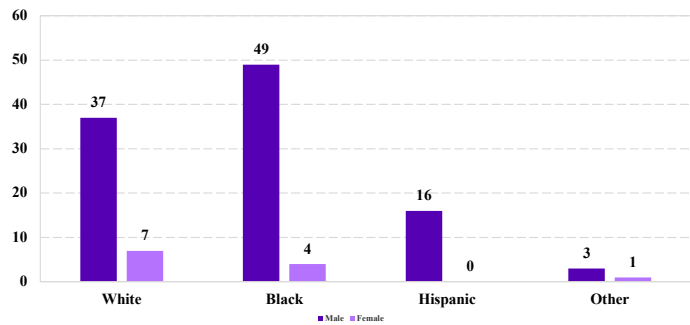
Cases with indeterminable sentence terms are excluded from the calculation of the Mean Sentence or Median Sentence category. Sentences greater than 470 months and probation were included in the sentence average computations as 470 months and zero months, respectively. Cases in the Total Receiving Imprisonment, Total Receiving Probation, and Fine Only categories total 100 percent of all cases. Cases missing information required for a specific analysis were excluded from that analysis. Descriptions of variables used in this analysis are provided in Appendix A.

SOURCE: U.S. Sentencing Commission, 2020 - 2024 Datafiles, USSCFY20 - USSCFY24.

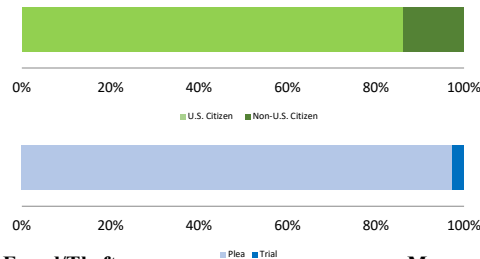
Number of Sentenced Individuals Over Time



Race and Gender



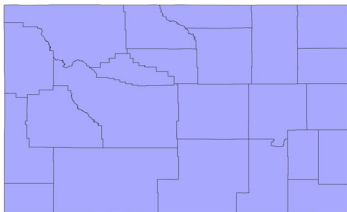
Citizenship, Guilty Pleas, and Trials



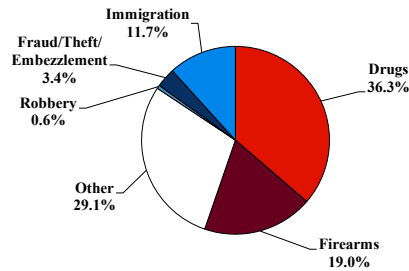
District at a Glance

District of Wyoming

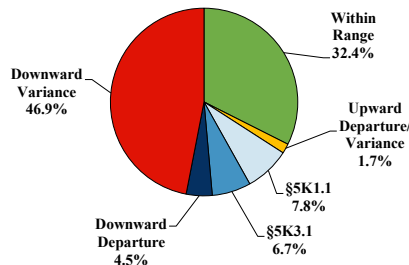
Fiscal Year 2024



Type of Crime



Sentence Imposed Relative to the Guideline Range



SENTENCING INFORMATION BY TYPE OF CRIME

	TOTAL	Immigration	Drug Trafficking	Firearms	Fraud/Theft /Embezzle	Robbery	Child Porn	Money Laundering	All Other
	179	21	63	34	6	1	12	0	42
Mean Sentence (months)	63	5	81	48	12	--	81	--	79
Median Sentence (months)	46	2	75	45	6	--	97	--	27

IMPRISONMENT

Total Receiving Imprisonment	167	20	62	33	3	1	12	0	36
Prison Only	164	20	62	32	3	1	11	0	35
Up to 12 Months	27	18	2	2	1	0	0	0	4
13 to 60 Months	68	2	21	22	2	1	3	0	17
61 to 120 Months	52	0	29	7	0	0	8	0	8
Over 120 Months	17	0	10	1	0	0	0	0	6
Prison and Alternatives	3	0	0	1	0	0	1	0	1

PROBATION

Total Receiving Probation	12	1	1	1	3	0	0	0	6
Probation Only	9	1	0	1	1	0	0	0	6
Probation and Alternatives	3	0	1	0	2	0	0	0	0

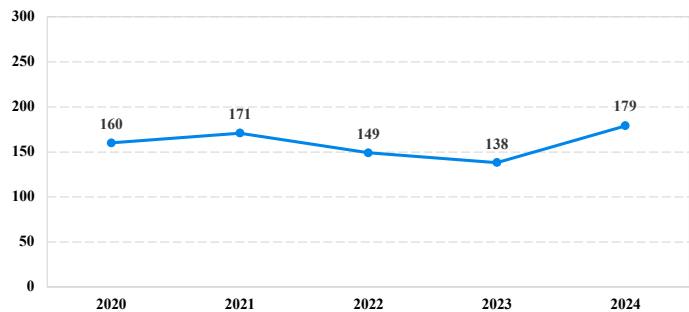
FINE ONLY

	0	0	0	0	0	0	0	0	0
--	---	---	---	---	---	---	---	---	---

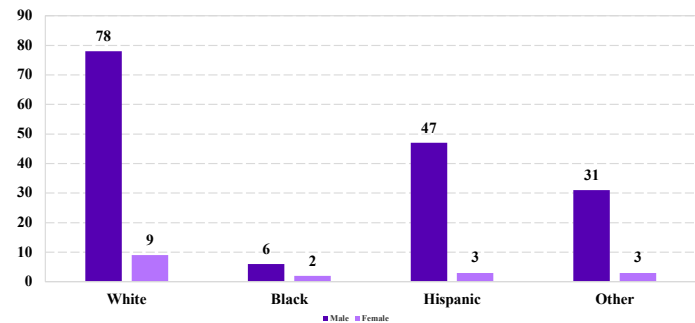
Cases with indeterminable sentence terms are excluded from the calculation of the Mean Sentence or Median Sentence category. Sentences greater than 470 months and probation were included in the sentence average computations as 470 months and zero months, respectively. Cases in the Total Receiving Imprisonment, Total Receiving Probation, and Fine Only categories total 100 percent of all cases. Cases missing information required for a specific analysis were excluded from that analysis. Descriptions of variables used in this analysis are provided in Appendix A.

SOURCE: U.S. Sentencing Commission, 2020 - 2024 Datafiles, USSCFY20 - USSCFY24.

Number of Sentenced Individuals Over Time



Race and Gender



Citizenship, Guilty Pleas, and Trials

