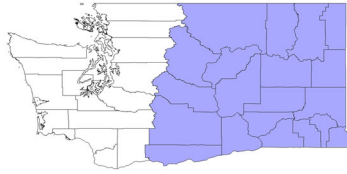


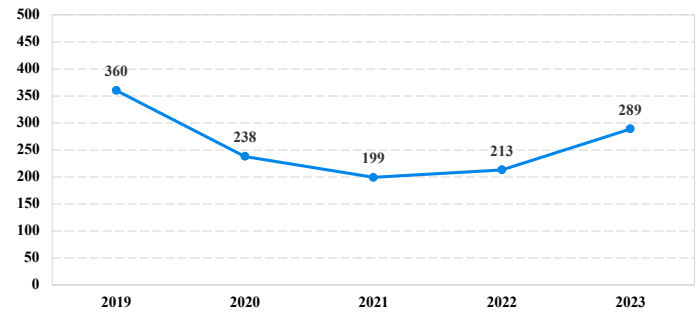
District at a Glance

Eastern District of Washington

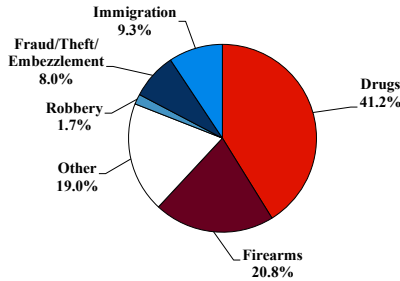
Fiscal Year 2023



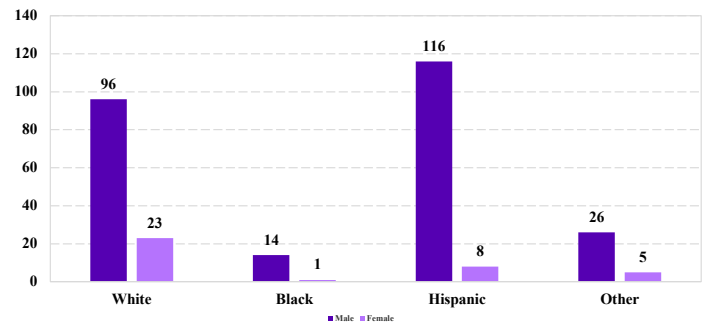
Number of Sentenced Individuals Over Time



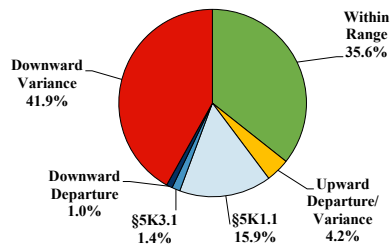
Type of Crime



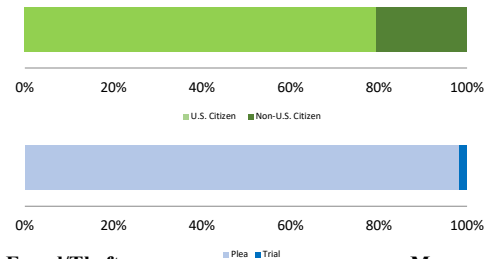
Race and Gender



Sentence Imposed Relative to the Guideline Range



Citizenship, Guilty Pleas, and Trials



SENTENCING INFORMATION BY TYPE OF CRIME

	TOTAL	Immigration	Drug Trafficking	Firearms	Fraud/Theft /Embezzle	Robbery	Child Porn	Money Laundering	All Other
	289	27	116	60	23	5	10	0	48
Mean Sentence (months)	62	12	81	37	10	126	115	--	80
Median Sentence (months)	36	8	64	28	2	63	78	--	27

IMPRISONMENT

Total Receiving Imprisonment	270	26	114	58	15	5	10	0	42
Prison Only	261	26	110	57	14	5	10	0	39
Up to 12 Months	60	16	11	10	10	0	1	0	12
13 to 60 Months	112	10	40	39	3	2	4	0	14
61 to 120 Months	44	0	33	6	0	1	1	0	3
Over 120 Months	45	0	26	2	1	2	4	0	10
Prison and Alternatives	9	0	4	1	1	0	0	0	3

PROBATION

Total Receiving Probation	19	1	2	2	8	0	0	0	6
Probation Only	18	1	2	2	8	0	0	0	5
Probation and Alternatives	1	0	0	0	0	0	0	0	1

FINE ONLY

FINE ONLY	0	0	0	0	0	0	0	0	0
------------------	----------	----------	----------	----------	----------	----------	----------	----------	----------

Cases with indeterminable sentence terms are excluded from the calculation of the Mean Sentence or Median Sentence category. Sentences greater than 470 months and probation were included in the sentence average computations as 470 months and zero months, respectively. Cases in the Total Receiving Imprisonment, Total Receiving Probation, and Fine Only categories total 100 percent of all cases. Cases missing information required for a specific analysis were excluded from that analysis. Descriptions of variables used in this analysis are provided in Appendix A.

SOURCE: U.S. Sentencing Commission, 2019 - 2023 Datafiles, USSCFY19 - USSCFY23.