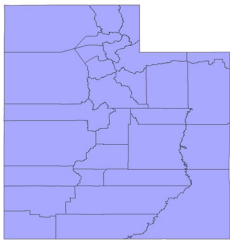


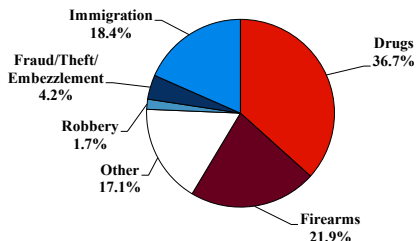
District at a Glance

District of Utah

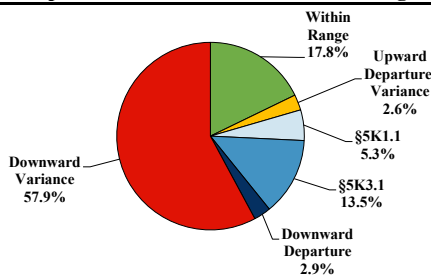
Fiscal Year 2023



Type of Crime



Sentence Imposed Relative to the Guideline Range



SENTENCING INFORMATION BY TYPE OF CRIME

	TOTAL	Immigration	Drug Trafficking	Firearms	Fraud/Theft /Embezzle	Robbery	Child Porn	Money Laundering	All Other
Total	761	140	276	167	32	13	20	23	90
Mean Sentence (months)	39	7	52	25	11	86	75	71	62
Median Sentence (months)	27	4	48	24	5	72	81	46	27

IMPRISONMENT

Total Receiving Imprisonment	655	104	260	140	19	13	20	20	79
Prison Only	654	104	260	139	19	13	20	20	79
Up to 12 Months	145	72	19	27	7	0	1	1	18
13 to 60 Months	351	32	149	103	12	5	7	11	32
61 to 120 Months	128	0	83	9	0	5	11	4	16
Over 120 Months	30	0	9	0	0	3	1	4	13
Prison and Alternatives	1	0	0	1	0	0	0	0	0

PROBATION

Total Receiving Probation	101	36	15	27	12	0	0	2	9
Probation Only	99	36	15	27	11	0	0	2	8
Probation and Alternatives	2	0	0	0	1	0	0	0	1

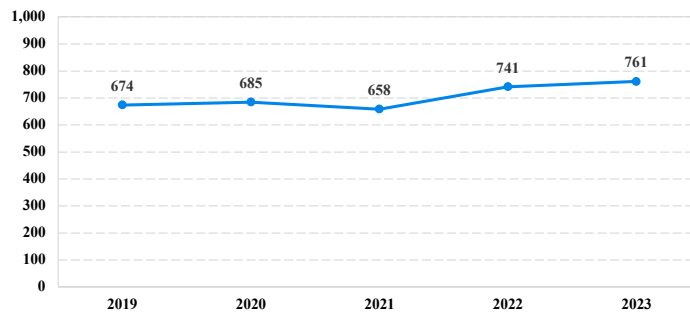
FINE ONLY

Total	5	0	1	0	1	0	0	1	2
--------------	----------	----------	----------	----------	----------	----------	----------	----------	----------

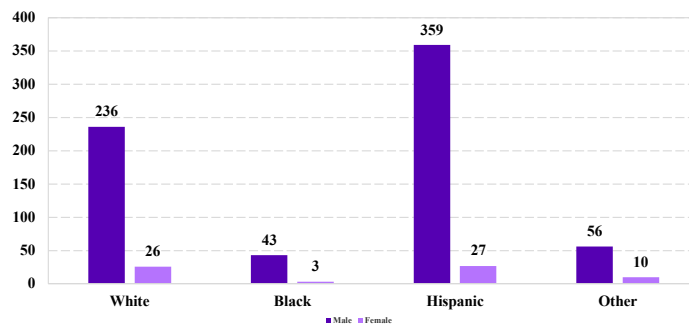
Cases with indeterminable sentence terms are excluded from the calculation of the Mean Sentence or Median Sentence category. Sentences greater than 470 months and probation were included in the sentence average computations as 470 months and zero months, respectively. Cases in the Total Receiving Imprisonment, Total Receiving Probation, and Fine Only categories total 100 percent of all cases. Cases missing information required for a specific analysis were excluded from that analysis. Descriptions of variables used in this analysis are provided in Appendix A.

SOURCE: U.S. Sentencing Commission, 2019 - 2023 Datafiles, USSCFY19 - USSCFY23.

Number of Sentenced Individuals Over Time



Race and Gender



Citizenship, Guilty Pleas, and Trials

