

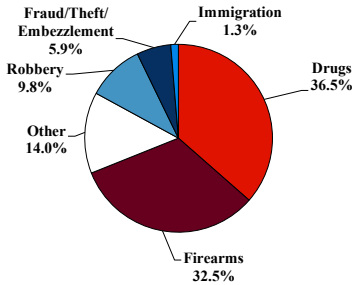
District at a Glance

Western District of Tennessee

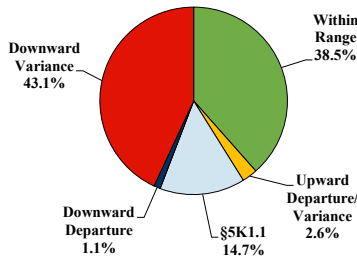
Fiscal Year 2023



Type of Crime



Sentence Imposed Relative to the Guideline Range



SENTENCING INFORMATION BY TYPE OF CRIME

	TOTAL	Immigration	Drug Trafficking	Firearms	Fraud/Theft /Embezzle	Robbery	Child Porn	Money Laundering	All Other
TOTAL	458	6	167	149	27	45	5	4	55
Mean Sentence (months)	86	11	86	70	12	160	84	79	118
Median Sentence (months)	70	11	78	60	6	130	72	65	30

IMPRISONMENT

Total Receiving Imprisonment	436	6	164	145	23	45	5	4	44
Prison Only	425	6	162	144	19	44	5	3	42
Up to 12 Months	41	4	16	9	8	0	0	0	4
13 to 60 Months	151	2	54	64	11	4	1	1	14
61 to 120 Months	126	0	55	53	0	9	3	1	5
Over 120 Months	107	0	37	18	0	31	1	1	19
Prison and Alternatives	11	0	2	1	4	1	0	1	2

PROBATION

Total Receiving Probation	21	0	3	4	4	0	0	0	10
Probation Only	15	0	1	2	3	0	0	0	9
Probation and Alternatives	6	0	2	2	1	0	0	0	1

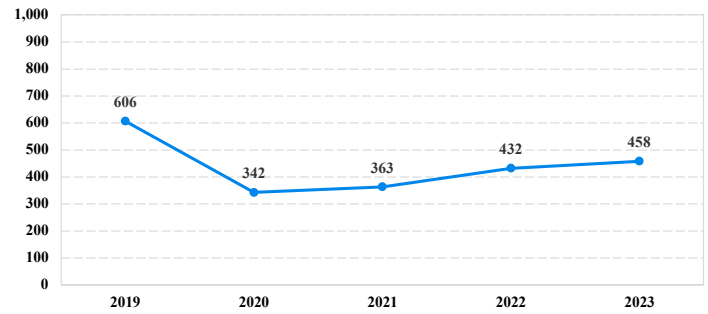
FINE ONLY

FINE ONLY	1	0	0	0	0	0	0	0	1
------------------	----------	----------	----------	----------	----------	----------	----------	----------	----------

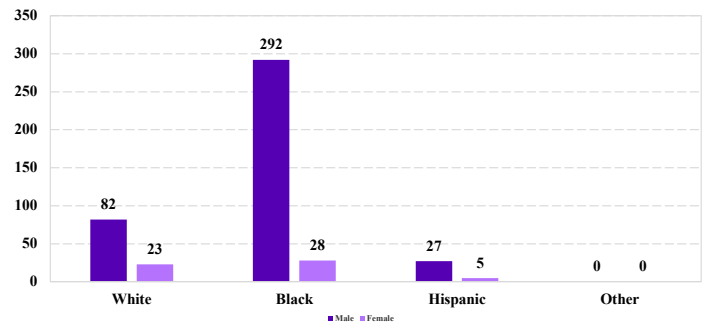
Cases with indeterminable sentence terms are excluded from the calculation of the Mean Sentence or Median Sentence category. Sentences greater than 470 months and probation were included in the sentence average computations as 470 months and zero months, respectively. Cases in the Total Receiving Imprisonment, Total Receiving Probation, and Fine Only categories total 100 percent of all cases. Cases missing information required for a specific analysis were excluded from that analysis. Descriptions of variables used in this analysis are provided in Appendix A.

SOURCE: U.S. Sentencing Commission, 2019 - 2023 Datafiles, USSCFY19 - USSCFY23.

Number of Sentenced Individuals Over Time



Race and Gender



Citizenship, Guilty Pleas, and Trials

